

FORMULA BOATS • THUNDERBIRD PRODUCTS  
2200 WEST MONROE STREET • DECATUR, IN 46733  
260.724.9111 • 1.800.736.7685



YOUR FORMULA DEALER:



# FORMULA

## 2020



Follow us on Instagram



Visit us on Facebook



Follow us on Twitter

[www.FORMULABOATS.COM](http://www.FORMULABOATS.COM)

© Copyright 2020 by Porter, Inc.  
Formula, Thunderbird and the Thunderbird logo are registered trademarks of Porter, Inc.  
Formula reserves the right to make product changes and improvements throughout the model year.





# FORMULA – EXCELLENCE EXPECTED... and Delivered!

**THE DECISION TO CHOOSE EXCELLENCE** enhances our lives in ways we could never imagine. While many may lay claim to it, only Formula delivers the excellence you have come to expect. Whether you choose a versatile Formula Crossover, Bowrider or Sun Sport, extraordinary times are certain to be ahead.

New for 2020 is the 380 Super Sport Crossover! The latest addition to the Crossover fleet combines confident Super Sport performance with Formula's versatile open bow and cabin crossover elements, perfect for inland adventures and bluewater journeys. Now enthusiasts can break free from convention and enjoy all that boating was meant to be!

The Formula fleet combines your favorite features in a clever, versatile design that's as practical as it is beautiful – double and triple helm seating, wrap-around lounges, entertainment wetbar, convertible aft facing sun lounge and a larger swim platform. Contemporary design elements including contrasting textures, integrated blue LED lighting and recessed alcoves add interest, while stainless railings and drink holders set in eye-catching Corian® all confirm Formula's position at the forefront of marine design.

The possibilities are endless with Formula. Select your preferred options or design your ultimate, personalized dream boat with FormulaFlex™ to tailor graphics, upholstery and electronics to your liking. When you order your Formula you have the opportunity to work with our sales team and project engineer directly or visit our headquarters for a truly immersive experience as you make your vision a reality. Enjoy receiving photos as your personalized dream boat advances through production, plus a complete set of photos at delivery. Want a more involved view? Arrange for a tour and personally observe your boat's progress – we would love to host you.

Graphic choices abound for 2020. Two new Metallic hullside graphic colors in Midnight Sapphire and Caribbean Bay, plus a new Metallic Fusion graphic featuring Midnight Sapphire to Ocean Blue add fresh options for personalizing the stunning Formula silhouette. All-new updates include graphics A and B for SSC/ASCs and graphic C for CBR, BR and SS lineups. And with FormulaFlex, accent colors are interchangeable, rewarding those with creative imagination and a perceptive eye. MyWay™ upgrades put you further in the designer's seat with the full range of Pantone® and automotive colors at your fingertips. Want your Formula to match your vehicle? Or your alma mater? Or the color of her eyes? You can with FormulaFlex MyWay.

2020 cockpits feature striking gelcoat colors on the dash, wetbar and table, providing a dramatic setting for liquid black dash panels and upscale Corian surfaces. Enjoy how FormulaFlex gives the ability to choose upholstery colors in every model to further communicate your individuality. Multiple USB charging ports, Bluetooth and blue/white courtesy lighting are standard on all models. Also, a stunning blue LED cockpit lighting package is standard on all SSC/ASCs and an option on all other models, plus the JL Audio® luminous blue LED lighted cockpit speakers are standard from 31 feet and up. And new for 2020, dash wireless phone chargers are standard in the SSC/ASCs.

The Formula cabin is the ultimate haven where you can experience the finest while echoing your inspired style through personal selections of cabinetry, Corian surfacing, flooring and fabric options. Three all-new cabin themes of Stone Harbor, Pearl Bay and Coastal Dune give you room for your designer eye to break the mold. Ultraleather choices, open-grain and high-gloss cabinetry finishes plus many flooring options offer a broad scope in décor possibilities. FormulaFlex allows the enjoyable experience of designating pillow, drapery and bedspread fabrics from beautifully coordinated collections. You'll celebrate in all the extra detailing of your chosen model.

Your time on the water is important, so with Formula, you can expect each experience to be a moment to remember with family and friends. Whether you have a few hours or a weekend, there's a Formula model for you. Choose a sporty BR or SS model or discover the best of day-boating and overnighting in the extraordinary Crossover line with roomy bowrider fun plus a day-into-night cabin with full standup headroom.

The perfect Formula for you is waiting to be created. Take the helm and personalize your dream boat for your dream day on the water! Your unique Formula sets you apart and makes your boating even more satisfying than you expected!

**Exceed Excellence...  
In Your 2020 Formula!**

**FORMULA** PRESENTS THE 2020 line of best designed, best built pleasure boats on the water today. Through over 60 years of ongoing advancement in marine manufacturing, Formula's tradition of excellence continues to surpass expectations with the ultimate goal of providing consistently gratifying experiences on the water with family and friends.



**SINCE 1976**, Formula has been 100% owned and managed by **THE PORTER FAMILY**, focused on continual product improvement throughout the line, from the smallest Bowrider to the superlative 45 Yacht. A dedicated team of employees do their best every day, combining premium materials with detailed fit and finish to achieve the extraordinary standard of quality required in a Formula.



**AS LIFELONG BOATERS**, the Porters realize the importance of responsive, customer-oriented service for owners, addressing issues through area dealerships, authorized service centers and the technical assistance team located at the manufacturing facility.



## The FORMULA DIFFERENCE

**THE PORTERS** invite you to join the ever-growing family of boaters who experience a reassuring difference with Formula. That difference is the result of fine-tuned design, authentic craftsmanship and a company-wide insistence on excellence. It means you'll enjoy more priceless moments with family and friends each time you boat. The Porter family wouldn't settle for less, and neither should you.



## John Adams, Exclusive Designer

- Responsible for each Formula's sleek lines and outstanding performance
- Achieved through his eminent blend of form and function
- Each unique design first becomes a 3-D image, then a full scale reproduction and finally the master mold



## Formula Quality

- 575,000 square foot manufacturing facility built specifically for powerboat production
- Based in Decatur, Indiana, the Porters' home town
- Consistent procedures carried out with Midwest work-ethic dedication
- Utilizing the latest technology to its greatest advantage
- Corporate, sales and production all under one roof for ongoing collaboration in creating each boat

## FormulaFlex™ OFFERS INDIVIDUAL PERSONALIZATION

- Graphic color choices are interchangeable to communicate your personal style
- Choose upholstery base, accent and piping colors to your individual preference
- Wide choice of cabin fabrics, Corian surfaces and cabinetry make it uniquely yours
- Positioning of electronics can be further personalized
- FormulaFlex MyWay™ upgrades offer virtually unlimited graphic color selection, plus more cockpit, cabin and electronic choices



- Sterndrive Bowrider
- Sterndrive Cuddy and Express Boats
- Fiberglass Outboard Boats
- Inboard Express Cruisers



www.FORMULABOATS.com





# THE FORMULA DIFFERENCE

## Best from start to finish

### SUPERIOR Structural Reinforcement

#### ASSURES LEGENDARY PERFORMANCE



- Resin-encapsulated, suspended cross-framed stringer and bulkhead system securely bonded to CBR/BR/SS hulls with biaxial laminates for optimal force distribution
- Unique, custom-engineered Super Sport/FAS<sup>3</sup>TECH matrix – a unitized fiberglass grid with premium AME<sup>®</sup> 5001 resin bonded to the hull with Plexus<sup>®</sup> adhesive
- Stringers and matrix foam-filled for vibration dampening and solid ride
- Additional structural reinforcement – custom fiberglass shapes, or pultrusions, in hull bottom and along gunwales
- Deck and hull inseparable – chemical Plexus bond plus stainless steel bolts through heavy backing plates



### VIBRANT, Long Lasting Finish

#### FAR SURPASSES ALL OTHERS

- Premium Ashland Maxguard<sup>™</sup> LE gelcoat – the base on all Formulas
- Unique Axalta<sup>™</sup> ChromaPremier<sup>®</sup> basecoat/Imron<sup>®</sup> Elite clearcoat graphic process never chalks, fades or needs to be buffed back like the colored gelcoat others commonly use
- Multi-stage process creates brilliant metallic designs – impossible with gelcoat or Imron paint alone
- Stunning graphics with no accent tape striping applied
- Wide selection of color and design options – unlimited personalized color expression with FormulaFlex<sup>™</sup> MyWay<sup>™</sup> upgrade



### FORMULA IS FAMOUS FOR Performance Excellence

- Unique performance heritage with over 60 years offshore boating experience
- Proven deep-V Formula hull configuration
- Exciting pace with responsive handling
- Solid, enjoyably smooth ride
- Super Sport/FAS<sup>3</sup>TECH<sup>®</sup> multi-plane hull technology for fast paced, solid performance, increased range and soft re-entry
- Formula achieves high performance with confident control and solid, exhilarating ride



### Lamination Procedures ASSURE DURABLE BEAUTY

- Computer programmed cutting produces custom-ply, bi-axial and tri-axial fiberglass and Coremat<sup>®</sup> shapes
- Hand-laid composites and resin carefully layered with optimal cure time in thoroughly maintained molds
- High shear strength Corecell<sup>™</sup> in hullsides 29 feet and up
- Premium AME<sup>®</sup> 5001 resin: first two CBR/BR/SS hull layers, all SSC/ASC hull layers – no barrier coat needed as with lower grade resins
- Every square inch at its strongest – no problem areas to patch with Kevlar strips



### Formula Cockpits LEAD IN VERSATILITY AND CROWD PLEASING COMFORT

- Multi-purpose design innovations bring more fun on the water
- Cockpit seating cleverly transforms for all-out performance runs or relaxing conversations in the round
- Aft facing lounge easily converts to expansive sunpad – great for in-water activity at anchor
- Beautifully integrated SS steps and deck walkway for ease and safety
- Formula signature double-wide adjustable helm seat lets you share boating experiences together – triple-wide in SSC/ASC



### ONLY THE Best Components MAKE IT INTO A FORMULA

- Formula tests extensively for quality and endurance
- If a proposed item fails, it won't be in your Formula
- All railing is low-carbon 316L stainless steel – highest marine-grade available
- 316 stainless custom cleats installed with stainless lock nuts and backing plates
- Virtually all hardware is 316 stainless, far superior to merely electropolished, lower-grade stainless
- Hardware thru-bolted with chrome-plated stainless fasteners
- Inserting flexible O-rings ensures a watertight seal



### FORMULA Electrical Systems KEEP YOU ON THE WATER

- Connections individually hand-crimped and heat-sealed with double-wall shrink tubing using corrosion-resistant tinned wire
- Never using less reliable, pre-insulated connector common in the industry
- For longer runs, color-coded wiring neatly routed through flexible, protective conduit
- Easily reset E-T-A<sup>®</sup> circuit breakers shield systems from excess current damage
- Heavy-duty marine-grade batteries installed for added reliability
- All boats equipped with dedicated starting batteries



### Audio Visual Equipment OFFERS THE LATEST IN TECHNOLOGY

- Premium stereo systems throughout with dash and transom remotes standard
- Standard iPod<sup>™</sup>/MP3 and iPod/USB ports
- Multiple USB charging ports and Bluetooth standard on all models
- SSC dashes feature two wireless charging stations
- Subscription-ready SiriusXM<sup>™</sup> Satellite Radio
- Larger LCD HDTVs offer clear, sharp viewing
- All cabin TVs feature WiFi-enabled Blu-ray Disc players



### Superior Seating WITH THE HIGHEST QUALITY CONSTRUCTION TECHNIQUES AND MATERIALS

- Waterproof marine materials – no wood throughout cockpit
- Rotocast, Starboard<sup>®</sup> and StarLite<sup>®</sup> XL seat cores guarantee longevity
- Preshaped, contoured anti-microbial foam components
- Remarkable DriFast<sup>®</sup> foam does not retain water
- Computer-patterned and CNC cut shapes assembled into highly detailed forms by skilled sewers
- Rugged, outdoor-grade vinyl upholstery – higher density, tear-resistant with special backing
- 36-ounce White, Moondust and Morning Sand base vinyls treated with Pre-Fixx<sup>®</sup> to resist staining
- Accent vinyls color-permeated throughout
- High-grade Tenara<sup>®</sup> thread does not deteriorate from UV, cleaning agents or saltwater



DriFast<sup>®</sup> foam



Precision, double-needle stitching

Tenara



# BOATING SATISFACTION makes all the Difference

## Formula's Helm Station

ASSURES CONFIDENT COMMAND



- Double and triple-wide seating with options to sit, stand or rest on the upright seat
- Sturdy composite dash features digital shifters/throttles and intuitive waterproof rocker switches within easy reach




- Illuminated gauges, digital instrumentation and navigational electronics logically arrayed on sleek, liquid black dash panels
- Positioning of electronics can be further customized with FormulaFlex™

- Impressive leather-wrapped, polished stainless steering wheel



## The Formula Cabin – A SUMPTUOUS RETREAT



- Luxurious UltraLeather™ lounges, beautifully finished cabinetry, upscale Corian® surfaces and solid wood tables for a pleasing residential environment
- Décor selections feature fabrics that enhance each theme – even further personalization with FormulaFlex
- 350 and up offer choice of custom quilted bedspread with pillow shams, linens and embroidered towel sets
- Woodgrain-finish flooring and wood entry steps complement your selected cabin décor
- Wall and ceiling panels fit precisely – no tell-tale bead welt or screw cap covers to mask shortcut assembly

## LUXURIOUS UltraLeather Lounges

- Perfect setting for relaxation and entertainment
- Richly textured appearance and supple feel of fine leather
- Surprisingly tough and durable – spills wipe up easily



## Everything You Need

FOR A DAY OF FUN

- The integrated wetbar, a Formula hallmark, features genuine Corian® counter, large sink, trash container and cooler or refrigerator for easy entertaining – available on 270 and 290, standard on 310 and larger
- Highest number of polished stainless steel drink holders within easy reach
- Head door solidly secure with only one latch
- Smoothly finished fiberglass storage compartments stay open with gas-spring or special hinge design
- Dedicated storage for tables, filler cushions, lines, fenders and PFDs



## GENUINE Corian Countertops – NOT AN IMITATOR

- Advanced blend of natural materials and pure acrylic polymer
- Uniquely hand-crafted by Formula
- Remarkably durable, seamless surface
- Nonporous and easy to clean – stains do not penetrate



## Flawless Cabinetry – A FORMULA STANDOUT FEATURE

- Solid, precision construction at its core
- CAD/CAM routers cut, drill and shape materials for exacting assembly and fit
- Cabinetry constructed with thru-bolted aluminum and stainless steel extended L-brackets
- Extended L-brackets secure cabinetry units to the hull
- Cabinet doors remain closed under way with perfect joinery and top quality locking latches
- Drawers are all premium dovetailed hardwood maple construction



## FORMULA Engine Rooms

OFFER REASSURING SAFEGUARDS

- Electric engine access, meticulous hose routing, and wiring secured in flexible conduit
- Standard fume detector and automatic fire extinguishing system
- All sterndrive engines thru-bolted using heavy-duty cast aluminum mounts and backing plates – far superior to lag screwing directly to stringers as in many other boats
- Available external freshwater flush
- Sterndrive and outboard engines securely mounted through sturdy composite transom

## Formula Service KEEPS OWNERS ON THE WATER THROUGH A QUALIFIED NETWORK

- Formula dealers offer expert full service along with new and pre-owned sales
- Over 100 other locations designated as Formula Authorized Service Centers
- Find all locations on the Formula website



## FORMULA CONSISTENTLY EARNS THE COVETED Marine Industry CSI AWARD

- Evaluation program impartially administered by the marine industry, not from company questionnaires
- Earned awards in Sterndrive Bowrider, Sterndrive Cuddy and Express, Fiberglass Outboard Boats and Inboard Express Cruisers



- Important customer satisfaction achievement – check other boat companies for their industry ratings



## EACH FORMULA MUST PASS **Extensive Testing**

- All boat instruments and systems fully engaged and evaluated in a test tank
- Engines are powered up and run through diagnostics while in gear
- Continuous water spray confirms seals around deck hatches, hardware and along windshield
- New hull designs, engine packages, materials and equipment evaluated through testing on open water
- Formula's quality program assigns a team of inspectors to examine each finished boat as if they were the buyer – reinforces the importance of consistent, premium quality throughout the entire facility
- New owners enjoy The Formula Difference from day one



## FORMULA'S **Technical Assistance Group** OFFERS VITAL SUPPORT

- Quick, accurate advice to dealers helps resolve service issues
- Timely updates to dealers on product changes and service programs

## Formula Guard COVERAGE ON EVERY NEW MODEL

- Protects each new Formula owner's investment
- 10-year structural warranty
- 5-year limited protection plan on all components, accessories, engines and outdrives
- Includes labor and replacement materials
- Transferable during first five ownership years
- High value remains strong to trade up



## THE FORMULA TEAM GOAL IS **Owner Satisfaction and Safety**

- Formula is National Marine Manufacturers Association Certified, using American Boat and Yacht Council standards



## THE FORMULA DIFFERENCE

It's in the sleek design, the solid dependability, the smooth, fast ride, and most important of all, the boating satisfaction with family and friends that you experience over and over again. And that makes all the Difference in the world!



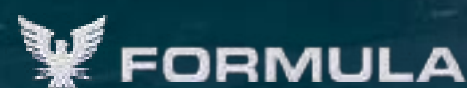
240BR

**MIDNIGHT SAPPHIRE METALLIC FLAGSHIP GRAPHIC B**  
w/Moonlight Silver and Graphite Accents  
*White Cockpit with Blue Accent Striping  
and Midnight Blue Piping*



6

7



#### 240 BOWRIDER SPECIFICATIONS

LOA	24'0"	7.32 m
LOA w/Extended Swim Platform	25'4"	7.72 m
Maximum Beam	8'6"	2.59 m
Approximate Weight	5,150 lbs	2,336 kg
Fuel Capacity	55 gal	208 L
Water Capacity (opt.)	10 gal	38 L
Holding Tank Capacity (opt.)	10 gal	38 L
Bridge Clearance	4'8"	1.42 m
Bridge Clearance w/sport arch	7'8"	2.33 m
Bridge Clearance w/Samson Sports Razor wakeboard tower	8'3"	2.51 m
Draft	36"	.91 m
Deadrise	20°	20°







**STEEL METALLIC FLAGSHIP GRAPHIC A**  
w/Ocean Blue and Silver Diamond Accents  
*Moondust Cockpit with Shock Carbon Accent Striping  
and Shock Carbon/Electric Blue Piping*



#### 270 Bowrider SPECIFICATIONS


LOA	27'0"	8.23 m
LOA w/Extended Swim Platform	28'5"	8.66 m
Maximum Beam	8'6"	2.59 m
Approximate Weight	6,525 lbs	2,960 kg
Fuel Capacity	101 gal	382 L
Water Capacity (opt.)	14 gal	53 L
Holding Tank Capacity (opt.)	13 gal	49 L
Bridge Clearance	5'0"	1.52 m
Bridge Clearance w/sport arch	7'9"	2.36 m
Bridge Clearance w/Samson Sports Razor wakeboard tower	8'7"	2.62 m
Bridge Clearance w/Sport Top	7'5"	2.26 m
Draft	40"	1.02 m
Deadrise	22°	22°





290BR

**BLACK ONYX METALLIC  
FLAGSHIP GRAPHIC C**  
w/Silver Diamond and Garnet Accents  
*Moondust Cockpit with Dyansty Black Accent Striping  
and Garnet Piping*



10

11



## FORMULA

### 290 BOWRIDER SPECIFICATIONS

LOA	29'0"	8.84 m
LOA w/Extended Swim Platform	31'9"	9.68 m
Maximum Beam	9'0"	2.74 m
Approximate Weight	8,950 lbs	4,060 kg
Fuel Capacity	112 gal	424 L
Water Capacity (opt.)	20 gal	76 L
Holding Tank Capacity (opt.)	22.5 gal	85 L
Bridge Clearance	5'10"	1.77 m
Bridge Clearance w/arch	8'2"	2.49 m
Bridge Clearance w/Sport Top	7'11"	2.41 m
Draft	40"	1.02 m
Deadrise	22°	22°







**CRYSTAL BLUE METALLIC**  
**FLAGSHIP GRAPHIC B**  
w/Midnight Blue and Silver Diamond Accents  
*Moondust Cockpit with Crystal Blue Accent Striping*  
*and Silver/Steel Piping*



**FORMULA**

**310 BOWRIDER/SUN SPORT SPECIFICATIONS**

LOA	31'0"	9.45 m
LOA w/Extended Swim Platform	33'11"	10.34 m
Maximum Beam	9'6"	2.90 m
Approximate Weight	10,250 lbs	4,649 kg
SS Approximate Weight	10,125 lbs	4,593 kg
SS Cabin Headroom	5'4"	1.63 m
Fuel Capacity	119 gal	451 L
Water Capacity	29 gal	110 L
Holding Tank Capacity (opt.)	36 gal	136 L
Bridge Clearance	6'0"	1.83 m
Bridge Clearance w/Arch	8'8"	2.64 m
Bridge Clearance w/Sport Top	8'5"	2.56 m
Draft	37"	.94 m
Deadrise	22°	22°





FORMULABOATS.COM

330 CBR


**BLACK ONYX METALLIC  
FLAGSHIP GRAPHIC A**  
w/Garnet Metallic and Moonlight Silver Accents  
White Cockpit with Liquid Silver Accent Striping  
and Black/Deep Red Piping

**STONE HARBOR FABRIC PACKAGE**  
Open-Grain Sunbleached Cabinetry with Lava Rock Corian®  
Ice Ultraleather® and Tungsten Oak Flooring



14

15



### 330 CROSSOVER BOWRIDER SPECIFICATIONS

LOA	33'0"	10.06 m
LOA w/Extended Swim Platform	34'4"	10.46 m
Maximum Beam	10'3"	3.12 m
Approximate Weight (SD/OB)	12,500/12,900 lbs	5,670/5,851 kg
Cabin Headroom	6'0"	1.83 m
Fuel Capacity	151 gal	571 L
Water Capacity	25 gal	94 L
Holding Tank Capacity	26 gal	98 L
Bridge Clearance	6'6"	1.98 m
Bridge Clearance w/arch	9'1"	2.92 m
Bridge Clearance w/hardtop	9'4"	2.84 m
Draft	35"	.89 m
Deadrise	21°	21°





# 350 CBR

**STEEL METALLIC  
FLAGSHIP GRAPHIC C**  
w/Silver Diamond and Garnet Accents  
*White Cockpit with Liquid Silver Accent Striping  
and Steel/Garnet Piping*

350 SS

**MIDNIGHT BLUE METALLIC TO CRYSTAL  
BLUE METALLIC FUSION GRAPHIC B**  
w/Steel and Crystal Blue Accents



16

17



## FORMULA

### 350 CROSSOVER BOWRIDER SPECIFICATIONS

LOA	35' 0"	10.67 m
LOA w/Ext. Swim Platform	37' 11"	11.56 m
Maximum Beam	10' 9"	3.28 m
Approx. Weight (SD/OB)	13,550/14,050 lbs	6,146/6,373 kg
Cabin Headroom	6' 2"	1.88 m
Fuel Capacity (SD/OB)	162/222 gal	613/840 L
Water Capacity	29 gal	110 L
Holding Tank Capacity	37 gal	140 L
Bridge Clearance	6' 10"	2.08 m
Bridge Clearance w/arch	9' 5"	2.87 m
Bridge Clearance w/hardtop	9' 8"	2.95 m
Draft	39"	.99 m
Deadrise	21°	21°





# 350 CBR



**PEARL BAY FABRIC PACKAGE**  
Open-Grain Driftwood Cabinetry with Riverbed Corian®  
Shield Ultraleather™ and Gray Wash Flooring





380 SSC

**MIDNIGHT SAPPHIRE TO OCEAN BLUE METALLIC  
FUSION GRAPHIC B  
w/Steel and Ocean Blue Accents**

*Moon dust Cockpit with Midnight Sapphire Accent Striping  
and Ocean Blue/Steel Piping*



20

21



**FORMULA**

**380 SUPER SPORT CROSSOVER SPECIFICATIONS**

LOA	38' 0"	11.58 m
LOA w/Extended Swim Platform	40' 7"	12.37 m
Maximum Beam	11' 6"	3.50 m
Approximate Weight	21,200 lbs	9,616 kg
Cabin Headroom	6' 5"	1.96 m
Fuel Capacity	250 gal	946 L
Water Capacity	43 gal	162 L
Holding Tank Capacity	37 gal	140 L
Bridge Clearance w/mast light down/radar/light up	9' 4"/10' 4"/11' 8"	2.84/3.15/3.56 m
Draft	41"	1.04 m
Deadrise	21°	21°







**STONE HARBOR FABRIC PACKAGE**  
Open-Grain Ravenwood Cabinetry with Gray Onyx Corian®  
Ice Ultraleather™ and Tungsten Oak Flooring



400 SSC

**BLACK ONYX METALLIC FLAGSHIP GRAPHIC A**  
w/Electric Blue and Silver Diamond Accents

*Moon Dust Cockpit with Liquid Silver Accent Striping  
and Electric Blue/Dynasty Black Piping*



**FORMULA**

**400 SUPER SPORT CROSSOVER SPECIFICATIONS**

LOA	40'0"	12.19 m
LOA OB/Trailered	42'6"/44'7"	13/13.6 m
Maximum Beam	12'0"	3.66 m
Approximate Weight	23,700 lbs	10,750 kgs
Cabin Headroom	6'5"	1.96 m
Fuel Capacity	400 gal	1,514 L
Water Capacity	56 gal	212 L
Holding Tank Capacity	43 gal	162 L
Bridge Clearance w/mast light down/radar/light up	10'7"/11'5"/13'3"	3.22/3.48/4.04 m
Draft	40"	1.02 m
Deadrise	21°	21°







**STONE HARBOR FABRIC PACKAGE**  
Open-Grain Sunbleached Cabinetry with Reverse Arrowroot Corian®  
Koala Ultraleather™ and Tungsten Oak Flooring



# 430 SSC

**DARK CHARCOAL TO SILVER DIAMOND METALLIC**  
**FUSION GRAPHIC C**  
w/Black Onyx and FormulaFlex Deep Red Accents  
*Moondust Cockpit with Liquid Silver Accent Striping*  
*and Deep Red/Charcoal Piping*



## 430 SUPER SPORT CROSSOVER SPECIFICATIONS

LOA/OB/Trailered	43' 0" / 45' 6" / 47' 7"	13.1 m / 13.9 m / 14.5 m
Maximum Beam	12' 0"	3.66 m
Approximate Weight	25,720 lbs	11,666 kg
Cabin Headroom	6' 6"	1.98 m
Fuel Capacity	500 gal	1,892 L
Water Capacity	56 gal	211 L
Holding Tank Capacity	43 gal	162 L
Bridge Clearance w/radar, mast light down/light up	11' 6" / 13' 4"	3.51 / 4.06 m
Draft	40"	1.02 m
Deadrise	21°	21°





# 430 ASC

**CARIBBEAN BAY METALLIC  
FLAGSHIP GRAPHIC A**  
w/Midnight Sapphire and Steel Accents  
*White Cockpit with Caribbean Bay Accent Striping  
and Steel/Midnight Blue Piping*



30



31



**FORMULA**

## 430 ALL SPORT CROSSOVER SPECIFICATIONS

LOA/OB/Trailer	43'0"/45'6"/47'7"	13.1 m/13.9 m/14.5 m
Maximum Beam	12'0"	3.66 m
Approximate Weight	25,720 lbs	11,666 kg
Cabin Headroom	6'6"	1.98 m
Fuel Capacity	500 gal	1,892 L
Water Capacity	56 gal	211 L
Holding Tank Capacity	43 gal	162 L
Bridge Clearance w/radar, mast light down/light up	11'6"/13'4"	3.51/4.06 m
Draft	40"	1.02 m
Deadrise	21°	21°





FORMULABOATS.COM

430 SSC/ASC

430 ASC AFT CABIN

*PEARL BAY FABRIC PACKAGE*  
Open-Grain Ravenwood Cabinetry with Anthracite Corian®  
Coyote Ultraleather™ and Graywash Flooring





**Cabin Décor** selections complement exterior color choices with designer expertise. Three stunning décor themes include our cool Stone Harbor, sophisticated Pearl Bay and warm Coastal Dune, all new for 2020. FormulaFlex™ offers further personalization, allowing the enjoyable experience of designating pillow, drapery and bedspread fabrics from beautifully coordinated collections.



FORMULA CROSSOVER/BR/SS Cabin Décor Selections

**STONE HARBOR DÉCOR**

- Gray Onyx Corian\*
- Arrowroot Corian
- Lava Rock Corian
- Cabinetry Open-Grain Ravenwood\*
- Open-Grain Sunbleached Gray
- Ice Ultraleather\*
- Koala Ultraleather
- Tungsten Oak Flooring\*
- Gray Wash Flooring

**PEARL BAY DÉCOR**

- Arrowroot Corian\*
- Sea Scroll Corian
- Riverbed Corian
- Cabinetry Open-Grain Driftwood\*
- Open-Grain Ravenwood
- Coyote Ultraleather\*
- Shield Ultraleather
- Gray Wash Flooring\*
- Tungsten Oak Flooring

**COASTAL DUNE DÉCOR**

- Witch Hazel Corian\*
- Sea Scroll Corian
- Riverbed Corian
- Cabinetry Open-Grain Walnut\*
- High-Gloss Wenge
- Ermine\* Ultraleather
- New Sand Ultraleather
- Coastal Oak Flooring\*
- Walnut Flooring

\*Formula's Exclusive Designer, John Adams, recommends these choices



## Formula Graphic Selections

Formula graphics are created using a multi-stage process applying premium Axalta™ ChromaPremier® basecoat and Imron® Elite clearcoat, keeping your graphic vivid, bright and beautiful year after year. Only Formula's signature process creates brilliantly deep Metallic graphics, impossible with gelcoat or Imron paint alone. A wide variety of color/graphic combinations includes Standard, Flagship and Fusion designs. And, only at Formula can

you express your personal taste with FormulaFlex™ – select the exterior graphic you like with any combination of more than 30 basecoat colors. FormulaFlex MyWay™ offers virtually endless possibilities, matching any of the 1,867 solid colors in the Pantone Matching System® or any of the thousands of colors from the major worldwide automotive manufacturers. With all these choices, your Formula is sure to be spectacular!

**CBR/BR/SS GRAPHIC DESIGN SELECTIONS**

Standard	Flagship	Fusion
A	A	A
B	B	B
C	C	C

**SSC/ASC GRAPHIC DESIGN SELECTIONS**

Standard	Flagship	Fusion
A	A	A
B	B	B
C	C	C

## GRAPHIC COLOR SELECTIONS

\*Cool or Warm accents \*Deep Red accent

- Black Onyx Metallic - Standard\*/Flagship\*\*
- Electric Blue Metallic - Standard/Flagship
- Garnet Metallic - Standard\*/Flagship\*
- Latté Metallic - Standard/Flagship
- Midnight Sapphire Metallic - Standard\*/Flagship\*\*
- Moonlight Silver Metallic - Flagship
- Steel Metallic - Flagship
- Crystal Blue Metallic - Standard\*/Flagship\*
- Ocean Blue Metallic - Flagship
- Midnight Sapphire Metallic to Ocean Blue Metallic Fusion
- Midnight Blue Metallic to Crystal Blue Metallic Fusion
- Dark Charcoal Metallic to Silver Diamond Metallic Fusion
- Black Onyx Metallic to Silver Diamond Metallic Fusion
- Midnight Red Metallic to Riverside Red Fusion

## Build Your Formula

Formula's unique program, "Build Your Formula," makes the exciting process of choosing your Formula options and graphics much easier. Scan the QR code to "Build Your Formula" at formulaboats.com.



## Formula Gear

Formula Gear and Accessories offer the latest top-quality items featuring the impressive Formula logo. If you like up-to-date colors and styling, visit your Formula dealer or order online at the Formula Gear website, www.formulagear.com.



## Formula Lineup

The Formula powerboat lineup includes Crossover, Bowrider, Sun Sport, PC and Yacht models. The Bowrider/Sun Sport series ranges from 24 to 35 feet, while the popular Crossover lineup ranges from 33 to 43 feet. Formula Performance Cruisers range from 31 to 40 feet, while the Formula 45 Yacht is today's elite choice in premier yachting. Call 1.800.736.7685 to receive a free catalog, or scan the QR code to locate your nearest Formula dealer!



## Formula Website & More

Formula's website and Facebook pages are continually updated with new articles, pictures and news. Check out the latest Formula dealer and owner events, boat care articles, Owners Resources and Formula's company history. You can also order a catalog, visit the feedback/e-mail section with comments or suggestions and sign up for our monthly Formula E-News to keep on track with up-to-date information. Look for Formula online at: formulaboats.com, www.formulagear.com and www.facebook.com/formulaboats. Click on these sites to see the newest and best of Formula!

Follow us on Instagram

Visit us on Facebook

Follow us on Twitter

## Canvas Covers

Formula custom-fitted canvas features color-coordinated, non-fading Sunbrella® acrylic fabric w/SeaMark® vinyl undercoating. Canvas packages include 316L stainless steel framework and weather-resistant YKK® zippers. All Formula hardtop enclosures feature polycarbonate Lexan® front connectors as standard for clear viewing.

