

FORMULA BOATS

2200 WEST MONROE STREET • P.O. Box 1003 • DECATUR, IN 46733
260.724.9111 • 1.800.736.7685



YOUR FORMULA DEALER:



FORMULA

2021



Celebrating
65 Years!



www.FORMULABOATS.com



Follow us on Instagram



Visit us on Facebook



Follow us on Twitter

© Copyright 2021 by Porter, Inc.

Formula, Thunderbird and the Thunderbird logo are registered trademarks of Porter, Inc.
Formula reserves the right to make product changes and improvements throughout the model year.

Choose **FORMULA** – Everything You Need for Your *TIME OUT* on the Water!

Choosing excellence is easy when everything you need is in one stunning package. Whether it's a versatile Formula Crossover, Bowrider or Sun Sport, now you can break free from conventions and enjoy all that boating was meant to be! The Formula fleet combines all the features you like best in a clever, versatile design that's as practical as it is beautiful – double and triple helm seating, wraparound lounges, entertainment wetbar, convertible aft facing sun lounge and a larger swim platform. Contrasting textures, integrated blue LED lighting and recessed alcoves add interest while stainless railings and drink holders set in eye-catching Corian® all confirm Formula's position at the forefront of marine design.

New for 2021 is the 380 Super Sport Crossover with outboards – the newest addition to the Crossover fleet combines confident Super Sport performance with Formula's versatile open bow and cabin crossover elements, perfect for bluewater journeys or inland adventures. Also new for 2021 is the optional hardtop for the 310 Bowrider and Sun Sport model! Taking a break from the sun has never looked so good. The hardtop features a retractable sunroof and speakers, and integrates more blue LED lighting, allowing you to keep the fun going, rain or shine!

The possibilities are endless with Formula. Select your preferred options or design your ultimate, personalized dream boat with FormulaFlex™ to tailor graphics, upholstery and electronics to your liking. When you order your Formula you have the opportunity to work with our sales team and project engineer directly or visit our headquarters for a truly immersive experience as you make your vision a reality. Enjoy receiving photos as your personalized dream boat advances through production, plus a complete set of photos at delivery. Want a more involved view? Arrange for a tour and personally observe your boat's progress – we would love to host you.

A newly redesigned graphic B for the CBR, BR and SS lines and graphic A for the SSC/ASCs, along with new graphic colors – Regatta Blue Metallic for hullsides, Deep Regatta Blue Metallic for accents, and a new Fusion Regatta Blue to Silver Diamond Metallic – add fresh options for personalizing your Formula. With FormulaFlex, accent colors are interchangeable, rewarding those with creative imagination and a perceptive eye. MyWay™ upgrades

put you further in the designer's seat with the full range of Pantone® and automotive colors at your fingertips. Want your Formula to match your vehicle? Or your alma mater? Or the color of her eyes? You can with FormulaFlex MyWay.

2021 cockpits offer fresh new updates, bringing the best on-water experience to you and your crew. New accent vinyl colors of Diamond White and Regatta Blue expand your choices, plus FormulaFlex gives the ability to choose upholstery colors in every model to further communicate your individuality. For even more fun in the water, a convenient under mount swim seat is available when you choose the water sport swim platform. And now, Rockford Fosgate stereo systems in the 310, 330 and 350 bring multi-zone/multi-source functions and a full-color remote as enjoyed on larger Formulas. Also, wireless dash chargers are now standard from the 310 on up, and JL Audio M6 speakers are available on the 350 and larger Formulas and standard on the 430 models for high performance clarity.

Find your luxury retreat in the 2021 Formula cabin – a place to experience true quality white echoing your own inspired style through personal selections of cabinetry, Corian surfacing, flooring, and fabric options. Three cabin themes of Coastal Dune, Pearl Bay and Stone Harbor are all timeless and give you room for your designer eye to break the mold. Ultraleather choices, open-grain and high-gloss cabinetry finishes plus many flooring options offer a broad scope in décor possibilities. FormulaFlex allows the enjoyable experience of designating pillow, drapery and bedspread fabrics from beautifully coordinated collections. You'll celebrate in all the extra detailing of your chosen model.

Formula knows how important your time out on the water is. With a Formula, each experience is now a memory in the making with family and friends. Whether you have a few hours or a weekend, there's a Formula model for you. Choose a sporty BR or SS model or discover the best of dayboating and overnighting in the extraordinary Crossover line with roomy bowrider fun plus a day-into-night cabin with full standup headroom.

Take the helm of your dream Formula now – it's easier than you ever imagined to personalize your Formula for your best time out on the water!

*It's Everything You Need –
Choose a 2021
FORMULA!*



• Fiberglass Outboard Boats
• Sterndrive Bowrider
• Sterndrive Cuddy and Express Boats



www.FORMULABOATS.com

FORMULA PRESENTS THE 2021 line of best designed, best built pleasure boats on the water today. Celebrating 65 years of ongoing advancement in marine manufacturing, Formula's tradition of excellence continues to surpass expectations with the ultimate goal of providing consistently gratifying experiences on the water with family and friends.



SINCE 1976, Formula has been 100% owned and managed by **THE PORTER FAMILY**, focused on continual product improvement throughout the line, from the smallest Bowrider to the superlative 45 Yacht. A dedicated team of employees do their best every day, combining premium materials with detailed fit and finish to achieve the extraordinary standard of quality required in a Formula.



As **LIFELONG BOATERS**, the Porters realize the importance of responsive, customer-oriented service for owners, addressing issues through area dealerships, authorized service centers and the technical assistance team located at the manufacturing facility.

THE **FORMULA** DIFFERENCE

THE PORTERS invite you to join the ever-growing family of boaters who experience a reassuring difference with Formula. That difference is the result of fine-tuned design, authentic craftsmanship and a company-wide insistence on excellence. It means you'll enjoy more priceless moments with family and friends each time you boat. The Porter family wouldn't settle for less, and neither should you.

FORMULA QUALITY

- 575,000 square foot manufacturing facility built specifically for powerboat production
- Based in Decatur, Indiana, the Porters' home town
- Consistent procedures carried out with solid work-ethic dedication
- Utilizing the latest technology to its greatest advantage
- Corporate, sales and production all under one roof for ongoing collaboration in creating each boat



JOHN ADAMS, EXCLUSIVE DESIGNER

- Responsible for each Formula's sleek lines and outstanding performance
- Achieved through his eminent blend of form and function
- Each unique design first becomes a 3-D image, then a full scale reproduction and finally the master mold

FORMULAFLEX™ OFFERS INDIVIDUAL PERSONALIZATION

- Graphic color choices are interchangeable to communicate your personal style
- Choose upholstery base, accent and piping colors to your individual preference
- Wide choice of cabin fabrics, Corian surfaces and cabinetry make it uniquely yours
- Positioning of electronics can be further personalized
- FormulaFlex MyWay™ upgrades offer virtually unlimited graphic color selection, plus more cockpit, cabin and electronic choices



The Formula Difference

BEST FROM START TO FINISH

Formula is Famous for PERFORMANCE EXCELLENCE

- Unique performance heritage with 65 years of offshore boating experience
- Proven deep-V Formula hull configuration
- Exciting pace with responsive handling
- Solid, enjoyably smooth ride
- Super Sport/FAS³TECH[®] multi-plane hull technology for fast paced, solid performance, increased range and soft re-entry
- Formula achieves high performance with confident control and solid, exhilarating ride

LAMINATION PROCEDURES Assure Durable Beauty

Superior STRUCTURAL REINFORCEMENT Assures Legendary Performace

- Resin-encapsulated, suspended cross-framed stringer and bulkhead system securely bonded to CBR/BR/SS hulls with biaxial laminates for optimal force distribution
- Unique, custom-engineered Super Sport/FAS³TECH matrix – a unitized fiberglass grid with premium AME[®] 5001 resin bonded to the hull with Plexus[®] adhesive
- Stringers and matrix foam-filled for vibration dampening and solid ride
- Additional structural reinforcement – custom fiberglass shapes, or pultrusions, in hull bottom and along gunwales
- Deck and hull inseparable – chemical Plexus bond plus stainless steel bolts through heavy backing plates

Vibrant, LONG LASTING FINISH Far Surpasses All Others

- Premium Ineos Maxguard[™] LE gelcoat – the base on all Formulas
- Unique Axalta[™] ChromaPremier[®] basecoat/Imron[®] Elite clearcoat graphic process never chalks, fades or needs to be buffed back like the colored gelcoat others commonly use
- Multi-stage process creates brilliant *metallic* designs – impossible with gelcoat or Imron paint alone
- Stunning graphics with no accent tape striping applied



- Wide selection of color and design options – unlimited personalized color expression with FormulaFlex MyWay[™] upgrade



- Computer programmed cutting produces custom-ply, bi-axial and tri-axial fiberglass and Coremat[®] shapes
- Hand-laid composites and resin carefully layered with optimal cure time in thoroughly maintained molds
- High shear strength Corecell[™] in hullsides 29 feet and up
- Premium AME[®] 5001 resin: first two CBR/BR/SS hull layers, all SSC/ASC hull layers – no barrier coat needed as with lower grade resins
- Every square inch at its strongest – no problem areas to patch with Kevlar strips

FORMULA COCKPITS Lead in Versatility and Crowd Pleasing Comfort

- Multi-purpose design innovations bring more fun on the water
- The ever-important flush cockpit for safety and ease
- Cockpit seating cleverly transforms for all-out performance runs or relaxing conversations in the round
- Aft facing lounge easily converts to expansive sunpad – great for in-water activity at anchor
- Beautifully integrated SS steps and deck walkway for ease and safety
- Formula signature double-wide adjustable helm seat lets you share boating experiences together – triple-wide in SSC/ASC



Only the BEST COMPONENTS Make it Into a Formula

- Formula tests extensively for quality and endurance
- If a proposed item fails, it won't be in your Formula
- All railing is low-carbon 316L stainless steel – highest marine-grade available
- 316 stainless custom cleats installed with stainless lock nuts and backing plates
- Virtually all hardware is 316 stainless, far superior to merely electropolished, lower-grade stainless
- Hardware thru-bolted with chrome-plated stainless fasteners
- Inserting flexible O-rings ensures a watertight seal




Formula ELECTRICAL SYSTEMS Keep You On the Water

- Connections individually hand-crimped and heat-sealed with double-wall shrink tubing using corrosion-resistant tinned wire
- Never using less reliable, pre-insulated connector common in the industry
- For longer runs, color-coded wiring neatly routed through flexible, protective conduit



- Easily reset E-T-A[®] circuit breakers shield systems from excess current damage
- Heavy-duty marine-grade batteries installed for added reliability
- All boats equipped with dedicated starting batteries



Precision, double-needle stitching




AUDIO VISUAL EQUIPMENT Offers the Latest in Technology

- Premium stereo systems throughout with dash and transom remotes standard
- Lighted cockpit speakers and subwoofers standard on 310 and larger
- Bluetooth and multiple USB charging ports standard on all models
- Standard MP3 and USB ports
- Dashes feature wireless charging stations from the 310 on up, two stations on all SSC/ASC
- Subscription-ready SiriusXM[™] Satellite Radio
- Larger LCD HDTVs throughout with Smart TV features
- All cockpit TVs 38 feet and up, plus all cabin TVs, feature WiFi-enabled Blu-ray Disc players



SUPERIOR SEATING With the Highest Quality Construction

- Waterproof marine materials – no wood throughout cockpit
- Rotocast, Starboard[®] and StarLite[®] XL seat cores guarantee longevity
- Preshaped, contoured anti-microbial foam components
- Remarkable DriFast[®] foam does not retain water
- Computer-patterned and CNC cut shapes assembled into highly detailed forms by skilled sewers
- Rugged, outdoor-grade vinyl upholstery – higher density, tear-resistant with special backing
 - 36-ounce White, Moondust and Morning Sand base vinyls treated with PreFixx to resist staining
 - Accent vinyls color-permeated throughout
- High-grade Tenara[®] thread does not deteriorate from UV, cleaning agents or saltwater



DriFast[®] foam



Boating Satisfaction

MAKES ALL THE DIFFERENCE

FORMULA'S HELM STATION

Assures Confident Command

- Double and triple-wide seating with options to sit, stand or rest on the upright seat
- Sturdy composite dash features digital shifters/throttles and intuitive waterproof rocker switches within easy reach
- Illuminated gauges, digital instrumentation and navigational electronics logically arrayed on sleek, liquid black dash panels
- Raymarine Axiom XL chartplotters available on all SSC/ASC models
- Positioning of electronics can be further customized with FormulaFlex™
- Impressive leather-wrapped, polished stainless steering wheel



EVERYTHING YOU NEED For a Day of Fun

- The integrated wetbar, a Formula hallmark, features genuine Corian® counter, large sink, trash container and cooler or refrigerator for easy entertaining – available on 270 and 290, standard on 310 and larger
- Highest number of polished stainless steel drink holders within easy reach
- Head door solidly secure with only one latch
- Smoothly finished fiberglass storage compartments stay open with gas spring or special hinge design
- Generous storage for all your gear, dedicated storage for tables, filler cushions and fenders




Genuine CORIAN COUNTERTOPS Not an Imitator

- Advanced blend of natural materials and pure acrylic polymer
- Uniquely hand-crafted by Formula
- Remarkably durable, seamless surface
- Nonporous and easy to clean – stains do not penetrate



FLAWLESS CABINETRY – A Formula Standout Feature

- Solid, precision construction at its core
- CAD/CAM routers cut, drill and shape materials for exacting assembly and fit
- Cabinetry constructed with thru-bolted aluminum extrusions and stainless steel L-brackets
- Cabinetry units are securely bolted to the hull
- Cabinet doors remain closed under way with perfect joinery and top quality locking latches
- Drawers are all premium dovetailed hardwood maple construction



THE FORMULA CABIN – A Sumptuous Retreat

- Luxurious Ultraleather™ lounges, beautifully finished cabinetry, upscale Corian® surfaces and solid wood tables for a pleasing residential environment
- Décor selections feature fabrics that enhance each theme – even further personalization with FormulaFlex
- 350 and up offer choice of custom quilted bedspread with pillow shams, linens and embroidered towel sets
- Woodgrain-finish flooring and wood entry steps complement your selected cabin décor
- Wall and ceiling panels fit precisely – no tell-tale bead welt or screw cap covers to mask shortcut assembly

Luxurious ULTRALEATHER LOUNGES

- Perfect setting for relaxation and entertainment



Formula ENGINE ROOMS Offer Reassuring Safeguards

- Electric engine access, meticulous hose routing, and wiring secured in flexible conduit
- Standard fume detector and automatic fire extinguishing system
- All sterndrive engines thru-bolted using heavy-duty cast aluminum mounts and backing plates – far superior to lag screwing directly to stringers as in many other boats
- Available sterndrive external freshwater flush or automatic outboard flushing system
- Sterndrive and outboard engines securely mounted through sturdy composite transom



Each Formula Must Pass EXTENSIVE TESTING

- All boat instruments and systems fully engaged and evaluated in a test tank
- Engines are powered up and run through diagnostics while in gear
- Continuous water spray confirms seals around deck hatches, hardware and along windshield
- New hull designs, engine packages, materials and equipment



evaluated through testing on open water

- Formula's quality program assigns a team of inspectors to examine each finished boat as if they were the buyer – reinforces the importance of consistent, premium quality throughout the entire facility
- New owners enjoy The Formula Difference from day one

Formula's TECHNICAL ASSISTANCE GROUP Offers Vital Support

- Quick, accurate advice to dealers helps resolve service issues
- Timely updates to dealers on product changes and service programs

FORMULA SERVICE Keeps Owners on the Water Through a Qualified Network

- Formula dealers offer expert full service along with new and pre-owned sales
- 130+ service-only dealers ("Authorized Service Centers") provide multiple quality alternatives for most areas
- Find all locations on the Formula website

The Formula Team Goal is OWNER SATISFACTION AND SAFETY

- Formula is National Marine Manufacturers Association Certified, using American Boat and Yacht Council standards



Formula Consistently Earns the Coveted MARINE INDUSTRY CSI AWARD

- Evaluation program impartially administered by the marine industry, not from company questionnaires
- Earned awards in Fiberglass Outboard Boats, Sterndrive Bowrider Boats and Sterndrive Cuddy & Express Boats
- Important customer satisfaction achievement – check other boat companies for their industry ratings



FORMULA GUARD Coverage on Every New Model

- Protects each Formula owner's investment
- 10-year structural warranty
- 5-year limited protection plans on all components, accessories, engines and outdrives
- Free Monthly Reliability Inspections for first year of ownership
- 24/7/365 factory hotline for emergency assistance
- 5-year VesselVanguard® Yacht Management System subscription and SeaTow Gold Card membership
- 5-year warranty includes labor and replacement materials plus allowances for travel, haul out and towing
- All warranties, subscriptions and memberships fully transferable to subsequent owners
- High value remains strong to trade up



THE FORMULA DIFFERENCE

It's in the sleek design, the solid dependability, the smooth, fast ride, and most important of all, the boating satisfaction with family and friends that you experience over and over again.

AND THAT MAKES ALL THE DIFFERENCE IN THE WORLD!



MIDNIGHT SAPPHIRE METALLIC
Flagship Graphic B
 w/Moonlight Silver and Graphite Accents
 White Cockpit with Blue Accent Striping
 and Midnight Blue Piping



6




REGATTA BLUE METALLIC FLAGSHIP GRAPHIC A
 w/Deep Regatta Blue and Silver Diamond Accents
 Moondust Cockpit with Shock Carbon Accent Striping
 and Shock Carbon/Electric Blue Piping



7



FORMULABOATS.COM



240 Bowrider Specifications

LOA	24'0"	7.32 m
LOA w/Extended Swim Platform	25'4"	7.72 m
Maximum Beam	8'6"	2.59 m
Approximate Weight	5,150 lbs	2,336 kg
Fuel Capacity	55 gal	28 L
Water Capacity (opt.)	10 gal	38 L
Holding Tank (opt.)	10 gal	38 L
Bridge Clearance	4'8"	1.42 m
Bridge Clearance w/Sport Arch	7'8"	2.33 m
Bridge Clearance w/Samson Sports Razor Wakeboard Tower	8'3"	2.51 m
Draft	36"	.91 m
Deadrise	20°	20°



FORMULABOATS.COM



270 Bowrider Specifications

LOA	27'0"	8.23 m
LOA w/Extended Swim Platform	28'5"	8.66 m
Maximum Beam	8'6"	2.59 m
Approximate Weight	6,525 lbs	2,960 kg
Fuel Capacity	101 gal	382 L
Water Capacity (opt.)	14 gal	53 L
Holding Tank Capacity (opt.)	13 gal	49 L
Bridge Clearance	5'0"	1.52 m
Bridge Clearance w/Sport Arch	7'9"	2.36 m
Bridge Clearance w/Samson Sports Razor Wakeboard Tower	8'7"	2.62 m
Bridge Clearance w/Sport Top	7'5"	2.26 m
Draft	40"	1.02 m
Deadrise	22°	22°





BLACK ONYX METALLIC
Flagship Graphic C
w/Silver Diamond and Garnet Accents

*Moon dust Cockpit with Dyansty Black Accent Striping
and Garnet Piping*



8

9



FORMULABOATS.COM



290 Bowrider Specifications

LOA	29'0"	8.84 m
LOA w/Extended Swim Platform	31'9"	9.68 m
Maximum Beam	9'0"	2.74 m
Approximate Weight	8,950 lbs	4,060 kg
Fuel Capacity	112 gal	424 L
Water Capacity	19 gal	75 L
Holding Tank Capacity	22.5 gal	85 L
Bridge Clearance	5'10"	1.77 m
Bridge Clearance w/Arch	8'2"	2.49 m
Bridge Clearance w/Sport Top	7'11"	2.41 m
Draft	40"	1.02 m
Deadrise	22°	22°





CRYSTAL BLUE METALLIC
Flagship Graphic B
w/Deep Regatta Blue and Silver Diamond FormulaFlex Accents
White Cockpit with Crystal Blue Accent Striping
and Regatta Blue Piping



MIDNIGHT SAPPHIRE METALLIC
FLAGSHIP GRAPHIC C
w/Linen Gold and Cappuccino Accents
Morning Sand Cockpit with Latte Accent Striping



310 SUN SPORT
COASTAL DUNE FABRIC PACKAGE
Open-Grain Walnut Cabinetry with Sea Scroll
Corian® and Ermine Ultraleather™



10

11



FORMULABOATS.COM



310 Bowrider/Sun Sport Specifications

LOA	31'0"	9.45 m
LOA w/Extended Swim Platform	32'8"	9.96 m
LOA OB/Trailered	34'9" / 36'10"	10.59/11.23 m
Maximum Beam	9'6"	2.90 m
BR - Approximate Weight w/Hardtop	10,250/10,825 lbs	4,649/4,910 kg
SS - Approximate Weight w/Hardtop	10,125/10,700 lbs	4,593/4,854 kg
SS - Cabin Headroom	5'4"	1.63 m
Fuel Capacity	138 gal	451 L
Water Capacity	29 gal	110 L
Holding Tank Capacity	36 gal	136 L
Bridge Clearance	6'0"	1.83 m
Bridge Clearance w/Arch/Hardtop	8'8"	2.64 m
Bridge Clearance w/Sport Top	8'5"	2.56 m
Draft	37"	.94 m
Deadrise	22°	22°





BLACK ONYX METALLIC
Flagship Graphic A
w/Garnet Metallic and Moonlight Silver Accents
White Cockpit with Liquid Silver Accent Striping
and Black/Deep Red Piping



12

13



FORMULABOATS.COM



330 Crossover Bowrider Specifications

LOA	33'0"	10.06 m
LOA w/Extended Swim Platform	34'4"	10.46 m
LOA OB/Trailered	36'6"/38'7"	11.13/11.76 m
Maximum Beam	10'3"	3.12 m
Approximate Weight* (SD/OB)	12,500/12,900 lbs	5,670/5,851 kg
Cabin Headroom	6'0"	1.83 m
Fuel Capacity	151 gal	571 L
Water Capacity	25 gal	94 L
Holding Tank Capacity	26 gal	98 L
Bridge Clearance	6'6"	1.98 m
Bridge Clearance w/Arch	9'1"	2.92 m
Bridge Clearance w/Hardtop	9'4"	2.84 m
Draft	35"	.89 m
Deadrise	21°	21°

STONE HARBOR FABRIC PACKAGE
Open-Grain Sunbleached Cabinetry with Cosmos Prima Corian®
Ice Ultraleather™ and Tungsten Oak Flooring



STEEL METALLIC
Flagship Graphic C
w/Silver Diamond and Garnet Accents

White Cockpit with Liquid Silver Accent Striping
and Steel/Garnet Piping



MIDNIGHT BLUE METALLIC TO CRYSTAL BLUE
METALLIC FUSION GRAPHIC B
w/Steel and Crystal Blue Accents



350 SS - COASTAL DUNE FABRIC PACKAGE
High-Gloss Wenge Cabinetry with Witch Hazel
Corian® and New Sand Ultraleather™



14

15



FORMULABOATS.COM



FORMULA



350 CBR/SS Specifications

LOA	35'0"	10.67 m
LOA w/Ext. Swim Platform	37'11"	11.56 m
LOA OB/Trailer	38'9"/40'10"	11.81/12.45 m
Maximum Beam	10'9"	3.28 m
SS - Approx. Weight (SD/OB)	13,475/13,975 lbs	6,112/6,339 kg
CBR - Approx. Weight (SD/OB)	13,550/14,050 lbs	6,146/6,373 kg
Cabin Headroom	6'2"	1.88 m
Fuel Capacity (SD/OB)	162/252 gal	613/954 L
Water Capacity	29 gal	110 L
Holding Tank Capacity	37 gal	140 L
Bridge Clearance	6'10"	2.08 m
Bridge Clearance w/Arch	9'5"	2.87 m
Bridge Clearance w/Hardtop	9'8"	2.95 m
Draft	39"	.99 m
Deadrise	21°	21°



FORMULA
350 CBR

PEARL BAY FABRIC PACKAGE
Open-Grain Driftwood Cabinetry with Cocoa Prima Corian®
Shield Ultraleather™ and Gray Wash Flooring



16



17





MIDNIGHT SAPPHIRE TO OCEAN BLUE METALLIC
Fusion Graphic B
w/Steel and Ocean Blue Accents

Moondust Cockpit with Midnight Sapphire Accent Striping
and Ocean Blue/Steel Piping



18

19



FORMULABOATS.COM



FORMULA



380 Super Sport Crossover Specifications

LOA	38'0"	11.58 m
LOA w/Extended Swim Platform	40'7"	12.37 m
Maximum Beam	11'6"	3.50 m
Approximate Weight	21,200 lbs	9,616 kg
Cabin Headroom	6'5"	1.96 m
Fuel Capacity	250 gal	946 L
Water Capacity	43 gal	162 L
Holding Tank Capacity	37 gal	140 L
Bridge Clearance w/Mast		
Light Down/Radar/Light Up	9'4"/10'4"/11'8"	2.84/3.15/3.56 m
Draft	41"	1.04 m
Deadrise	21°	21°





REGATTA BLUE to SILVER DIAMOND METALLIC
Fusion Graphic A
w/Deep Regatta Blue and Garnet Accents
Moondust Cockpit with Regatta Blue Accent Striping
and Garnet/Hexagon Piping



20



21



FORMULABOATS.COM



FORMULA



380 Super Sport Crossover OB Specifications

LOA	38'0"	11.58 m
LOA OB/Trailered	40'10" / 43'2"	12.37 m/13.11 m
Maximum Beam	11'6"	3.50 m
Approximate Weight	20,500 lbs	9,299 kg
Cabin Headroom	6'5"	1.96 m
Fuel Capacity	300 gal	1,135 L
Water Capacity	43 gal	162 L
Holding Tank Capacity	37 gal	140 L
Bridge Clearance w/Mast Light Down/Radar/Light Up	9'4" / 10'4" / 11'8"	2.84/3.15/3.56 m
Draft	41"	1.04 m
Deadrise	21°	21°



STONE HARBOR FABRIC PACKAGE
Open-Grain Ravenwood Cabinetry with Gray Onyx Corian®
Ice Ultraleather™ and Tungsten Oak Flooring



22



23





BLACK ONYX METALLIC
Flagship Graphic A
w/Electric Blue and Silver Diamond Accents

*Moondust Cockpit with Liquid Silver Accent Striping
and Electric Blue/Dynasty Black Piping*



24

25



FORMULABOATS.COM



FORMULA



400 Super Sport Crossover Specifications

LOA	40' 0"	12.19 m
LOA OB/Trailered	42' 6"/44' 7"	13/13.6 m
Maximum Beam	12' 0"	3.66 m
Approximate Weight	23,740 lbs	10,770 kgs
Cabin Headroom	6' 5"	1.96 m
Fuel Capacity	400 gal	1,514 L
Water Capacity	56 gal	212 L
Holding Tank Capacity	43 gal	162 L
Bridge Clearance w/Mast		
Light Down/Radar/Light Up	10' 7"/11' 5"/13' 3"	3.22/3.48/4.04 m
Draft	40"	1.02 m
Deadrise	21°	21°



STONE HARBOR FABRIC PACKAGE
Open-Grain Sunbleached Cabinetry with Arrowroot Reverse Corian®
Koala Ultraleather™ and Tungsten Oak Flooring



26



27





DARK CHARCOAL TO SILVER DIAMOND METALLIC
Fusion Graphic C
 w/Black Onyx and FormulaFlex Deep Red Accents
Moondust Cockpit with Liquid Silver Accent Striping
 and Deep Red/Charcoal Piping



28

29



FORMULABOATS.COM



430 Super Sport Crossover Specifications

LOA OB/Trailered	43' 0" / 45' 6" / 47' 7"	13.1 m/13.9 m/14.5 m
Maximum Beam	12' 0"	3.66 m
Approximate Weight	26,660 lbs	12,090 kgs
Cabin Headroom	6' 6"	1.98 m
Fuel Capacity	500 gal	1,892 L
Water Capacity	56 gal	212 L
Holding Tank Capacity	43 gal	162 L
Bridge Clearance w/Radar,		
Mast Light Down	11' 9"	3.58 m
Mast Light Up	13' 6"	4.11 m
Draft	41"	1.04 m
Deadrise	21°	21°



FORMULA 430 ASC

CARIBBEAN BAY METALLIC
Flagship Graphic A
w/Midnight Sapphire and Steel Accents

White Cockpit with Caribbean Bay Accent Striping
and Steel/Midnight Blue Piping



30



31



FORMULABOATS.COM



FORMULA



430 All Sport Crossover Specifications

LOA	43' 0"	13.11
LOA OB/Trailered	45' 6" / 47' 7"	13.9 m/14.63 m
Maximum Beam	12' 0"	3.66 m
Approximate Weight	27,540 lbs	12,490 kgs
Cabin Headroom	6' 6"	1.98 m
Fuel Capacity	500 gal	1,892 L
Water Capacity	56 gal	212 L
Holding Tank Capacity	43 gal	162 L
Bridge Clearance w/Radar,		
Mast Light Down	11' 9"	3.58 m
Mast Light Up	13' 6"	4.11 m
Draft	43"	1.09 m
Deadrise	21°	21°



PEARL BAY FABRIC PACKAGE
Open-Grain Ravenwood Cabinetry with Witch Hazel Corian®
Coyote Ultraleather™ and Graywash Flooring

FORMULA
430 SSC/ASC



Cabin Décor Selections

Formula's décor selections complement exterior color choices with designer expertise. Three stunning décor themes include our cool Stone Harbor, sophisticated Pearl Bay and warm Coastal Dune. FORMULAFLEX™ offers further personalization, allowing the enjoyable experience of designating pillow, drapery and bed-spread fabrics from beautifully coordinated collections.

*Formula's Exclusive Designer, John Adams, recommends these choices

Gray Onyx Corian*

Arrowroot Corian

Cosmos Prima Corian

Cabinetry
Open-Grain
Ravenwood*

Open-Grain
Sunbleached
Gray

Ice
Ultraleather*

Koala
Ultraleather

STONE HARBOR DÉCOR

Tungsten Oak
Flooring*

Gray Wash
Flooring

Arrowroot Corian*

Sea Scroll Corian

Cocoa Prima Corian

Cabinetry
Open-Grain
Driftwood*

Open-Grain
Ravenwood

Coyote
Ultraleather*

Shield
Ultraleather

PEARL BAY DÉCOR

Gray Wash
Flooring*

Tungsten Oak
Flooring

Witch Hazel Corian*

Sea Scroll Corian

Cocoa Prima Corian

Cabinetry
Open-Grain
Walnut*

High-Gloss
Wenge

Ermine*
Ultraleather

New Sand
Ultraleather

COASTAL DUNE DÉCOR

Coastal Oak
Flooring*

Walnut
Flooring

Formula Graphic Selections

Formula graphics are created using a multi-stage process applying premium Axalta™ ChromaPremier® basecoat and Imron® Elite clearcoat, keeping your graphic vivid, bright and beautiful year after year. Only Formula's signature process creates brilliantly deep Metallic graphics, impossible with gelcoat or Imron paint alone. A wide variety of color/graphic combinations includes Standard, Flagship and Fusion designs. And, only at Formula can you express your personal taste with FormulaFlex™– select the exterior graphic you like with any combination of more than 30 basecoat colors. FormulaFlex MyWay™ offers virtually endless possibilities, matching any of the 2,534 solid colors in the Pantone Matching System® or any of the thousands of colors from the major worldwide automotive manufacturers. With all these choices, your Formula is sure to be spectacular!

Graphic Design Selections

CBR/BR/SS

Standard - A

Flagship - A

Fusion - A

Standard - B

Flagship - B

Fusion - B

Standard - C

Flagship - C

Fusion - C

SSC/ASC

Standard - A

Flagship - A

Fusion - A

Standard - B

Flagship - B

Fusion - B

Standard - C

Flagship - C

Fusion - C

Build Your Formula

Formula's unique program, "Build Your Formula," makes the exciting process of choosing your Formula options and graphics much easier. Scan the QR code to "Build Your Formula" at formulaboats.com.



Formula Gear

Formula Gear and Accessories offer the latest top-quality items featuring the impressive Formula logo. If you like up-to-date colors and styling, visit your Formula dealer or order online at the Formula Gear website, www.formulagear.com.



Graphic Color Selections

*Cool or Warm accent #Garnet accent

Regatta Blue Metallic - Standard*/Flagship**

Black Onyx Metallic - Standard*/Flagship**

Electric Blue Metallic - Standard/Flagship

Garnet Metallic - Standard*/Flagship*

Latté Metallic - Standard/Flagship

Midnight Sapphire Metallic - Standard*/Flagship*

Moonlight Silver Metallic - Flagship

Steel Metallic - Flagship

Caribbean Bay Metallic - Flagship

Crystal Blue Metallic - Standard*/Flagship*

Ocean Blue Metallic - Flagship

Midnight Sapphire Metallic to Ocean Blue Metallic Fusion

Midnight Blue Metallic to Crystal Blue Metallic Fusion

Dark Charcoal Metallic to Silver Diamond Metallic Fusion

Formula Website & Social Media

Formula's website and social media pages are continually updated with new articles, pictures and news. Check out the latest Formula blog site, video page, dealer and owner events, boat care articles, Owners Resources and Formula's 35 company history. Order a catalog, visit the feedback/e-mail section with comments or suggestions and sign up for our monthly Formula E-News to keep on track with up-to-date information. Look for Formula online at: formulaboats.com, www.formulagear.com and www.facebook.com/formulaboats. Click on these sites to see the newest and best of Formula!

Follow us on Instagram Visit us on Facebook Follow us on Twitter



Formula Lineup

The Formula powerboat lineup includes Crossover, BR, Sun Sport, PC and Yacht models. The Bowrider/Sun Sport series ranges from 24 to 35 feet, while the popular Crossover lineup ranges from 33 to 43 feet. Formula Performance Cruisers range from 31 to 40 feet, while the Formula 45 Yacht is today's elite choice in premier yachting. Call 1.800.736.7685 to receive a free catalog, or scan the QR code or visit formlaboats.com to locate your nearest Formula dealer!



Canvas Covers



Formula custom-fitted canvas features color coordinated, non-fading Sunbrella® acrylic fabric w/SeaMark® vinyl undercoating. Canvas packages include 316L stainless steel framework and weather-resistant YKK® zippers. All Formula hardtop enclosures feature polycarbonate Lexan® front connectors as standard for clear viewing.

