

Thunderbird Products
 2200 West Monroe Street
 P.O. Box 1003
 Decatur IN 46733-5003
 219-724-9111
 1-800-736-7685
www.formulaboats.com

Your Formula Dealer:

FORMULA



Formula Sun Sports and Super Sports

are the number ONE choice
 in dayboating for 2002,
 and fast, smooth performance
 is their number ONE feature.



If you enjoy taking friends along when you boat, or if your family often spends a day on the water together, you'll really appreciate the roomy versatility of a Formula Sun Sport. The galley is in the cockpit, handy for open-air meals, snacks and refreshments. The inviting U-shaped lounge, uniquely designed to add a table arrangement, is a natural for fun-loving groups. Or, stretch out and relax on the large sun pad created by adding custom filler cushions.

If bowriders are your style, the 260 and 280 Bowriders are tops. If you prefer a cabin, there's the Sun Sports' luxurious UltraLeather HP™ lounge to enjoy. Plus, beginning with the 280 SS, there's the convenience of a private head with stainless sink.

New Sun Sport hull-side graphics for 2002 offer a personal selection from three styles and four different colors. Matching color accents in the cockpit are incorporated in all seating areas.



"You'll really appreciate the roomy versatility"

If larger boats are more your style, yet you want leading-edge performance and the amenities of a feature-filled, walk-in cabin, the 400 or 370 Super Sport is the perfect solution. You'll throttle up to 50-plus miles per hour offshore knowing that Formula's precision-engineered multiplane hull is reinforced with a space-age fiberglass matrix that ensures solid integrity.

Cabin décor is beautifully coordinated in rich fabrics, gleaming, contemporary laminates and an expansive UltraLeather lounge. The queen-size bed aft offers remarkable sit-up headroom. The generous galley area features solid, handcrafted Corian® and the head compartment is surprisingly roomy. Sleek Super Sport design lines along with the forward-raked radar arch present aerodynamic styling in Formula's finest tradition.



With every creative feature centered in quality, Formula Sun Sports and Super Sports elevate dayboating enjoyment to new heights.

Super Sport
Sun Sport
 2002





The **FORMULA** Difference

Thunderbird's long-standing tradition of excellence continues to be the hallmark of each Formula powerboat. Victor B. Porter had been building boats for almost 20 years when he and other family members acquired the company in 1976. Over the past twenty-five years, the Porter family has insisted on producing the highest quality product possible complemented fully by responsive, customer-oriented service.

Strongly committed owner/managers, the second generation of Porters now leads the company. President Scott Porter, along with three brothers and a sister in top executive positions, work together for continuous improvement in the design and execution of Formula powerboats.

Vic Porter serves as Chairman. The Porters share many happy memories of carefree boating as a family. They understand that well-thought-out, top-quality features make all the difference in boating enjoyment. Each owner's personal satisfaction with their prestigious Formula powerboat continues to be the Porter philosophy.

Thunderbird's manufacturing plant maintains the highest standards for you.

- This state-of-the-art facility was designed specifically to manufacture Formula powerboats.
- To meet customer demand, a 130,000 square foot addition is now in operation.
- Advanced technology ensures a consistent level of superior quality.
- Plant conditions make it easy for employees to do the job right every time.

Dynamic employee programs result in progressively higher levels of Formula owner satisfaction.

- Volunteer Employee Involvement and Self-Directed Work Teams generate continuous product improvement.
- Employees concentrate on improving efficiency and overall quality as a team.
- Formula owners appreciate this built-in reliability every time they boat.

Formula Reliability Centers deliver superior service to Formula owners.

- Formula dealers are well informed in product knowledge and provide expert technical and mechanical service.
- Ready availability of parts keeps Formula boaters on the water.
- Dealers receive timely product updates from Thunderbird and are assigned a Technical Assistance representative to answer questions.
- Formula works with your dealership to make sure you receive expert service quickly.



Formula Guard, our Five-Year Limited Warranty, guarantees long term satisfaction.

- Your boating investment is solidly protected by a five-year warranty covering structure, engine/out-drive, accessories and components, including labor and materials.
- Your Formula will retain its high value for years to come.
- The Formula Warranty is transferable during the five-year period.
- For full information, visit our Web site at www.formulaboats.com.

Certification by the National Marine Manufacturers Association improves your safety on the water.

- As a charter member of the NMMA, Thunderbird continues to commit to product integrity.
- Your safety as a Formula owner is paramount to Thunderbird.
- Official NMMA certification is displayed in each Formula.
- All Formulas meet or exceed Association safety-based certification.
- Other manufacturers may indicate membership, yet not qualify all their boats for certification.



Formula designer John Adams creates artistry that works.

- For the past thirty years Adams has been designing Formulas with sleek, distinctive styling that blends form and function to perfection.
- Adams keeps Formula on the cutting edge of technical expertise.
- Beautifully styled Sun Sports and Super Sports are the number one choice in dayboating.



Formula Sun Sports and Super Sports offer lively performance that never loses its sharp, exciting edge.

- Whether speeding across the water or powering to your destination at a leisurely pace, the proven deep-V hull delivers a comfortable, stable ride all the way.
- Handling is responsive and tracking is right on.
- Plus, there's an unmistakable solidity that could only stem from Formula's superior design and structure.

The Formula Sun Sport design is the final word in dayboating.

- Formula Sun Sports and Super Sports are right on the mark for today's fun-loving boaters who want it all—sleek design, versatile features and lots of comfortable room for everyone.

Super Sport design provides day cruising luxuries plus FAS³Tech™ hull technology.

- Both the 400 and 370 Super Sports are equipped with the same advanced hull technology as Formula's high-performance FAS³TECHS.
- The exceptionally smooth ride and easy handling are the result of expertly engineered step, chine, strake and keel pad placement.
- The one-piece fiberglass structural grid, Formula's custom triaxial fiberglass and AME 5000® resin throughout provide maximum strength offshore.
- You won't find this progressive hull technology in any other boat of this type.

R&D precision brings Adams' designs to life.

- Formula's focus on excellence begins in a model's earliest development.
- Design lines of each new Formula are converted to 3-D imaging using state-of-the-art software.
- Dimensions and positioning of complex systems and components are calculated so that cabinets, storage areas and structural components are executed precisely every time.
- A full-scale symmetrical master, or "plug," is built, requiring months of work by hand.

- Full-scale cabin and cockpit mock-ups are built to fine-tune ergonomics and space utilization.

- The design-integrated wetbar offers a molded sink, cooler storage and polished aluminum drink holders plus a stainless steel grab rail.
- Aft seating areas are versatile and accommodating, changing from lounges to sun pads to dining areas in a few easy moves.



CAD/CAM technology delivers consistent accuracy.

- The key to the exacting fit of each component in a Formula is the \$250,000 state-of-the-art CAD/CAM system and the skilled technicians who operate it.
- The Computer Numerically Controlled (C-N-C) routers cut stringers, plexiglass doors, mirrored panels, countertops and many other components, maintaining accuracy to within thousandths of an inch.
- Sidewalls, headliners, cabinets and coaming panels meet exactly—no bead welt is necessary to hide faulty design.

Formula's unique suspended stringer system ensures the highest integrity for each Sun Sport model.

- Each hull is reinforced with a custom-engineered matrix that is much stronger than the usual stringer system.
- In the 260s, 280s and the 330, this framework, cut by C-N-C routers, is encapsulated in resin and laminated to the hull while suspended on jigs.
- Using biaxial fiberglass as a bridge, this unique method eliminates contact distortion and creates a sturdy, level base so components fit perfectly every time.
- The Super Sport's one-piece continuous molded fiberglass grid, bonded to the hull with Plexus® adhesive, is designed to distribute load forces exerted by intense offshore conditions on the entire hull.

Constructing the stringer system of Perma Panel® extends the longevity of a Formula Sun Sport.

- This specialty marine plywood is guaranteed not to succumb to fungal decay under normal marine conditions.
- Perma Panel is pressure-treated with Osmose® CCA, preventing the fungi that causes premature stringer failure in some boats.

To join the deck and hull, Formula uses a remarkably tenacious bonding agent, Plexus.®

- The resulting chemical meld is inseparable, far stronger than any laminated joint.
- This rugged durability is vital offshore where wave action takes its toll on all but the strongest construction.



Foam injection in hulls leads to a solid, quiet ride.

- Filling hull cavities with rigid polyurethane structural foam adds flotation and integral strength to all Sun Sports and Super Sports.
- While boats without foam have a hollow, drumming sound going over the waves the Formula ride is quietly solid.

Each Formula cockpit and deck is formed in one piece for lasting beauty and easy, seamless maintenance.

- Formula Sun Sports and Super Sports are designed with a continuous foredeck and full cockpit molded entirely of fiberglass.
- This design principle achieves sleek, unbroken lines and greatly increases integral strength.

The deck and hull are then bolted together for fail-safe protection.

- 1/4" stainless steel truss-head bolts along with load-distributing heavy metal backing plates are placed along the joint at 18-inch intervals.
- This procedure means you can be certain that this joint is never going to leak or break apart.


Pultrusion reinforcement adds strength in critical areas.

- Custom-fabricated fiberglass pultrusions are bonded to the hull in Sun Sports under fuel tanks and engines.
- Channel pultrusions provide increased back-up support along the top of Super Sport hull sides.
- The pultrusions are chemically bonded to the hull with Plexus adhesive to ensure structural strength without hull distortion.

An exacting lamination schedule results in your Formula's smooth, flawless finish and its reliable offshore integrity.

- The gleaming exterior, gelcoat, is first sprayed into a carefully maintained mold.
- Precut shapes of specific types of fiberglass are produced through in-house GERBERcutter® technology. These exact shapes are then layered along with the exact ratio of catalyst to resin for best results.
- Each successive layer is hand-rolled and squeegeed to achieve uniformity and to eliminate air pockets.

- Divinycell® coring and Coremat® are also utilized to add lightweight strength in certain areas and to prevent print-through.
- Formula's lamination schedule requires several days' cure time in the mold to avoid the foggy finish and surface distortion that volume-driven builders often display.



AME 5000® resin is your assurance of a lasting, flawless finish.

- Although AME 5000 costs twice as much as general purpose resin, Formula specifies its use in the first two layers of fiberglass in every Formula Sun Sport hull and in all layers of Super Sport hulls.
- This modified epoxy, low-VOC resin protects the surface gelcoat with its exceptional strength and resiliency while providing more flexibility and greater resistance to crazing, distortion and osmotic blistering.



Formula's curved glass windshield is clearly the best.

- The curved, tinted, tempered windshield is correctly angled to deflect the rush of air from your eyes.
- The windshield also provides convenient foredeck access through a hinged central panel in all Sun Sports and Super Sports.
- The 400 Super Sport windshield is enhanced with a polished stainless steel frame for even greater strength and beauty (also available on the 370, 330, 280 SS and 280 BR).

Formula's lab testing leaves nothing to chance

- To ensure a continuous mirror-like finish, each shipment of resin is analyzed in Formula's chemical lab before being approved for use.



- Formula also carefully controls the temperature of the resin throughout storage and application to ensure consistent results.

At Formula, component reliability is paramount – only the best products are chosen.

- In evaluating new components, experienced technicians determine the quality and endurance of each item through extensive testing under conditions far more severe than normal use.
- Only the most reliable, most durable components with the best service support are selected for a Formula.
- If the item fails to meet our tough standards, you won't find it in a Formula.

316L stainless steel rails are a top-grade finish for all Formulas.

- All Formula safety rails are welded 316L stainless steel, the highest marine-grade stainless available.
- If the rails on other boats aren't 316L, they're not good enough.



All hardware is attached in the most rugged way for integrity you can count on.

- When installing cleats and other hardware, stainless steel bolts with nylock nuts through heavy metal backing plates effect maximum reinforcement.
- We also align all the head slots as a trademark Formula finishing touch.
- Our hardware isn't just "lagged in," like some, but is installed for long-term integrity.



Flexible O-rings seal up tight every time.

- Formula places a flexible O-ring under the head of each bolt for an invisible, water-tight seal.
- Unlike silicone applications, bolts with O-rings can be adjusted or removed and continue to prevent leaks when resealed.



Formula earns high marks for large, clean, well-organized engine rooms.

- A large aft section raises at the touch of a switch for easy access.
- Convenience is a key consideration, so oil filters are easily reached for a quick change.
- Safety features include the automatic bilge pump, bilge high water alarm, engine room fume detector and the automatic fire extinguishing system.


Formula engine mounts mean maximum security.

- Formula thru-bolts all engines and engine mounts using heavy angled 1/2" aluminum plates.
- In some other boats, lag-bolting engines into place is common practice.
- Your Formula's engine installation withstands the tremendous torque created at full throttle.



Formula builds in reliability with "open trap" battery retainers.

- A corrosion-resistant, non-conductive marine battery retainer is used in all Formulas.
- The "open trap" design ensures that battery gases cannot build up, and also prevents accumulation of acid fumes and excess humidity.
- In addition, deep-cycle batteries are standard in all Sun Sports and Super Sports.
- Deep-cycle batteries can be recharged repeatedly without losing strength and are another way built-in reliability keeps you on the water.



Heavier gauge wire maximizes systems reliability and extends life for all motorized components.

- Major harness runs include transparent multiple-pin disconnects that have been tie-wrapped together and taped at each junction.
- These secured, waterproof connections are far superior to common methods.



You can depend on Formula electrical systems to be up and running for all your good times on the water.

- Less electrical maintenance overall is required due to these precautions.
- Instead of pre-insulated connectors common in the industry, each Formula connection is individually secured with a visible crimp at Thunderbird.
- The resulting fail-safe connection is then insulated with double-walled shrink tubing—the inner wall of hot-melt adhesive forms an impenetrable barrier against water and corrosion, while the outer wall prevents shorts.

Your Sun Sport or Super Sport is designed to accommodate additional electronics.

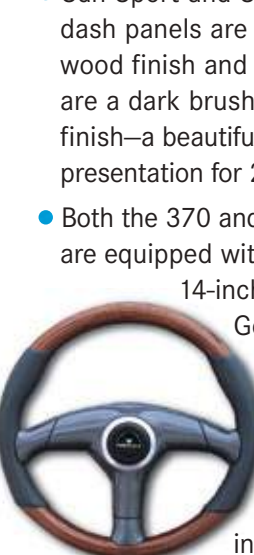
- As an option, Formula installs the latest in quality VHF radios and GPS units.
- The instrument panel is attached with recessed nutserts to allow easy accessory installation or to facilitate inspection and service.

Formula boating is even more pleasurable with static-free music.

- A custom-designed noise suppression system effectively eliminates alternator interference with stereo performance.
- Even with the engines running, you enjoy each clear note of your favorites.



- The Sun Sports' new steering wheel is also a sporty Dino featuring burl wood-finish and brushed metallic-finish insets.



The Formula Sun Sport and Super Sport helm is designed for ergonomic perfection.

- For each new model the all-important human factor is considered from every angle and finalized in a full-scale mockup.
- The entire helm area provides the very best informed control with easily seen, comfortably reached shifters, throttles, gauges and accessory switches.
- Sun Sport and Super Sport upper dash panels are designed in a burl wood finish and all lower panels are a dark brushed metallic finish—a beautiful new presentation for 2002.
- Both the 370 and 400 Super Sports are equipped with a Dino™ 14-inch steering wheel.



Formula rocker control switches keep you in touch with all systems.

- Backlit accessory switches provide ready access and easy function identification.
- The specialized design waterproofs the rocker switch for ongoing reliability.



E-T-A® circuit breakers protect critical systems from excess electrical current damage.

- The "push-push" switch design easily disconnects or resets the circuit.
- Owners can rely on circuit security of electrical components.
- E-T-A circuit breakers eliminate the search for proper amperage fuses.





Command at the dual-position helm seat is comfortable on short and long adventures alike.


- The specially engineered helm seat provides the option of standing, sitting, or leaning back against the well-padded, hinge-up seat section.
- By varying stance, the captain avoids fatigue while comfortably maintaining the proper line of sight.

Formula Sun Sport and Super Sport cockpits continue to look great even longer since there is no wood used in construction.

- StarLite® XL polyurethane marine paneling is used instead of wood throughout the entire cockpit.
- Seat cores are either rotocast plastic or formed fiberglass, serving as a virtually indestructible framework.
- Eliminating wood structure extends the serviceability of your Formula and increases your satisfaction in its continued good looks.

There's plenty of room for your gear in a Formula Sun Sport or Super Sport cockpit.

- Convenient, smooth fiberglass storage areas abound in each Formula SS.
- Specially designated compartments for lines, fenders and PFDs make for a clean, uncluttered cockpit.
- The 280 and 330 Sun Sports have dedicated storage for SCUBA tanks.



Transportation grade vinyl takes lots of outdoor wear and still looks great.


- Formula's top grade cockpit accent vinyls are color-permeated and coordinate with the exterior Imron® colors.
- The custom white vinyl, treated to resist staining, is comfortably cool, even in direct sunlight.
- Due to special knit backing, Formula vinyl holds its shape and looks new far longer.

Sun Sport and Super Sport cockpit seating is the best in the business.

- Formula excels in expertly designed, comfortable seating.
- Separate, preshaped foam components are arranged in each seat to provide optimal lumbar and leg support.
- Human dimension criteria is utilized to achieve correct proportions and contouring.

Dry cockpit seats please everyone aboard.

- Formula cockpit seating is formed with Dri-Fast® polyurethane foam.
- Instead of becoming trapped, water drains through the foam, eliminating the discomfort of soggy seats.



A CAD/CAM fabric-cutting system gives Formula upholstery its detailed, sculpted appearance.

- The computer-based GERBERcutter® cuts rapidly with unvarying consistency.
- Complex patterning allows for intricately sewn designs.
- Special Tenara® thread by Gortex which is used in sewing all exterior vinyls will not deteriorate from UV, cleaning agents or saltwater.



Formula SS cabins provide amenities for every dayboating need.

- Cabin floorplans are designed to maximize storage while keeping the layout sleek and flowing.
- Décor is beautifully coordinated in your choice of Sterling, Titanium, Sapphire or Garnet – sophisticated hues that allow you to express your personal sense of style.



- Cabinet installation is reinforced with heavy-duty stainless steel L-brackets.
- Elegant gold-tone knob latches with chrome trim rings keep cabinetry doors and drawers secured underway.

Corian® countertops and trim appropriately reflect the importance of Formula cabinetry in Sun Sports and Super Sports.

- Shaped by the CAD/CAM router,



- Corian is finished with beautiful rounded edges.
- Both the 370 and 400 Super Sport galley countertops and starboard side entertainment counters are solid Corian.
- Corian's matte/satin finish is smooth and seamless; easy to clean and care for.
- The color and pattern flows throughout the non-porous, solid material.
- Corian is not only practical in daily use, it is a prestigious, handcrafted material recognized immediately as an upscale décor selection.

Cabin lounge seating with UltraLeather HP™ combines comfort, beauty and function.

- UltraLeather HP has the appearance and rich, supple feel of fine leather.
- It is surprisingly tough and durable.
- It's practical, too—spills wipe up easily.



Formula Sun Sport and Super Sport owners enjoy ample ventila-



tion and daylight in the cabin.

- Formula installs Bomar® CRX hatches constructed of Lexan® along with powder-coated Almag-35 cast aluminum alloy frames.
- With their sleek, low-profile design, there are no exposed screw heads to trap dirt, corrode or leak.
- Bomar designed custom hatches for the 400 Super Sport in a unique gull-wing configuration.

Formula checks out each newly completed Sun Sport



and Super Sport in a test tank, so it arrives turn-key ready for your enjoyment.

- Following an extensive checklist, all instruments, systems and accessories are tested.
- Technicians ensure that engines are operating at peak efficiency.
- Slide behind the wheel of your new Formula Sun Sport or Super Sport –it's ready to perform for you.
- In other untested boats, system failures are discovered by the owner—not so in your Formula.

Your new SS has been water-tested on the top side, too.

- A continuous spray of water on the foredeck confirms a watertight seal around deck hatches, hardware and along the windshield.
- All cockpit drains are flushed with water to confirm positive discharge flow.

The tasteful graphic accent on

a Formula Sun Sport or Super Sport is Imron®, an extremely durable all-weather enamel that never chalks or fades.

- Special procedures are followed to prepare the area for the Imron graphic. It is then carefully hand marked and masked off.
- Each color is applied one at a time in a dust-free spray booth.
- With minimal care Imron graphics retain their original, like-new appearance year after year.



The Quality Assurance Program helps deliver a perfect Formula to you.

- Both corporate and production personnel go over a finished boat during the final QAP inspection.
- Fit and finish are examined from a consumer's critical viewpoint.
- This reminds Formula Team members in all areas that the goal is top quality in every detail.
- On final approval, the Formula has earned its marquee of excellence – the gleaming Formula name and prestigious Thunderbird emblem.



400 SS



400 Super Sport Standard Equipment

Exterior | NMMA Yacht Certification | Transferable 5-year Formula limited warranty | Imron® Standard graphic & cockpit accent striping | Chemically bonded & thru-bolted deck-to-hull joint | Heavy duty PVC gunwale w/stainless steel insert | Stainless steel hardware & 316L stainless welded rails | Concealed electric windlass w/Bruce® anchor, 150' chain & yacht-design through-hull anchor stowage/release | Remote control halogen searchlight | Four custom Bomar® gull-wing cabin venting hatches w/screens | Six port lights w/screens | Nonskid foredeck center walkway | Tinted, tempered curved-glass windshield w/walk-thru and polished stainless steel frame | Windshield wipers | Aluminum radar arch w/integrated flagstaff/mast light | Air horn | FAS³TECH™ hull | Foam-filled continuous molded fiberglass structural grid | Integrated swim platform | Concealed 316L stainless steel swim ladder | Transom shower w/hot & cold controls

Cockpit | Continuous fiberglass deck & cockpit liner | Molded fiberglass in-dash deck access steps with 316L stainless handrail | Dash panels w/burl wood finish & brushed metallic finish | Complete VDO® Ocean™ backlit instrumentation, domed w/chrome bezels | Ritchie® compass | Raymarine® digital depth sounder | Kiekhaefer® Zero Effort™ (Mercury) or Gaffrig™ (Volvo® or Mercury 500 HP applications) shifters/throttles | Formula trim-in-the-handle | Dino™ steering wheel w/genuine mahogany & leather | Tilt steering helm | Dash locker | Twelve drink holders | Auxiliary 12V outlet | Fingertip boat leveler switches | Dash-mounted full-feature stereo remote control | Two 100W arch-mounted 6½" 2-way marine-grade speakers & two 200W 6"x9" 3-way speakers | Illuminated waterproof accessory rocker switches w/E-T-A® circuit breakers | Battery parallel switch | Disconnect switches for auxiliary & starting batteries | Cockpit courtesy lighting | Weather-resistant cockpit seating featuring Dri-Fast® foam & StarLite® XL synthetic marine panel construction | Twin command seating w/dual-position helm seat | Double port lounge w/integrated storage | U-shaped aft lounge seating w/storage | Two dual-height cockpit tables & filler cushions | Integral 316L stainless safety rails | 120V shorepower w/galvanic isolator & two 30-amp cords | Molded fiberglass wetbar w/Corian® countertop, ice maker, two 17½-quart Igloo® coolers, built-in trash receptacle & 120V GFCI outlet | Fire extinguisher | Molded fiberglass transom trunk w/pneumatic lifts, fender rack & four fenders, line storage & integrated table & cushion storage | Pneumatic-assist transom door | Berber cockpit carpet | Sunbrella® Bimini top & aft canopy w/vinyl undercoating & SeaMark® water repellent finish | Sunbrella cockpit cover w/vinyl undercoating & SeaMark water-repellent finish

Engine Room | Twin engine installation | Motorized hatch lift | Courtesy lighting | Fume detector | Automatic fire extinguisher | Thru-bolted engine mounts | Remote oil filters | Active & passive galvanic corrosion protection | Starting deep-cycle batteries w/battery retainers | 60-amp battery charger | Low-noise rotary bilge blowers | Two automatic bilge pumps | Bilge high water alarm | Bennett® hydraulic trim tabs | 7.3 KW/120V Kohler® gas generator w/battery or 5 KW/120V Westerbeke™ diesel generator w/battery & sound shield | Stainless steel props

400 Super Sport Available Equipment

| Imron Flagship graphic w/full hull-side color & cockpit accent striping | VHF radio w/antenna | Raymarine GPS navigational system | Raymarine GPS navigational system w/520 chart plotter | Closed-water cooling system | Captain's Call™ exhaust diverter | Engine freshwater flush system | Sunbrella front & side connectors & aft cockpit enclosure w/vinyl undercoating & SeaMark water-repellent finish | Sunbrella storage cover

400 SS SPECIFICATIONS

CENTERLINE LENGTH	40'0"	12.19 m
MAXIMUM BEAM	11'0"	3.35 m
APPROXIMATE WEIGHT	15,500 lbs	7,031 kg
CABIN HEADROOM	6'2"	1.88 m
FUEL CAPACITY	250 gal	946 L
WATER CAPACITY	50 gal	189 L
HOLDING TANK CAPACITY	50 gal	189 L
BRIDGE CLEARANCE (DRY)	10'6"	3.20 m
DRAFT	36"	.91 m
DEADRISE	22°	22°



Formula 400 Super Sport
1998 Boat of the Year

GARNET IMRON® STANDARD GRAPHIC AND COCKPIT ACCENT STRIPING





400 SS

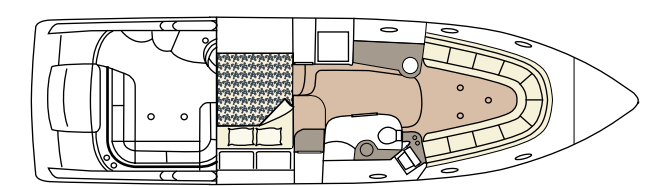


400 Super Sport Cabin Standard Equipment

- | Sliding/locking cabin door | Whisper Walls® headliner/wall system
- | Curved UltraLeather HP™ sofa seating w/dining tables & filler cushions
- | In-floor dining table/filler cushion storage w/pneumatic lift | Fiber optic accent lighting | Hanging locker w/automatic light | Entertainment center w/Corian® countertop & 13" stereo TV/VCR w/dockside access cord | 16,000 BTU reverse cycle air conditioner w/digital climate control | 120V & 12V electrical panels | Kenwood® AM/FM/CD stereo w/changer control, 3-D FL display, D-MASK+ motorized self-hiding faceplate, 450W amplification & 10-disc CD changer | Two 320W 7"x10" & two 220W 6½" 3-way speakers | Aft cabin stateroom/queen-size berth w/privacy curtain; nightstand w/concealed storage, phone jack & 120V & 12V outlets; entertainment module storage unit w/drawers & upholstered headboard storage | Aft cabin cedar-lined hanging locker w/automatic light | Individual reading lights | Aft cabin remote stereo volume control | Custom décor pillows & draperies | Complete galley finished in pearlescent laminate w/storage & dovetailed maple drawers, full Corian countertop, polished stainless sink, concealed stand up 120V/12V refrigerator/freezer, concealed electric stove w/safety shut-off switch, microwave oven & concealed trash receptacle | Demand water system | Water level gauge | 120V water heater w/heat exchanger | Molded fiberglass private head compartment w/molded vanity, Corian countertop polished stainless sink, VacuFlush® unit w/holding tank & pump-out, separate shower area w/molded-in seat, exhaust fan & night-light | Cable TV & telephone receptacle | Fire extinguisher | Built-in WalVac® sweeper system | Carbon monoxide fume detector

400 Super Sport Cabin Available Equipment

- | VacuFlush unit w/Y-valve for macerator discharge or pump-out | Gray water holding system | Custom quilted bedspread & pillow shams | Bed linens & towels



GARNET DÉCOR THEME





370 Super Sport Standard Equipment

Exterior | NMMA Yacht Certification | Transferable 5-year Formula limited warranty | Imron® Standard graphic & cockpit accent striping | Chemically bonded & thru-bolted deck-to-hull joint | Heavy duty PVC gunwale w/stainless steel insert | Stainless steel hardware & 316L stainless welded rails | Four Bomar® cabin venting hatches w/screens | Six port lights w/screens | Nonskid foredeck center walkway | Tinted, tempered curved-glass windshield w/walk-thru | Windshield wipers | Aluminum radar arch | Air horn | FAS³TECH™ hull | Foam-filled continuous molded fiberglass structural grid | Integrated swim platform | Concealed 316L stainless steel swim ladder | Transom shower w/hot & cold controls

Cockpit | Continuous molded fiberglass deck & cockpit liner | Molded fiberglass in-dash deck access steps with 316L stainless handrail | Dash panels w/burl wood finish & brushed metallic finish | Digital depth sounder | Complete VDO® Ocean™ backlit instrumentation, domed w/ chrome bezels | Ritchie® compass | Kiekhaefer® Zero Effort™ (Mercury) or Gaffrig™ (Volvo®) shifters/throttles | Formula trim-in-the-handle | Dino™ steering wheel w/genuine mahogany & leather | Tilt steering helm | Dash locker | Twelve drink holders | Auxiliary 12V outlet | Fingertip boat leveler switches | Stereo volume control | Two arch-mounted 100W 6½" 2-way marine-grade speakers | Illuminated waterproof accessory rocker switches w/E-T-A® circuit breakers | Battery parallel switch | Disconnect switches for auxiliary & starting batteries | Cockpit courtesy lighting | Weather-resistant cockpit seating featuring Dri-Fast® foam & StarLite® XL synthetic marine panel construction | Twin command seating w/dual-position helm seat | Molded fiberglass in-dash deck access steps w/316L stainless handrail | Double port lounge | U-shaped aft lounge seating w/storage | Two dual-height cockpit tables & filler cushions | Integral 316L stainless safety rails | 120V shorepower w/galvanic isolator & two 30-amp cords | Molded fiberglass wetbar w/refrigerator, 17½-quart Igloo® cooler, built-in trash receptacle & 120V GFCI outlet | Fire extinguisher | Molded fiberglass transom trunk w/pneumatic lifts, fender rack & four fenders, line storage & integrated table & cushion storage | Pneumatic-assist transom door | Berber cockpit carpet | Sunbrella® Bimini top & aft canopy w/vinyl undercoating & SeaMark® water-repellent finish | Sunbrella cockpit cover w/vinyl undercoating & SeaMark water-repellent finish

Engine Room | Twin engine installation | Motorized hatch lift | Courtesy lighting | Fume detector | Automatic fire extinguisher | Thru-bolted engine mounts | Remote oil filters | Active & passive galvanic corrosion protection | Starting deep-cycle batteries w/battery retainers | 60-amp battery charger | Low-noise rotary bilge blowers | Two automatic bilge pumps | Bilge high water alarm | Bennett® hydraulic trim tabs | Stainless steel props

370 Super Sport Available Equipment

| Imron Flagship graphic w/full hull-side color & cockpit accent striping | Concealed electric windlass w/Bruce® anchor, 150' chain | Remote control halogen searchlight | Polished stainless steel windshield frame | VHF radio w/antenna | Raymarine® GPS navigational system | Closed-water cooling system | 7.3 KW/120V Kohler® gas generator w/battery | Captain's Call™ exhaust diverter | Engine freshwater flush system | Sunbrella front & side connectors & aft cockpit enclosure w/vinyl undercoating & SeaMark water-repellent finish | Sunbrella storage cover

370 SS



370 SS SPECIFICATIONS

CENTERLINE LENGTH	37'0"	11.27 m
MAXIMUM BEAM	10'6"	3.20 m
APPROXIMATE WEIGHT	14,400 lbs	6,531 kg
CABIN HEADROOM	6'2"	1.88 m
FUEL CAPACITY	238 gal	901 L
WATER CAPACITY	43 gal	162 L
HOLDING TANK CAPACITY	50 gal	189 L
BRIDGE CLEARANCE (DRY)	10'	3.05 m
DRAFT	36"	.91 m
DEADRISE	21°	21°

SAPPHIRE IMRON® FLAGSHIP GRAPHIC AND COCKPIT ACCENT STRIPING



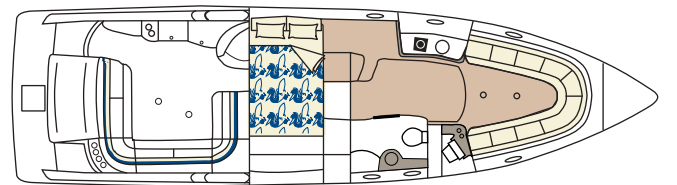
370 SS

370 Super Sport Cabin Standard Equipment

- | Sliding/locking cabin door | Curved UltraLeather HP™ sofa seating w/ dining tables & filler cushions | In-floor dining table/filler cushion storage
- | Hanging locker w/automatic light | Entertainment center w/Corian® countertop & 13" stereo TV/VCR w/dockside access cord | 12,000 BTU reverse cycle air conditioner w/digital climate control | 120V & 12V electrical panels
- | Kenwood® AM/FM/CD stereo w/high power output | Two 100W 6½" 2-way marine-grade speakers | Aft cabin stateroom/queen-size berth; nightstand w/ concealed storage, phone jack & 120V & 12V outlets | Individual reading lights | Custom decor pillows & draperies | Complete galley finished in pearlescent laminate w/storage & drawers, Corian countertop, polished stainless sink, 120V/12V refrigerator, electric stove, microwave oven & concealed trash receptacle | Demand water system | Water level gauge | 120V water heater w/heat exchanger | Molded fiberglass private head compartment w/molded vanity, Corian countertop trim, polished stainless sink, VacuFlush® unit w/holding tank & pump-out, separate shower area w/ molded-in seat, exhaust fan | Cable TV receptacle | Fire extinguisher | Carbon monoxide fume detector

370 Super Sport Cabin Available Equipment

- | Kenwood AM/FM/CD stereo w/changer control, 3-D FL display, D-MASK+ motorized self-hiding faceplate, dash-mounted full-feature remote control & 160W amplification
- | Kenwood AM/FM/CD stereo w/changer control, 3-D FL display, D-MASK+ motorized self-hiding faceplate, dash-mounted full-feature remote control, 160W amplification & 10-disc CD changer | Built-in WalVac® sweeper system | VacuFlush unit w/Y-valve for macerator discharge or pump-out | Gray water holding system | Custom quilted bed spread w/matching pillow shams | Bed linens & towels



SAPPHIRE DÉCOR THEME





330 SS



330 Sun Sport Standard Equipment

Exterior | NMMA Yacht Certification | Transferable 5-year Formula limited warranty | Imron® graphic A, B or C w/cockpit accent striping | Chemically bonded, thru-bolted deck-to-hull joint | Heavy duty PVC gunwale w/stainless steel insert | Stainless steel hardware & 316L stainless welded rails | Concealed fiberglass anchor locker | Two Bomar® cabin venting hatches w/screens | Four port lights w/screens | Nonskid foredeck center walkway | Tinted, tempered curved-glass windshield w/walk-thru | Windshield wiper | Air horn | Pressure-treated Perma Panel® structural hull matrix | Foam-filled hull cavities | 316L stainless transom grab rail & ski tow eye | Integrated swim platform w/concealed 316L stainless ladder | Transom shower w/hot & cold controls

Cockpit | Continuous molded fiberglass deck & cockpit liner | Molded fiberglass in-dash deck access steps w/stainless handrail | Twin command seating w/dual position helm seat & fiberglass-lined storage | Weather-resistant cockpit seating featuring Dri-Fast® foam & StarLite® XL synthetic marine panel construction | U-shaped aft lounge seating w/storage | Dual-height cockpit tables w/filler cushions | Double port lounge w/integrated dive tank storage | In-floor ski storage | Concealed fender storage w/two fenders | Molded fiberglass cockpit galley w/integrated sink & StarBoard® covers | 54-quart Igloo® cooler | Battery selector switch | Dash storage compartment | Dash panels with burl wood finish & brushed metallic finish | Dino™ steering wheel w/burl & brushed metallic insets | Tilt steering helm | Complete VDO® Ocean™ backlit instrumentation, domed w/chrome bezels | Digital depth sounder | Ritchie® compass | Kiekhaefer® Zero Effort™ (Mercury) or Gaffrig™ (Volvo®) shifters/throttles | Formula trim-in-the-handle | Fingertip trim override switches | Safety ignition stop switches w/tethers | Ten drink holders | Auxiliary 12V outlet | Fingertip boat leveler switches | Illuminated waterproof accessory rocker switches w/E-T-A® circuit breakers | Stereo volume control | Two 170W 6"x9" 2-way marine-grade speakers | Cockpit courtesy lighting | Fire extinguisher | 120V shorepower w/galvanic isolator & 30-amp cord | Pneumatic-assist transom door | Berber cockpit carpet | Sunbrella® Bimini top & aft canopy w/vinyl undercoating & SeaMark® water-repellent finish | Sunbrella cockpit cover w/vinyl undercoating & SeaMark water-repellent finish

Engine Room | Twin engine installation | Motorized hatch lift | Engine room courtesy lighting | Engine room fume detector | Automatic fire extinguisher | Thru-bolted engine mounts | Remote oil filters | Active & passive galvanic corrosion protection systems | Two deep-cycle batteries & battery retainers | 50-amp battery charger | Low-noise bilge blowers | Automatic bilge pump | Bilge high water alarm | Bennett® hydraulic trim tabs | Stainless steel props

330 Sun Sport Available Equipment

| Electric anchor windlass w/75' chain & Bruce® anchor | Polished stainless steel windshield frame | Bow docking lights | VHF radio w/antenna | Raymarine® GPS navigational system | Raymarine GPS navigational system w/320 chart plotter | Cockpit alcohol stove | Engine freshwater flush system | Closed-water cooling system | 5 KW/120V Kohler® gas generator w/battery | Captain's Call™ exhaust diverter | Sunbrella front & side connectors & aft cockpit enclosure w/vinyl undercoating & SeaMark water-repellent finish | Sunbrella storage cover

330 SS SPECIFICATIONS

CENTERLINE LENGTH	33'0"	10 m
MAXIMUM BEAM	10'2"	3.1 m
APPROXIMATE DRY WEIGHT	2,700 lbs	4,400 kg
FUEL CAPACITY	160 gal	606 L
WATER CAPACITY	20 gal	76 L
HOLDING TANK CAPACITY	26 gal	98 L
CABIN HEADROOM	5'7"	1.7 m
BRIDGE CLEARANCE (DRY)	6'0"	1.83 m
DRAFT	35"	.89 m
DEADRISE	20°	20°

TITANIUM IMRON® GRAPHIC A AND COCKPIT ACCENT STRIPING





330 SS

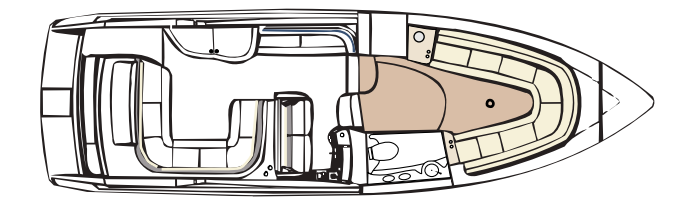


330 Sun Sport Cabin Standard Equipment

- | Sliding/locking cabin door | UltraLeather HPT™ U-shaped forward dinette lounge/double berth w/table & filler cushions | Entertainment center w/storage & drawer, 120V/12V refrigerator & in-counter trash receptacle
- | Microwave oven | 120V AC & 12V DC electrical panels | Illuminated hanging locker | Décor pillows & draperies | Demand water system | 120V water heater w/heat exchanger | Private head w/manual porcelain head unit w/26-gallon holding tank & pump-out, molded fiberglass vanity, stainless sink w/retractable shower head faucet & exhaust fan | Kenwood® AM/FM/CD stereo w/high power output | Two 100W 6½" 2-way marine-grade speakers | Carbon monoxide fume detector

330 Sun Sport Cabin Available Equipment

- | Kenwood AM/FM/CD stereo w/changer control, 3-D FL display, D-MASK+ motorized self-hiding faceplate, dash-mounted full-feature remote control & 160W amplification
- | Kenwood AM/FM/CD stereo w/changer control, 3-D FL display, D-MASK+ motorized self-hiding faceplate, dash-mounted full-feature remote control, 160W amplification & 10-disc CD changer | Manual porcelain head unit w/holding tank & Y-valve for macerator discharge or pump-out | VacuFlush® unit w/holding tank & pump-out | Gray water holding system | 7000 BTU reverse cycle air conditioner w/digital climate control



TITANIUM DÉCOR THEME



280 Sun Sport Standard Equipment

Exterior | NMMA Yacht Certification | Transferable 5-year Formula limited warranty | Imron® graphic A, B or C w/cockpit accent striping | Chemically bonded, thru-bolted deck-to-hull joint | Heavy duty PVC gunwale w/stainless steel insert | Stainless steel hardware & 316L stainless welded rails | Concealed fiberglass anchor locker | Bomar® cabin venting hatch w/screen | Two port lights w/screens | Nonskid foredeck walkway | Tinted, tempered curved-glass windshield w/walk-thru | Windshield wiper | Air horn | Pressure-treated Perma Panel® structural hull matrix | Foam-filled hull cavities | 316L stainless transom grab rail & ski tow eye | Integrated swim platform w/concealed 316L stainless ladder

Cockpit | Continuous molded fiberglass deck & cockpit liner | Molded fiberglass in-dash deck access steps w/316 L stainless handrail | Weather-resistant cockpit seating featuring Dri-Fast® foam & StarLite® XL synthetic marine panel construction | Twin command seating w/dual-position helm seat & fiberglass-lined storage | U-shaped aft lounge seating w/storage | Double port lounge w/integrated dive tank storage | In-floor ski storage | Concealed fender storage w/two fenders | Molded fiberglass cockpit galley w/integrated sink & StarBoard® covers | 54-quart Igloo® cooler | Battery selector switch | Dash panels w/burl wood finish and brushed metallic finish | Dino™ steering wheel w/burl & brushed metallic insets | Tilt steering helm | Complete VDO® Ocean™ backlit instrumentation/domed w/chrome bezels | Digital depth sounder | Ritchie® compass | Kiekhaefer® Zero Effort™ (Mercury) or Gaffrig™ (Volvo®) shifter(s)/throttle(s) | Safety ignition stop switch(es) w/tether(s) | Ten drink holders | Auxiliary 12V outlet | Illuminated waterproof accessory rocker switches w/E-T-A® circuit breakers | Stereo volume control | Two 160W 6"x9" 3-way marine-grade speakers | Cockpit courtesy lighting | Fire extinguisher | Pneumatic-assist transom door | Berber cockpit carpet | Sunbrella® Bimini top & aft canopy w/vinyl undercoating & SeaMark® water-repellent finish | Sunbrella cockpit cover w/vinyl undercoating & SeaMark water-repellent finish

Cabin | Sliding/locking cabin door | UltraLeather HP™ U-shaped forward dinette lounge/double berth w/table & filler cushions | Entertainment center | Hanging locker | Décor pillows & draperies | Demand water system | Private head compartment w/portable unit, molded fiberglass vanity & stainless sink | Clarion® Xtreme AM/FM/CD stereo w/changer control and high power output | Two 100W 6½" 2-way marine-grade speakers | Carbon monoxide fume detector

Engine Room | Twin or single engine installation | Motorized hatch lift | Engine room courtesy lighting | Engine room fume detector | Automatic fire extinguisher | Thru-bolted engine mounts | Remote oil filter(s) | Active & passive galvanic corrosion protection systems | Two deep-cycle batteries & battery retainers | Low-noise bilge blowers | Automatic bilge pump | Bilge high water alarm | Bennett® hydraulic trim tabs w/fingertip boat leveler switches | Stainless steel props

280 Sun Sport Available Equipment

| Electric anchor windlass w/75' chain & Bruce® anchor | Polished stainless steel windshield frame | Bow docking lights | Clarion waterproof dash-mounted remote control & 200W amplification | Clarion waterproof dash-mounted remote control, 200W amplification & 6-disc CD changer | VHF radio w/antenna | Raymarine® GPS navigational system | Raymarine GPS navigational system w/320 chart plotter | 120V shorepower w/galvanic isolator, 40-amp battery charger & 30-amp cord | Transom shower | Cockpit alcohol stove | Cockpit 120V/12V refrigerator | Microwave oven | Manual porcelain head unit w/26-gallon holding tank & pump-out | Manual porcelain head unit w/26-gallon holding tank & Y-valve for macerator discharge or pump-out | VacuFlush® unit w/26-gallon holding tank & pump-out | Gray water holding system | Dual-height cockpit tables w/filler cushions | Engine freshwater flush system | Closed-water cooling system | Captain's Call™ exhaust diverter | Sunbrella front & side connectors & aft cockpit enclosure w/vinyl undercoating & SeaMark water-repellent finish | Sunbrella storage cover

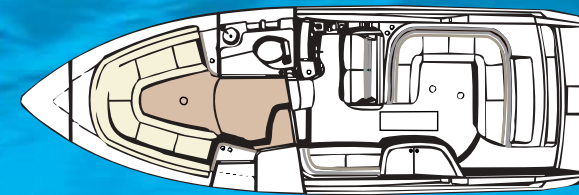
280 SS SPECIFICATIONS

CENTERLINE LENGTH	28'0"	8.53 m
MAXIMUM BEAM	9'2"	2.79 m
APPROXIMATE DRY WEIGHT*	6,300 lbs	2,858 kg
FUEL CAPACITY	120 gal	456 L
WATER CAPACITY	20 gal	76 L
HOLDING TANK CAPACITY	2.6 gal	9.8 L
CABIN HEADROOM	5'2"	1.57 m
BRIDGE CLEARANCE (DRY)	5'8"	1.72 m
DRAFT	36"	.91 m
DEADRISE	21°	21°

*WEIGHT W/SINGLE ENGINE

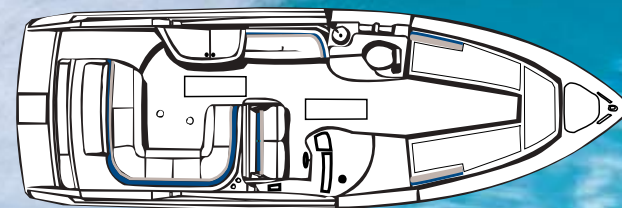


Formula 280 Sun Sport
2001 Outstanding Sport Boat Workmanship



STERLING IMRON® GRAPHIC C AND COCKPIT ACCENT STRIPING

280 BR



SAPPHIRE IMRON® GRAPHIC B AND COCKPIT ACCENT STRIPING

280 BR SPECIFICATIONS

CENTERLINE LENGTH	28'0"	8.53 m
MAXIMUM BEAM	9'2"	2.79 m
APPROXIMATE DRY WEIGHT*	6,300 lbs	2,858 kg
FUEL CAPACITY	120 gal	456 L
WATER CAPACITY	20 gal	76 L
HOLDING TANK CAPACITY	2.6 gal	9.8 L
BRIDGE CLEARANCE (DRY)	5'8"	1.72 m
DRAFT	36"	.91 m
DEADRISE	21°	21°

*WEIGHT W/ SINGLE ENGINE

280 Bowrider Standard Equipment

Exterior | NMMA Yacht Certification | Transferable 5-year Formula limited warranty | Imron® graphic A, B or C w/cockpit accent striping | Chemically bonded, thru-bolted deck-to-hull joint | Heavy duty PVC gunwale w/stainless steel insert | Stainless steel hardware & 316L stainless welded rails | Concealed fiberglass anchor locker | Two port lights w/screens | Tinted, tempered curved-glass windshield w/walk-thru | Windshield wiper | Air horn | Pressure-treated Perma Panel® structural hull matrix | Foam-filled hull cavities | 316L stainless transom grab rail & ski tow eye | Integrated swim platform w/concealed 316L stainless ladder

Cockpit | Continuous molded fiberglass deck & cockpit liner | Weather-resistant cockpit seating featuring Dri-Fast® foam & StarLite® XL synthetic marine panel construction | Twin command seating w/dual-position helm seat & fiberglass-lined storage | U-shaped aft lounge seating w/storage | Double port lounge w/integrated dive tank storage | Bow seating w/filler cushions | In-floor ski storage | Forward in-floor storage w/automatic bilge pump | Concealed fender storage w/two fenders | Molded fiberglass cockpit galley w/integrated sink & StarBoard® covers | Demand water system | 54-quart Igloo® cooler | Starboard storage locker | Clarion® Xtreme AM/FM/CD stereo w/changer control and high power output | Battery selector switch | Dash panels w/burl wood finish & brushed metallic finish | Dino™ steering wheel w/burl & brushed metallic insets | Tilt steering helm | Complete VDO® Ocean™ backlit instrumentation/domed w/chrome bezels | Digital depth sounder | Ritchie® compass | Kiekhaefer® Zero Effort™ (Mercury) or Gaffrig™ (Volvo®) shifter(s)/throttle(s) | Twelve drink holders | Auxiliary 12V outlet | Safety ignition stop switch(es) w/tether(s) | Illuminated waterproof accessory rocker switches | E-T-A® circuit breakers | Two 160W 6"x9" 3-way marine-grade speakers & two 100W 6 1/2" 2-way marine-grade speakers | Cockpit courtesy lighting | Fire extinguisher | Pneumatic-assist transom door | Berber cockpit carpet | Sunbrella® bow tonneau cover w/vinyl undercoating & SeaMark® water-repellent finish | Sunbrella Bimini top & aft canopy w/vinyl undercoating & SeaMark water-repellent finish | Sunbrella cockpit cover w/vinyl undercoating & SeaMark water-repellent finish

Head | Continuous molded fiberglass liner | Curved, one-piece locking door | Portable head unit | Molded fiberglass vanity w/stainless sink | Carbon monoxide fume detector

Engine Room | Twin or single engine installation | Motorized hatch lift | Engine room courtesy lighting | Engine room fume detector | Automatic fire extinguisher | Thru-bolted engine mounts | Remote oil filter(s) | Active & passive galvanic corrosion protection systems | Two deep-cycle batteries & battery retainers | Low-noise bilge blowers | Automatic bilge pump | Bilge high water alarm | Bennett® hydraulic trim tabs w/fingertip boat leveler switches | Stainless steel props

280 Bowrider Available Equipment

| Polished stainless steel windshield frame | Bow docking lights | Clarion 200W amplification | Clarion 200W amplification & 6-disc CD changer | VHF radio w/antenna | 120V shorepower w/galvanic isolator, 40-amp battery charger & 30-amp cord | Transom shower | Cockpit alcohol stove | Cockpit 120V/12V refrigerator | Manual porcelain head unit w/26-gallon holding tank & pump-out | Manual porcelain head unit w/26-gallon holding tank & Y-valve for macerator discharge or pump-out | VacuFlush® unit w/26-gallon holding tank & pump-out | Gray water holding system | Dual-height cockpit tables w/filler cushions | Engine freshwater flush system | Closed-water cooling system | Captain's Call™ exhaust diverter | Sunbrella front & side connectors & aft cockpit enclosure w/vinyl undercoating & SeaMark water-repellent finish | Sunbrella storage cover



260 Sun Sport Standard Equipment

Exterior | NMMA Yacht Certification | Transferable 5-year Formula limited warranty | Imron® graphic A, B or C w/cockpit accent striping | Chemically bonded, thru-bolted deck-to-hull joint | Heavy duty PVC gunwale w/stainless steel insert | Stainless steel hardware & 316L stainless welded rails | Concealed fiberglass anchor locker | Bomar® cabin venting hatches w/screens | Two port lights w/screens | Nonskid foredeck walkway | Tinted, tempered curved-glass windshield w/walk-thru | Windshield wiper | Air horn | Pressure-treated Perma Panel® structural hull matrix | Foam-filled hull cavities | 316L stainless transom grab rail & ski tow eye | Integrated swim platform w/concealed 316L stainless ladder

Cockpit | Continuous molded fiberglass deck & cockpit liner | Molded fiberglass in-dash deck access steps w/316L stainless handrail | Weather-resistant cockpit seating featuring Dri-Fast® foam & StarLite® XL synthetic marine panel construction | Twin command seating w/dual-position helm seat & fiberglass-lined storage | U-shaped aft lounge seating w/storage | Double port lounge w/integrated storage | In-floor ski storage | Concealed fender storage w/two fenders | Molded fiberglass cockpit galley w/integrated sink & StarBoard® covers, concealed trash receptacle & 17½-quart Igloo® cooler | Demand water system | Battery on/off switch | Dash panels w/burl wood finish & brushed metallic finish | Dino™ steering wheel w/burl & brushed metallic insets | Tilt steering helm | Complete VDO® Ocean™ backlit instrumentation/domed w/chrome bezels | Digital depth sounder | Ritchie® compass | Shift/throttle control w/trim switch | Safety ignition stop switch w/tether | Nine drink holders | Auxiliary 12V outlet | Illuminated waterproof accessory rocker switches w/E-T-A® circuit breakers | Clarion® Xtreme AM/FM/CD stereo w/changer control and high power output | Two 160W 6"x9" 3-way speakers | Cockpit courtesy lighting | Fire extinguisher | Transom door | Berber cockpit carpet | Sunbrella® Bimini top & aft canopy w/vinyl undercoating & SeaMark® water-repellent finish | Sunbrella cockpit cover w/vinyl undercoating & SeaMark water-repellent finish

Cabin | Sliding/locking cabin door | UltraLeather HP™ U-shaped forward dinette lounge/double berth w/table & filler cushions | Concealed portable head unit | Décor pillows & draperies | Two 100W 6½" 2-way marine-grade speakers | Carbon monoxide fume detector

Engine Room | Single engine installation | Motorized hatch lift | Engine room courtesy lighting | Engine room fume detector | Automatic fire extinguisher | Thru-bolted engine mounts | Remote oil filter | Active & passive galvanic corrosion protection systems | Two deep-cycle batteries & battery retainers | Low-noise bilge blower | Automatic bilge pump | Bennett® hydraulic trim tabs w/fingertip boat leveler switches | Stainless steel props

260 Sun Sport Available Equipment

| Bow docking lights | VHF radio w/antenna | Transom shower | Manual porcelain head unit w/18-gallon holding tank & pump-out | Manual porcelain head unit w/18-gallon holding tank & Y-valve for macerator discharge or pump-out | Gray water holding system | Engine freshwater flush system | Dual-height cockpit table w/filler cushion | Closed-water cooling system | Captain's Call™ exhaust diverter | Sunbrella front & side connectors & aft cockpit enclosure w/vinyl undercoating & SeaMark water-repellent finish | Sunbrella storage cover



260 SS

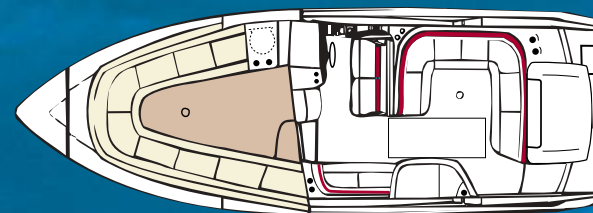


260 SS SPECIFICATIONS


CENTERLINE LENGTH	26'0"	7.92 m
MAXIMUM BEAM	8'6"	2.59 m
APPROXIMATE DRY WEIGHT	5,450 lbs	2,472 kg
FUEL CAPACITY	92 gal	348 L
WATER CAPACITY	15 gal	57 L
HOLDING TANK CAPACITY	2.6 gal	9.8 L
CABIN HEAD ROOM	4'5"	1.35 m
BRIDGE CLEARANCE (DRY)	5'0"	1.52 m
DRAFT	32"	.81 m
DEADRISE	22°	22°



Formula 260 Sun Sport
1999 Outstanding Sport Cruiser Workmanship



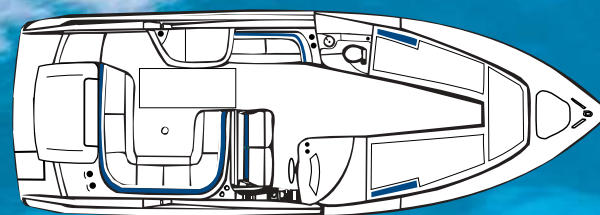
GARNET IMRON® GRAPHIC B AND COCKPIT ACCENT STRIPING



260 BR



SAPPHIRE IMRON® GRAPHIC C AND COCKPIT ACCENT STRIPING



Formula 260 Bowrider
2000 Outstanding Runabout Workmanship

260 BR SPECIFICATIONS

CENTERLINE LENGTH	26'0"	7.92 m
MAXIMUM BEAM	8'6"	2.59 m
APPROXIMATE DRY WEIGHT	5,250 lbs	2,391 kg
FUEL CAPACITY	92 gal	348 L
WATER CAPACITY	14 gal	53 L
HOLDING TANK CAPACITY	2.6 gal	9.8 L
BRIDGE CLEARANCE (DRY)	5'0"	1.52 m
DRAFT	32"	.81 m
DEADRISE	22°	22°

260 Bowrider Standard Equipment

Exterior | NMMA Yacht Certification | Transferable 5-year Formula limited warranty | Imron® graphic A, B or C w/cockpit accent striping | Chemically bonded, thru-bolted deck-to-hull joint | Heavy duty PVC gunwale w/stainless steel insert | Stainless steel hardware & 316L stainless welded rails | Concealed fiberglass anchor locker | Two port lights w/screens | Tinted, tempered curved-glass windshield w/walk-thru | Windshield wiper | Air horn | Pressure-treated Perma Panel® structural hull matrix | foam-filled hull cavities | 316L stainless transom grab rail & ski tow eye | Integrated swim platform w/concealed 316L stainless ladder

Cockpit | Continuous molded deck & cockpit liner | Weather-resistant cockpit seating featuring Dri-Fast® foam & StarLite® XL synthetic marine panel construction | Twin command seating w/dual-position helm seat & fiberglass-lined storage | U-shaped aft lounge seating w/storage | Double port lounge w/integrated storage | Bow seating w/filler cushions | In-floor ski storage | Forward in-floor storage | Concealed fender storage w/two fenders | Molded fiberglass cockpit galley w/integrated sink & StarBoard® covers, concealed trash receptacle & 17 1/2-quart Igloo® cooler | Demand water system | Battery on/off switch | Dash panels with burl wood finish & brushed metallic finish | Dino™ steering wheel w/burl & brushed metallic insets | Tilt steering helm | Complete VDO® Ocean™ backlit instrumentation/domed w/chrome bezels | Digital depth sounder | Ritchie® compass | Shift/throttle control w/trim switch | Thirteen drink holders | Auxiliary 12V outlet | Safety ignition stop switch w/tether | Illuminated waterproof accessory rocker switches w/E-T-A® circuit breakers | Clarion® Xtreme AM/FM/CD stereo w/changer control and high power output | Two 160W 6"x9" 3-way speakers | Two 100W 6 1/2" 2-way marine-grade speakers | Cockpit courtesy lighting | Fire extinguisher | Transom door | Berber cockpit carpet | Sunbrella® bow tonneau cover w/vinyl undercoating & SeaMark® water-repellent finish | Sunbrella Bimini top & aft canopy w/vinyl undercoating & SeaMark water-repellent finish

Head | Continuous molded fiberglass liner | Curved, one-piece locking door | Portable head unit | Molded fiberglass vanity w/stainless sink | Carbon monoxide fume detector

Engine Room | Single engine installation | Motorized hatch lift | Engine room courtesy lighting | Engine room fume detector | Automatic fire extinguisher | Thru-bolted engine mounts | Remote oil filter | Active & passive galvanic corrosion protection systems | Two deep-cycle batteries & battery retainers | Low-noise bilge blower | Automatic bilge pump | Bennett® hydraulic trim tabs w/fingertip boat leveler switches | Stainless steel props

260 Bowrider Available Equipment

| Bow docking lights | VHF radio w/antenna | Transom shower | Manual porcelain head unit w/ 18-gallon holding tank & pump-out | Manual porcelain head unit w/18-gallon holding tank & Y-valve for macerator discharge or pump-out | Gray water holding system | Dual-height cockpit table w/filler cushion | Engine freshwater flush system | Closed-water cooling system | Captain's Call™ exhaust diverter | Sunbrella front & side connectors & aft cockpit enclosure w/vinyl undercoating & SeaMark water-repellent finish | Sunbrella storage cover

A Touch of Beauty – FORMULA Color Selections

Your selection of an exterior color accent reflects your personal taste. Formula's use of Imron®, a DuPont polyurethane enamel, will keep your graphic beautiful year after year.

Formula 2002 cabin décor perfectly complements your exterior color choice with tasteful designer expertise. Color themes for each boat have been designed and appointed with elaborately textured fabrics. Coordinating pillows, draperies, bed coverings and UltraLeather HP™ lounges provide complete boating luxury.

Sun Sports are available in four different colors and three graphic choices. Super Sports are also available in four colors and offer either the Standard graphic design or the new Flagship solid hull in Garnet or Sapphire Imron.



All cabins feature UltraLeather HP in Doe.

	Garnet	Sterling	Titanium	Sapphire
Sun Sport Graphic A				
Sun Sport Graphic B				
Sun Sport Graphic C				
Super Sport Standard				
Super Sport Flagship				
Cockpit Colors				
Imron Colors				
Décor Theme				

Custom décor pillows, shown, are standard on the 400 SS and 370 SS.

More on FORMULA!



Capture the Essence of a Formula

The Formula powerboat lineup includes Cruiser, FAS³TECH™, Sun Sport and Super Sport models. You want adrenaline-pumping speed? Enter the now-famous FAS³TECH™ hull. Ranging from 27 to 38 feet, the lineup includes the 353 FAS³TECH, pictured left bottom. The elegant Formula Performance Cruiser series includes the 41 PC, pictured left top, as well as the 27, 31, 34 and 37 PCs.

Call 1-800-736-7685 to receive a free brochure, or visit your nearest Formula dealer to see the new Formula models for 2002.

Formula Action

The Formula *Action* is a Thunderbird news publication filled with company updates, new model information and owner boating experiences. The *Action* is mailed to Formula owners and is also available at your Formula dealership, or call 1-800-736-7685 to receive a free copy.



Formula Gear

Formula Gear and Accessories are all top quality and feature the impressive Formula logo. If you like up-to-date colors and casual styling, visit your Formula dealer for a free catalog, order online at the Formula Gear Web site, www.formulagear.com or call 1-800-736-7685 to receive your free Gear catalog from Formula.



Formula Canvas

Formula custom-fitted canvas features color-matched, non-fading Sunbrella® fabric with vinyl undercoating and SeaMark® water-repellent finish; 316 stainless steel framework and weather resistant YKK zippers.



Sun Sport Bimini top



Sun Sport cockpit cover and bow tonneau cover (BR models only)



Sun Sport Bimini top with front, side and extended aft cockpit enclosure

Formula Web Site

Formula's updated Web site has all-new features, text and pictures. You'll be able to order Formula Gear online and also check out the latest Formula news, racing events, boat care articles, Thunderbird's company history and an owner forum. You can also submit a catalog request or visit the feedback/e-mail section for any comments or suggestions that you may have. Formula is at your fingertips! You will find Formula online at several locations:

www.formulaboats.com, www.formulagear.com,
www.thunderbirdboats.com, and
www.formulapowerboats.com.

With just a few clicks, you'll see the newest and best of Formula!



Formula DVD/Video

The 2002 Formula video features Formula Cruiser, FAS³TECH, Sun Sport and Super Sport powerboats in exciting action along with a brief walk-through of the Thunderbird facility. Call 1-800-736-7685 to receive your free DVD or video.

