



# FORMULA



*Sun Sport  
Super Sport  
'08*

## *FORMULA SUN SPORTS AND SUPER SPORTS – PRICELESS MOMENTS WITH FAMILY AND FRIENDS*

*Formula Sun Sports and Super Sports have the power to satisfy dayboaters who know what they want in spirited, fun-loving moments on the water.* Long on looks and versatility, each Formula SS cockpit is designed around a comfortable lounge with stowaway table that offers great get-together appeal and easily converts to a large sunpad. The 240, 310 and 350 models also feature an aft facing sun lounge for two that extends to take full advantage of on-water activities while at anchor. The ever popular integrated wetbar in each cockpit is a Formula hallmark for convenient entertaining afloat, and there is a polished stainless drink holder within easy reach for everyone aboard.

As you would expect, Formula Sun Sports are great performers. Each solid, satisfying ride delivers another exciting adventure. Formula Super Sports notch it up a step further with FAS<sup>3</sup>TECH<sup>®</sup> hull technology to venture at an exhilarating pace.

Formula technology updates include iPod<sup>™</sup>/MP3 ports at every cockpit dash with the option of a docking station in the cabin, LED cockpit, transom and cabin floor lighting, colored, dimming arch and hardtop lights and larger HDTV/DVD units. Optional blue LED underwater lights lend a fascinating glow around the larger Sun Sports and Super Sports. The 310, 350, 370 and 400 also offer the new option of low-maintenance, teak woodgrain-finish decking on the swim platform and cockpit sole.

Sun Sport and Super Sport cabins appeal to the senses with high-gloss, Deep Cherry finish cabinetry, solid wood tables and luxurious Ultraleather<sup>™</sup> lounges with beautiful décor pillows and coordinating draperies. Subtly patterned custom carpeting or American Cherry woodgrain-finish flooring completes the remarkable interior.



For 2008, Morning Sand, a golden metallic hue, is a new Flagship Imron<sup>®</sup>. Formula's wide selection of durable exterior colors and graphics invites owners to choose the combination that best suits their personal preference.

*EXPERIENCE PRICELESS  
MOMENTS IN A NEW  
FORMULA SUN SPORT  
OR SUPER SPORT!*



**F**or over fifty years, the goal of delivering the finest powerboat on the water has propelled Formula into the widely recognized position as today's best designed pleasure boat, superior in every sense. The forward thinking and drive that created this tradition of excellence is growing stronger each year in America's heartland.

**The Porter family**, Formula's owner/managers since 1976, directs their focus on top quality and continual product improvement. From the smallest Sun Sport on up to the impressive Yacht series, each is built with premium materials and the detailed fit and finish achieved by a dedicated team of employees who give their best every day.

As **lifelong boaters**, the Porters realize that time spent on the water brings the greatest pleasure when a boat performs well and is engineered to a singular standard of excellence. All this must also be supported by responsive, customer-oriented service, a principal goal at Formula.

The Porters invite you to experience a new level of boating satisfaction by joining their family of proud Formula owners.



## THE FORMULA DIFFERENCE

*The Formula Difference – it's our way of ensuring that you'll enjoy priceless moments with family and friends each time you boat. Your experience on the water is the fulfillment of Formula's visionary design, authentic craftsmanship and unwavering focus on excellence. The Porter family would never settle for less, and neither should you.*

### ULTIMATE QUALITY BEGINS HERE

Formula's 575,000 square foot manufacturing facility was built specifically for the production of top quality powerboats in the Porter's home town of Decatur, Indiana. Here, **dedicated craftspeople** utilize advancing technology to the fullest.

At Formula, **Employee Involvement Teams** are encouraged to compare and implement ideas to increase efficiencies and achieve continual product improvement, while ongoing training programs help develop and expand each person's mastery of necessary skills and effective communication.

Long-time **exclusive Formula designer**, John Adams, succeeds as no other in the artful blending of form and function. Engineers and skilled CAD/CAM technicians translate Adams' creative designs into precise 3-D imaging and then fine-tune critical ergonomics through full-scale modeling.



DESIGNER JOHN ADAMS





### FORMULA IS FAMOUS FOR PERFORMANCE EXCELLENCE AND LONG-LASTING BEAUTY

Formula Sun Sports move out at an exciting pace with responsive handling and a smooth, enjoyable ride, while Super Sports incorporate FAS<sup>TECH</sup>® multiplane hull technology to deliver fast-paced, solid performance.

At the core of Formula's legendary performance are top quality materials and *exacting lamination procedures* developed throughout years of offshore boating experience. Computer-cut, custom-ply fiberglass shapes and resin are layered according to specified procedures, and Divinycell® structural foam is added in high stress areas for lightweight, integral strength.

Formula perfects surface beauty and durability by utilizing premium-grade AME® 5000 resin and Coremat® to avoid the distortion seen in other boats, and also by allowing optimal cure time in rigorously maintained molds.

Each Sun Sport hull is reinforced with a unique, resin-encapsulated, suspended *stringer system*, while the Super Sport matrix is a unitized *fiberglass grid* bonded to the hull with Plexus® adhesive, the same engineering methods that have proven so effective in Formula FAS<sup>TECH</sup>s.

Additional reinforcement is also achieved by placing custom-fabricated fiberglass shapes, or pultrusions, in the hull bottom and along gunwales. Chemically bonding the deck and hull, then securing with stainless steel bolts through heavy backing plates creates an *inseparable meld*.

Formula's vibrant, long-lasting finish far surpasses all others through a *unique DuPont Imron® process*. Formula Imron graphics never chalk or fade as compared to colored gelcoat, and a wide selection of color and design options allows personal expression for each owner.




### ONLY THE BEST COMPONENTS MAKE IT INTO A FORMULA

Formula *tests components extensively* for quality and endurance – if an item fails to pass, it won't be in your Formula. All railing is *316L stainless steel*, the highest marine-grade available. 316 stainless deck cleats are installed with stainless lock nuts and backing plates for maximum reinforcement. All other hardware is stainless and bolted securely with *chrome-plated stainless fasteners*. Inserting flexible O-rings ensures a *watertight seal*.

Formula designs electrical systems to keep you on the water. Each wiring connection is *individually crimped* by hand and heat-sealed with double-wall shrink tubing instead of using a pre-insulated connector which is common in the industry. For longer runs, color-coded wiring series are neatly routed through flexible, protective conduit.

*ETA® circuit breakers* with reset capabilities shield your systems from excess electric current damage. For added reliability, *deep-cycle batteries* that can be charged repeatedly without losing strength are standard in all Sun Sports and Super Sports.

Audio visual systems offer the latest in technology. *Premium AM/FM/CD stereo* systems now include separate tweeters, and subwoofers are standard in Super Sports. The iPod™/MP3 port at the helm and complimentary six-month subscription to *Sirius™ satellite radio* enhance your listening enjoyment. Now, larger than ever high definition LCD TV/DVD players offer clear, sharp viewing in the cabin.






**FORMULA COCKPITS ARE DESIGNED FOR VERSATILITY AND CROWD-PLEASING COMFORT**

Formula created the SS line to set a new course in multipurpose design, transforming the way boaters enjoy all-day fun on the water. *Key Formula innovations* include the walk-through windshield with built-in steps, convertible U-shaped lounge seating, double-wide helm and storage designated specifically for boating gear.

The U-shaped lounge seating with table converts to a generous sunpad. All seating is contoured with preshaped foam components for maximum comfort along with *special DriFast® foam* that does not retain water. Marine polyurethane paneling rather than wood is used throughout the cockpit, and seat cores are either rotocast plastic or formed fiberglass to assure longevity.

Formula's *superior cockpit upholstery*, a rugged, transportation-grade vinyl, is tear-resistant due to higher density and special backing material. Computer-patterned and cut shapes are assembled by skilled sewers using *Tenara® thread* that does not deteriorate from UV rays, cleaning agents or saltwater. *PreFixx® treated* white vinyl resists staining, and color-permeated vinyl accents coordinate with the exterior *Imron®* graphic.



At the helm, *double-wide seating* offers individual options of sitting, standing or leaning back against the upright seat. The waterproof rocker switches and chrome shifters and throttles are easily reached. Accurate systems monitoring includes complete *Livorsi® illuminated instrumentation* arrayed logically on the handsome, burl wood-finish dash panels.



The integrated wetbar with sink, cooler, trash container and storage is topped by a hinged *Corian® counter*, and everyone is within easy reach of a polished stainless steel drink holder.



Smoothly finished *fiberglass lockers* secure your carry-on gear and water toys to keep the cockpit clutter free, while lines, fenders and PFDs are accommodated in special compartments. The engine room is easily accessible for inspection simply by activating a switch. The fume detector and automatic fire extinguishing system prove to be reassuring safeguards. Formula *thru-bolts all engines* using heavy duty mounts along with angled aluminum *backing plates* rather than lag bolting directly to the stringers as in some other boats.





### FORMULA CABINS ARE INVITING AND COMFORTABLE

From luxurious Ultraleather® lounges to high-gloss, deep cherry finish cabinetry, you'll enjoy all the fine furnishings the Formula cabin has to offer. Complementing your chosen exterior graphic, *designer décor selections* of coordinating draperies and pillows along with solid wood tables create a pleasing residential environment.


Wood-grain finish entry steps are both beautiful and practical inset with contrasting slip-resistant arcs. From the 310 on up, cabin floors may be either carpeted or American Cherry wood-grain finish. In Super Sports, the available custom quilted bedspread, pillow shams, linens and embroidered towel sets complete the beautiful interior.

*High-gloss cabinetry* is a remarkable facet of Formula excellence with solid, precision construction at its core. Utilizing the CAD/CAM system, programmed routers cut, drill and groove

materials for exacting assembly and fit. All units are bolted in place with metal brackets, and internally thru-bolted angle aluminum ensures unflinching integrity. Cabinet doors and *dovetailed hardwood drawers* stay closed under way with top quality latches. *Genuine Corian® countertops*, hand crafted by Formula with beautifully rounded edges, are smooth and seamless – easy to clean and care for.

Of utmost importance in every Formula cabin is the sumptuous *Ultraleather™ lounge*, proportioned to be as comfortable as it is luxurious – the perfect setting for relaxation and entertainment.

Ultraleather has the rich, textured appearance and supple feel of fine leather, yet is surprisingly tough and durable – spills wipe up easily.



### THE PRIMARY GOAL OF THE FORMULA TEAM IS OWNER SATISFACTION

*Owner safety* has always been a key issue with the Formula Team, and they work at it every day. Every Formula is built according to National Marine Manufacturers Association and American Boat and Yacht Council certification standards. Boat certification should definitely be a major determining factor when purchasing a boat.



As each Formula nears completion, it undergoes an *extensive checklist procedure* for instruments, systems and accessories while floating in a *test tank*. Engines are powered up, and a continuous spray of water confirms the seal around deck hatches, hardware and along the windshield. New hull designs, materials and equipment are evaluated by *testing on open water*.

Before shipping the boat, Formula's Quality Assurance Program requires a representative from both production and corporate areas to examine it as a prospective buyer would. This reinforces the importance of *consistent, premium quality* and ensures that new owners will enjoy the difference in Formula boating from day one.

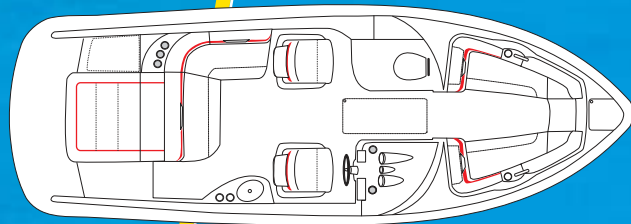
Working closely with dealers in their role as a reliable service center, Formula stresses the importance of keeping owners on the water and enjoying every experience to the fullest. Dealerships are promptly updated on any product change, and they rely on the Formula technical assistance team for quick advice to resolve issues that might interrupt good times on the water.

An owner's investment is well protected by *Formula Guard*, beginning with a 10-year structural warranty. Components and accessories plus engines and outdrives are covered under a 5-year limited protection plan, including labor and materials. The Formula Guard program is transferable during the first five years of ownership, so a *Formula's traditional high value* remains strong to trade up.

If you are one of those serious buyers who wants to "know it all" regarding Formula Sun Sports and Super Sports, check out our website at [www.formulaboats.com](http://www.formulaboats.com) for an even more detailed account of how a Formula is designed, built, tested and protected to ensure ultimate owner satisfaction.

*Formula Sun Sports and Super Sports open up a whole new dimension in high-spirited adventure. There really is a Formula Difference — in fact, when it comes to great boats for great times on the water, nobody does it better than Formula!*





2006 POWERBOAT MAGAZINE  
RUNABOUT OF THE YEAR

# 240 BR

## 240 BOWRIDER SPECIFICATIONS

LOA	24' 0"	7.32 M
MAXIMUM BEAM	8' 6"	2.59 M
APPROXIMATE WEIGHT	5,000 LBS	2,268 KG
FUEL CAPACITY	60 GAL	227 L
WATER CAPACITY	10 GAL	38 L
HOLDING TANK CAPACITY (OPT.)	10 GAL	38 L
BRIDGE CLEARANCE (LIGHT LOAD)	4' 8"	1.42 M
BRIDGE CLEARANCE W/SPORT ARCH	7' 5"	2.26 M
DRAFT	36"	.91 M
DEADRISE	20°	20°

SEE PAGE 35 FOR STANDARD AND AVAILABLE EQUIPMENT



BRIGHT RED METALLIC FLAGSHIP ELITE IMRON® GRAPHIC AND COCKPIT ACCENT STRIPING

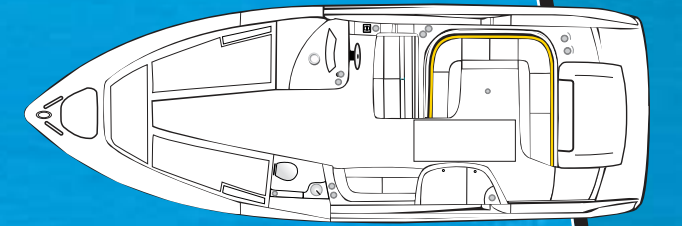


**260 BOWRIDER SPECIFICATIONS**


LOA	28'0"	8.53 M
MAXIMUM BEAM	8'6"	2.59 M
APPROXIMATE WEIGHT	6,300 LBS	2,858 KG
FUEL CAPACITY	92 GAL	348 L
WATER CAPACITY	14 GAL	53 L
HOLDING TANK CAPACITY (opt.)	18 GAL	68 L
BRIDGE CLEARANCE (LIGHT LOAD)	5'0"	1.52 M
BRIDGE CLEARANCE W/SPORT ARCH	8'3"	2.51 M
DRAFT	32"	.81 M
DEADRISE	22°	22°

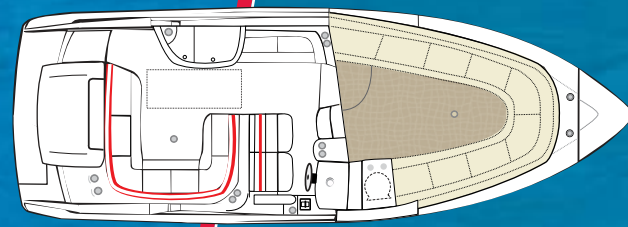
SEE PAGE 35 FOR STANDARD AND AVAILABLE EQUIPMENT

# 260 BR



YELLOW METALLIC FLAGSHIP ELITE IMRON® GRAPHIC AND COCKPIT ACCENT STRIPING





# 260 SS

## 260 SUN SPORT SPECIFICATIONS

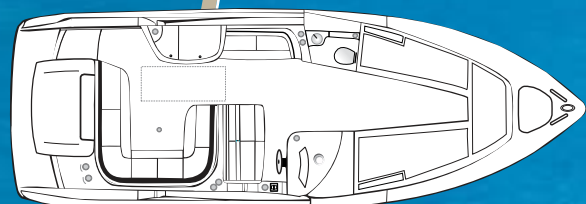
LOA	28'0"	8.53 M
MAXIMUM BEAM	8'6"	2.59 M
APPROXIMATE WEIGHT	6,300 LBS	2,858 KG
CABIN HEADROOM	4'5"	1.35 M
FUEL CAPACITY	92 GAL	348 L
WATER CAPACITY	15 GAL	57 L
HOLDING TANK CAPACITY (OPT.)	18 GAL	68 L
BRIDGE CLEARANCE (LIGHT LOAD)	5'0"	1.52 M
BRIDGE CLEARANCE W/SPORT ARCH	8'3"	2.51 M
DRAFT	32"	.81 M
DEADRISE	22°	22°

SEE PAGE 35 FOR STANDARD AND AVAILABLE EQUIPMENT

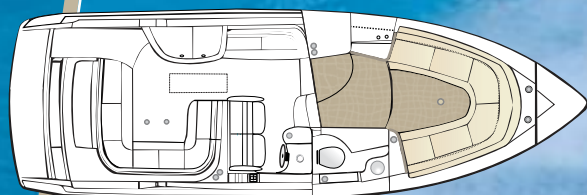


BRIGHT RED METALLIC FLAGSHIP IMRON® GRAPHIC AND COCKPIT ACCENT STRIPING





280 BR




280 SS

# 280 BR 280 SS

## 280 SS & BR SPECIFICATIONS

LOA	29'6"	8.99 M
MAXIMUM BEAM	9'2"	2.79 M
SS - APPROXIMATE WEIGHT	8,200 LBS	3,719 KG
BR - APPROX. WEIGHT (single/twin)	7,300/8,200 LBS	3,311/3,719 KG
SS - CABIN HEADROOM	5'2"	1.57 M
FUEL CAPACITY	120 GAL	454 L
WATER CAPACITY	20 GAL	76 L
HOLDING TANK CAPACITY (opt.)	26 GAL	98 L
BRIDGE CLEARANCE (LIGHT LOAD)	5'8"	1.72 M
BRIDGE CLEARANCE W/ARCH	8'6"	2.59 M
DRAFT	36"	.91 M
DEADRISE	21°	21°

SEE PAGE 36 FOR STANDARD AND AVAILABLE EQUIPMENT



280 BR - BLACK ONYX METALLIC FLAGSHIP IMRON® GRAPHIC AND COCKPIT ACCENT STRIPING

280 SS - MORNING SAND METALLIC FLAGSHIP IMRON® GRAPHIC AND COCKPIT ACCENT STRIPING



280 SS - MORNING SAND DÉCOR WITH HIGH-GLOSS DEEP CHERRY CABINETRY, MOROCCO CORIAN® AND CHAMOIS ULTRALEATHER™

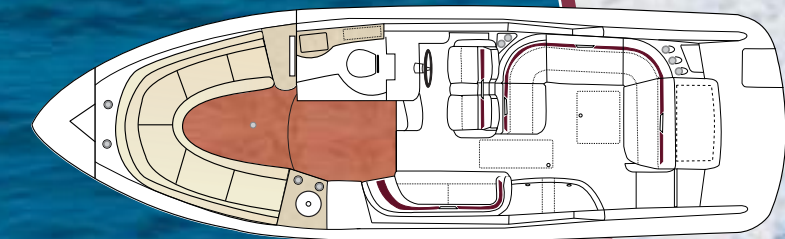


**310 SUN SPORT SPECIFICATIONS**

LOA	31' 0"	9.45 M
MAXIMUM BEAM	9' 6"	2.90 M
APPROXIMATE WEIGHT	9,750 LBS	4,423 KG
CABIN HEADROOM	5' 4"	1.63 M
FUEL CAPACITY	130 GAL	492 L
WATER CAPACITY	30 GAL	114 L
HOLDING TANK CAPACITY (OPT.)	36 GAL	136 L
BRIDGE CLEARANCE (LIGHT LOAD)	6' 0"	1.83 M
BRIDGE CLEARANCE W/ARCH	8' 8"	2.64 M
DRAFT	37"	.94 M
DEADRISE	22°	22°

SEE PAGE 37 FOR STANDARD AND AVAILABLE EQUIPMENT

# 310 SS



BLACK CHERRY METALLIC FLAGSHIP IMRON® GRAPHIC AND COCKPIT ACCENT STRIPING

BOATING MAGAZINE - 2006 "BEST BETS" AWARD



# 350 SS

## 350 SUN SPORT SPECIFICATIONS

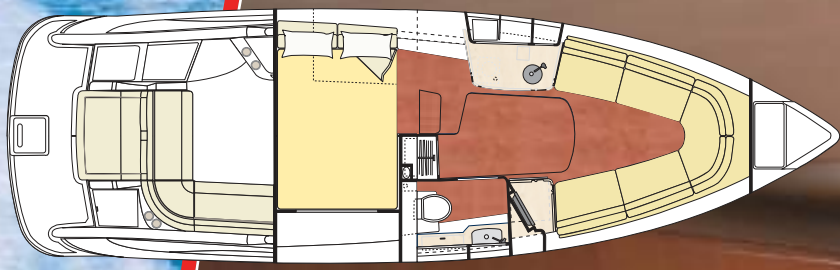
LOA	35'0"	10.67 M
MAXIMUM BEAM	10'9"	3.28 M
APPROXIMATE WEIGHT	12,950 LBS	5,874 KG
CABIN HEADROOM	5'10"	1.77 M
FUEL CAPACITY	175 GAL	662 L
WATER CAPACITY	30 GAL	113 L
HOLDING TANK CAPACITY	37 GAL	140 L
BRIDGE CLEARANCE (LIGHT LOAD)	6'10"	2.08 M
BRIDGE CLEARANCE W/ARCH	9'5"	2.87 M
DRAFT	39"	.99 M
DEADRISE	21°	21°

SEE PAGE 40 FOR STANDARD AND AVAILABLE EQUIPMENT



BLACK ONYX METALLIC FLAGSHIP ELITE IMRON® GRAPHIC AND COCKPIT ACCENT STRIPPING





# 350 SS



# 330 SS

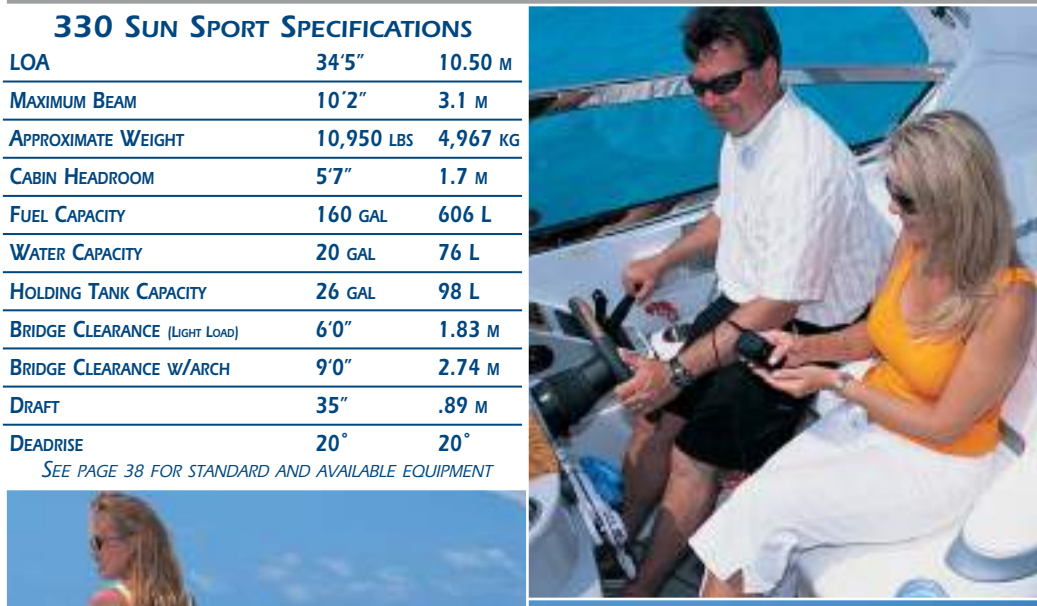
## 330 SUN SPORT SPECIFICATIONS

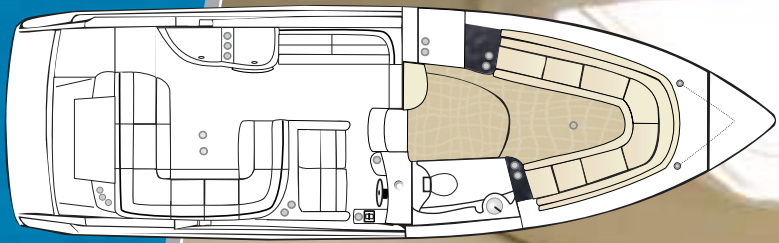
LOA	34'5"	10.50 M
MAXIMUM BEAM	10'2"	3.1 M
APPROXIMATE WEIGHT	10,950 LBS	4,967 KG
CABIN HEADROOM	5'7"	1.7 M
FUEL CAPACITY	160 GAL	606 L
WATER CAPACITY	20 GAL	76 L
HOLDING TANK CAPACITY	26 GAL	98 L
BRIDGE CLEARANCE (LIGHT LOAD)	6'0"	1.83 M
BRIDGE CLEARANCE W/ARCH	9'0"	2.74 M
DRAFT	35"	.89 M
DEADRISE	20°	20°

SEE PAGE 38 FOR STANDARD AND AVAILABLE EQUIPMENT



SILVER DIAMOND PEARL FLAGSHIP IMRON® GRAPHIC AND COCKPIT ACCENT STRIPING





330 SS



SAPPHIRE DÉCOR WITH HIGH-GLOSS DEEP CHERRY CABINETY, GRAVEL CORIAN® AND CHAMOIS ULTRALEATHER™

**370 SUPER SPORT SPECIFICATIONS**

LOA	38'6"	11.73 M
MAXIMUM BEAM	10'9"	3.28 M
APPROXIMATE WEIGHT	15,100 LBS	6,849 KG
CABIN HEADROOM	6'2"	1.88 M
FUEL CAPACITY	238 GAL	901 L
WATER CAPACITY	43 GAL	163 L
HOLDING TANK CAPACITY	50 GAL	189 L
BRIDGE CLEARANCE (LIGHT LOAD)	10'	3.05 M
DRAFT	36"	.91 M
DEADRISE	21°	21°

SEE PAGE 39-40 FOR STANDARD AND AVAILABLE EQUIPMENT

# 370 SS



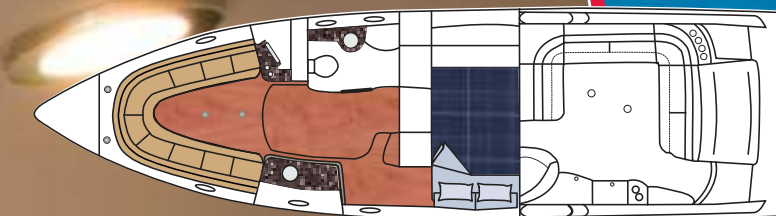
2004 AWARD FOR PRODUCT EXCELLENCE  
SPORT CRUISER OF THE YEAR



FLAGSHIP DESIGNER IMRON® GRAPHIC  
AVAILABLE WITH RALPH LAUREN FABRIC PACKAGE



# 370 SS



RALPH LAUREN FABRIC PACKAGE  
WITH HIGH-GLOSS DEEP CHERRY CABINETS,  
MOROCCO CORIAN® AND BUCKSKIN ULTRALEATHER™

# 400 SS

## 400 SUPER SPORT SPECIFICATIONS

LOA	41'6"	12.65 M
MAXIMUM BEAM	11'1"	3.35 M
APPROXIMATE WEIGHT (GAS/DIESEL)	16,100/17,100 LBS	7,303/7,756 KG
APPROX. WEIGHT W/HARDTOP (GAS/DIESEL)	17,100/18,100 LBS	7,756/8,210 KG
CABIN HEADROOM	6'2"	1.88 M
FUEL CAPACITY	250 GAL	946 L
WATER CAPACITY	50 GAL	189 L
HOLDING TANK CAPACITY	50 GAL	189 L
BRIDGE CLEARANCE (LIGHT LOAD) <small>W/MAST LIGHT</small>	11'6"	3.51 M
BRIDGE CLEARANCE (LIGHT LOAD) <small>W/FLAG &amp; MAST LIGHT</small>	11'6"	3.51 M
BRIDGE CLEARANCE (LIGHT LOAD) <small>W/HEADTOP, L&amp;T &amp; MAST LIGHT</small>	12'6"	3.81 M
DRAFT (GAS/DIESEL)	36"/40"	.91/1.02 M
DEADRISE	22°	22°

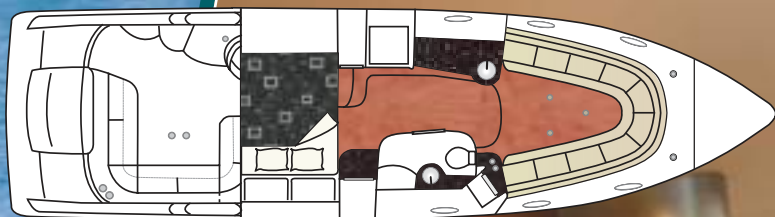
SEE PAGE 40 FOR STANDARD AND AVAILABLE EQUIPMENT



**Powerboat 2005**  
 2005 AWARD FOR PRODUCT EXCELLENCE  
 SPORT CRUISER OF THE YEAR

BLACK ONYX METALLIC FLAGSHIP GRAPHIC IMRON® AND COCKPIT ACCENT STRIPING





400 SS



GRAPHITE DÉCOR WITH HIGH-GLOSS DEEP CHERRY CABINTRY, GRAVEL CORIAN® AND CHAMOIS ULTRALEATHER™



## 240 BOWRIDER STANDARD EQUIPMENT

- 240 BOWRIDER EXTERIOR
- NMMA Certification
- 10-year Structural Warranty
- Transferable 5-Year Formula Guard® Limited Protection Plan
- Imron® graphic A or B w/cockpit accent striping
- Pressure-treated Perma Panel® structural hull matrix
- Foam-filled hull cavities
- Chemically bonded & thru-bolted deck-to-hull joint
- Heavy-duty PVC gunwale w/stainless steel insert
- Concealed fiberglass anchor locker w/316L stainless steel beach ladder
- Stainless steel hardware & 316L stainless steel welded rails
- Stainless steel fuel fill w/integral vent
- Tinted, tempered curved-glass windshield w/center walk-thru
- Windshield wiper
- Polished air horn
- 316L stainless steel transom grab rails & ski/wakeboard swivel-head rope mount
- Transom-mounted stereo remote control
- Transom-mounted outdrive switches
- Extended integrated swim platform w/concealed 316L stainless steel swim ladder & pull-up cleats
- Portside transom trunk storage

## 240 BOWRIDER COCKPIT

- Continuous molded cockpit liner
- Dash panels w/burl wood finish & brushed metallic finish
- Complete Livorsi® illuminated instrumentation, domed w/chrome bezels
- Dash panel-mounted Ritchie® compass
- Digital depth sounder
- Side-mount shift/throttle control w/trim switch
- Safety ignition stop switch w/tether
- Dino® tilt steering wheel w/burl & brushed metallic accents
- Bennett® trim tab switches & indicators
- Auxiliary 12V outlet
- Illuminated waterproof accessory rocker switches w/E-TA® circuit breakers
- Kenwood AM/FM/CD stereo w/high-power output, dash-mounted full-feature remote control, four 150W 6 1/2" marine-grade speakers w/polished stainless steel grilles & separate tweeters
- Six-month subscription to Sirius® Satellite digital broadcast
- iPod®/MP3 port
- Thirteen polished stainless steel drink holders
- Cockpit/swim platform blue/white LED courtesy lights w/hand-held remote control
- Weather-resistant cockpit seating featuring PreFix® coating, DriFast® foam & StarLite® XL synthetic marine panel construction
- Dual-position twin bucket seating
- L-shaped aft lounge seating w/Igloo® cooler below
- Aft-facing sun lounge—converts to full-length sun pad
- Removable cockpit table
- Molded wetbar w/stainless steel sink, Corian® countertop, concealed trash container, fire extinguisher & 316L stainless steel safety rail

- Demand water system
- Battery on/off switch
- In-floor ski & wakeboard storage
- Custom patterned cockpit carpet
- Bow & cockpit covers in color-coordinated non-fading Sunbrella® acrylic fabric w/SeaMark® vinyl undercoating

## 240 BOWRIDER HEAD COMPARTMENT

- Continuous molded liner
- Curved, one-piece locking door
- Portable head unit
- Carbon monoxide detector

## 240 BOWRIDER ENGINE ROOM

- Single engine installation
- Motorized hatch lift
- Courtesy lighting
- Fume detector
- Automatic fire extinguisher
- Thru-bolted engine mounts
- Remote oil filter
- Marine battery w/retainer
- Active & passive galvanic corrosion protection systems
- Bilge blowers
- Automatic bilge pump
- Polished stainless steel props

## 240 BOWRIDER AVAILABLE EQUIPMENT

- Imron Flagship graphic w/full hullside color
- Imron Flagship Elite graphic design
- Low maintenance teak-grain vinyl decking on swim platform
- Polished stainless steel windshield top frame
- Polished stainless steel bow docking lights
- Ski/wakeboard swivel-head rope pylon
- Custom polished 316L stainless steel sport arch w/mast light & wakeboard swivel-head rope mount
- VHF radio w/antenna
- Garmin® GPS navigational system w/color chart plotter (SmartCraft Mercury engine packages)
- SmartCraft™ instrumentation system (Mercury engine packages only)
- DTS (digital throttle & shift) control system w/SmartTow (SmartCraft Mercury engine packages)
- 200W cockpit subwoofer
- Bow seating filler cushions
- Transom shower
- 12V inflator for towable floats w/storage pouch
- Manual porcelain head unit w/10-gallon holding tank & dockside pumpout
- Gray water holding system
- Engine freshwater flush system
- Extra battery w/selector switch
- Captain's Call™ thru-transom exhaust diverter
- Bimini top in color-coordinated non-fading Sunbrella acrylic fabric w/SeaMark® vinyl undercoating
- Front & side curtains w/easy-mount zipper connectors & aft cockpit enclosure in color-coordinated non-fading Sunbrella acrylic fabric w/SeaMark® vinyl undercoating



## 260 BOWRIDER STANDARD EQUIPMENT

- 260 BOWRIDER EXTERIOR
- NMMA Yacht Certification
- 10-year Structural Warranty
- Transferable 5-Year Formula Guard® Limited Protection Plan
- Imron® graphic A or B w/cockpit accent striping
- Pressure-treated Perma Panel® structural hull matrix
- Foam-filled hull cavities
- Chemically bonded & thru-bolted deck-to-hull joint
- Heavy-duty PVC gunwale w/stainless steel insert
- Concealed fiberglass anchor locker
- Stainless steel hardware & 316L stainless steel welded rails
- Stainless steel fuel fill w/integral vent
- Two port lights w/screens
- Tinted, tempered curved-glass windshield w/center walk-thru
- Windshield wiper
- Polished air horn
- Ski/wakeboard swivel-head rope pylon
- Transom-mounted stereo remote control
- Transom-mounted outdrive switches
- Extended integrated swim platform w/concealed 316L stainless steel swim ladder
- Transom shower

## 260 BOWRIDER COCKPIT

- Continuous molded cockpit liner
- Dash panels w/burl wood finish & brushed metallic finish
- Complete Livorsi® illuminated instrumentation, domed w/chrome bezels
- Ritchie® compass
- Digital depth sounder
- Shift/throttle control w/trim switch
- Safety ignition stop switch w/tether
- Dino® tilt steering wheel w/burl & brushed metallic insets
- Bennett trim tab switches & indicators
- Auxiliary 12V outlet
- Illuminated waterproof accessory rocker switches w/E-TA® circuit breakers
- Kenwood AM/FM/CD stereo w/high-power output, changer control & four 150W 6 1/2" marine-grade speakers w/polished stainless steel grilles & separate tweeters
- Six-month subscription to Sirius® Satellite digital broadcast
- iPod®/MP3 port
- Thirteen polished stainless steel drink holders
- Cockpit/swim platform blue/white LED courtesy lights w/hand-held remote control
- Weather-resistant cockpit seating featuring PreFix® coating, DriFast® foam & StarLite® XL synthetic marine panel construction
- Twin command seating w/dual-position helm & companion seats
- Port lounge w/integrated storage
- Bow seating w/filler cushions
- Forward in-floor wakeboard storage
- Starboard storage locker
- U-shaped aft lounge seating w/storage
- Dual-height cockpit table w/filler cushion
- Molded wetbar w/integrated sink, Corian® countertop, concealed trash container, 17 1/2-quart Igloo® cooler & integral 316L stainless steel safety rail

- Demand water system
- Fire extinguisher
- Battery selector switch
- In-floor ski storage
- Concealed fender storage w/two fenders
- Custom patterned cockpit carpet
- Transom door
- Bimini top in color-coordinated non-fading Sunbrella® acrylic fabric w/SeaMark® vinyl undercoating
- Bow tonneau cover in color-coordinated non-fading Sunbrella acrylic fabric w/SeaMark vinyl undercoating
- Cockpit cover in color-coordinated non-fading Sunbrella acrylic fabric w/SeaMark vinyl undercoating

## 260 BOWRIDER HEAD COMPARTMENT

- Continuous molded liner
- Curved, one-piece locking door
- Portable head unit
- Carbon monoxide detector

- Single engine installation
- Motorized hatch lift
- Courtesy lighting
- Fume detector
- Automatic fire extinguisher
- Thru-bolted engine mounts
- Remote oil filter
- Two marine batteries w/retainers
- Active & passive galvanic corrosion protection systems
- Bilge blowers
- Automatic bilge pump
- Bennett® hydraulic trim tabs
- Stainless steel props

## 260 BOWRIDER AVAILABLE EQUIPMENT

- Imron Flagship graphic w/full hullside color
- Imron Flagship Elite graphic design
- Low maintenance teak-grain vinyl decking on swim platform
- Polished stainless steel bow docking lights
- Polished stainless steel windshield frame
- Custom polished 316L stainless steel sport arch w/mast light & ski tow eye
- VHF radio w/antenna
- SmartCraft™ instrumentation system (Mercury engine packages only)
- DTS (digital throttle & shift) control system w/SmartTow (SmartCraft Mercury engine packages)
- 200W cockpit subwoofer
- 12V inflator for towable floats w/storage pouch
- Manual porcelain head unit w/18-gallon holding tank & dockside pumpout
- Gray water holding system
- Engine freshwater flush system
- Captain's Call™ thru-transom exhaust diverter
- Twin command seating w/dual-position helm & companion seats
- Port lounge w/integrated storage
- Bow seating w/filler cushions
- Forward in-floor wakeboard storage
- Starboard storage locker
- U-shaped aft lounge seating w/storage
- Dual-height cockpit table w/filler cushion
- Molded wetbar w/integrated sink, Corian® countertop, concealed trash container, 17 1/2-quart Igloo® cooler & integral 316L stainless steel safety rail



## 260 SUN SPORT STANDARD EQUIPMENT

- 260 SUN SPORT EXTERIOR
- NMMA Yacht Certification
- 10-year Structural Warranty
- Transferable 5-Year Formula Guard® Limited Protection Plan
- Imron® graphic A or B w/cockpit accent striping
- Pressure-treated Perma Panel® structural hull matrix
- Foam-filled hull cavities
- Chemically bonded & thru-bolted deck-to-hull joint
- Heavy-duty PVC gunwale w/stainless steel insert
- Concealed fiberglass anchor locker
- Stainless steel hardware & 316L stainless steel welded rails
- Stainless steel fuel fill w/integral vent
- Polished Bomar® cabin venting hatch w/screen
- Two port lights w/screens
- Nonskid foredeck center walkway
- Windshield wiper
- Polished air horn
- Ski/wakeboard swivel-head rope pylon
- Transom-mounted stereo remote control
- Transom-mounted outdrive switches
- Extended integrated swim platform w/concealed 316L stainless steel swim ladder
- Transom shower

## 260 SUN SPORT COCKPIT

- Continuous molded deck & cockpit liner
- Molded in-dash deck access steps w/316L stainless steel handrail
- Dash panels w/burl wood finish & brushed metallic finish
- Complete Livorsi® illuminated instrumentation, domed w/chrome bezels
- Ritchie® compass
- Digital depth sounder
- Shift/throttle control w/trim switch
- Safety ignition stop switch w/tether
- Dino® tilt steering wheel w/burl & brushed metallic insets
- Bennett trim tab switches & indicators
- Auxiliary 12V outlet
- Illuminated waterproof accessory rocker switches w/E-TA® circuit breakers
- Kenwood AM/FM/CD stereo w/high-power output, changer control & four 150W 6 1/2" marine-grade speakers w/polished stainless steel grilles & separate tweeters
- Six-month subscription to Sirius® Satellite digital broadcast
- iPod®/MP3 port
- Nine polished stainless steel drink holders
- Cockpit/swim platform blue/white LED courtesy lights w/hand-held remote control
- Weather-resistant cockpit seating featuring PreFix® coating, DriFast® foam & StarLite® XL synthetic marine panel construction
- Twin command seating w/dual-position helm & companion seats
- Port lounge w/integrated storage
- U-shaped aft lounge seating w/storage
- Dual-height cockpit table w/filler cushion
- Molded wetbar w/integrated sink, Corian® countertop, concealed trash container, 17 1/2-quart Igloo® cooler & integral 316L stainless steel safety rail

## 260 SUN SPORT AVAILABLE EQUIPMENT

- Imron Flagship graphic w/full hullside color
- Imron Flagship Elite graphic design
- Low maintenance teak-grain vinyl decking on swim platform
- Polished stainless steel bow docking lights
- Polished stainless steel windshield frame
- Custom polished 316L stainless steel sport arch w/mast light & ski tow eye
- VHF radio w/antenna
- SmartCraft™ instrumentation system (Mercury engine packages only)
- DTS (digital throttle & shift) control system w/SmartTow (SmartCraft Mercury engine packages)
- 200W cockpit subwoofer
- 12V inflator for towable floats w/storage pouch
- Manual porcelain head unit w/18-gallon holding tank & dockside pumpout
- Gray water holding system
- Engine freshwater flush system
- Captain's Call™ thru-transom exhaust diverter
- Twin command seating w/dual-position helm & companion seats
- Port lounge w/integrated storage
- U-shaped aft lounge seating w/storage
- Dual-height cockpit table w/filler cushion
- Molded wetbar w/integrated sink, Corian® countertop, concealed trash container, 17 1/2-quart Igloo® cooler & integral 316L stainless steel safety rail

- Demand water system
- Fire extinguisher
- Battery selector switch
- In-floor ski storage
- Concealed fender storage w/two fenders
- Custom patterned cockpit carpet
- Transom door
- Bimini top & aft canopy in color-coordinated non-fading Sunbrella® acrylic fabric w/SeaMark® vinyl undercoating
- Heavy-duty PVC gunwale w/stainless steel insert
- Concealed fiberglass anchor locker
- Stainless steel hardware & 316L stainless steel welded rails
- Stainless steel fuel fill w/integral vent
- Polished Bomar® cabin venting hatch w/screen
- Two port lights w/screens
- Nonskid foredeck center walkway
- Windshield wiper
- Polished air horn
- Ski/wakeboard swivel-head rope pylon
- Transom-mounted stereo remote control
- Transom-mounted outdrive switches
- Extended integrated swim platform w/concealed 316L stainless steel swim ladder
- Transom shower

## 260 SUN SPORT CABIN

- Sliding/locking cabin door
- Cherry woodgrain-finish entry steps
- Custom patterned carpet
- UltraLeather™ U-shaped forward dinette lounge/double berth w/table & filler cushion
- Custom décor pillows & draperies
- Two 150W 6 1/2" 2-way marine-grade speakers
- Concealed portable head unit
- Carbon monoxide detector

## 260 SUN SPORT ENGINE ROOM

- Single engine installation
- Motorized hatch lift
- Courtesy lighting
- Fume detector
- Automatic fire extinguisher
- Thru-bolted engine mounts
- Remote oil filter
- Two marine batteries w/retainers
- Active & passive galvanic corrosion protection systems
- Bilge blowers
- Automatic bilge pump
- Bennett® hydraulic trim tabs
- Stainless steel props

## 260 SUN SPORT AVAILABLE EQUIPMENT

- Imron Flagship graphic w/full hullside color
- Imron Flagship Elite graphic design
- Low maintenance teak-grain vinyl decking on swim platform
- Offshore bow rail
- Polished stainless steel bow docking lights
- Polished stainless steel windshield frame
- Custom polished 316L stainless steel sport arch w/mast light & ski tow eye
- VHF radio w/antenna
- SmartCraft™ instrumentation system (Mercury engine packages only)
- DTS (digital throttle & shift) control system w/SmartTow (SmartCraft Mercury engine packages)
- 200W cockpit subwoofer
- 9" widescreen ceiling-mounted flip-down LCD monitor/DVD player w/gameports, memory stick reader and headphones
- 12V inflator for towable floats w/storage pouch
- Manual porcelain head unit w/18-gallon holding tank & dockside pumpout
- Manual porcelain head unit w/18-gallon holding tank & dockside pumpout
- Gray water holding system
- Engine freshwater flush system
- Captain's Call™ thru-transom exhaust diverter
- Front & side curtains w/easy-mount zipper connectors & aft cockpit enclosure in color-coordinated non-fading Sunbrella acrylic fabric w/SeaMark® vinyl undercoating



## 280 BR/SUN SPORT STANDARD EQUIPMENT

- 280 BR/SUN SPORT EXTERIOR
- NMMA Yacht Certification
- 10-year Structural Warranty
- Transferable 5-Year Formula Guard® Limited Protection Plan
- Imron® graphic A or B w/cockpit accent striping
- Pressure-treated Perma Panel® structural hull matrix
- Foam-filled hull cavities
- Chemically bonded & thru-bolted deck-to-hull joint
- Heavy-duty PVC gunwale w/stainless steel insert
- Concealed fiberglass anchor locker
- Stainless steel hardware & 316L stainless steel welded rails
- Stainless steel fuel fill w/integral vent
- Polished Bomar® cabin venting hatch w/screen (Sun Sport)
- Two port lights w/screens
- Nonskid foredeck center walkway (Sun Sport)
- Tinted, tempered curved-glass windshield w/center walk-thru
- Windshield wiper
- Polished air horn
- 316L stainless steel transom grab rail & ski tow eye
- Transom-mounted stereo remote control
- Transom-mounted outdrive switches
- Extended integrated swim platform w/concealed 316L stainless steel swim ladder
- Transom shower

## 280 BR/SUN SPORT COCKPIT

- Continuous molded deck & cockpit liner
- Molded in-dash deck access steps w/316L stainless steel handrail (Sun Sport)
- Dash panels w/burl wood finish & brushed metallic finish
- Complete Livorsi® illuminated instrumentation, domed w/chrome bezels
- Ritchie® compass
- Digital depth sounder
- Livorsi chromed shifters/throttles w/in-handle trim switch
- Safety ignition stop switches w/tethers
- Dino® tilt steering wheel w/burl & brushed metallic insets
- Auxiliary 12V outlet
- Bennett trim tab switches & indicators
- Fingertip outdrive trim switches
- Illuminated waterproof accessory rocker switches w/E-TA® circuit breakers
- Kenwood AM/FM/CD stereo w/high-power output & changer control (Bowrider)
- Two 150W 6 1/2" marine-grade speakers w/polished stainless steel grilles & separate tweeters
- iPod®/MP3 port
- Six-month subscription to Sirius® Satellite digital broadcast
- Eleven polished stainless steel drink holders (Sun Sport)
- Thirteen polished stainless steel windshields (Bowrider)
- Cockpit/swim platform blue/white LED courtesy lights w/hand-held remote control
- Weather-resistant cockpit seating featuring PreFix® coating, DriFast® foam & StarLite® XL synthetic marine panel construction
- Twin command seating w/dual-position helm & companion seats
- Port lounge w/integrated dive tank storage
- U-shaped aft lounge seating w/storage
- Dual-height cockpit tables w/filler cushions
- Bow seating w/filler cushions (Bowrider)
- Forward in-floor wakeboard storage w/automatic bilge pump (Bowrider)
- Starboard storage locker (Bowrider)
- Molded wetbar w/integrated sink, Corian® countertop, 54-quart Igloo® cooler, trash container & integral 316L stainless steel safety rail
- Demand water system
- Fire extinguisher
- Disconnect switches for auxiliary & starting batteries
- In-floor ski storage
- Concealed fender storage w/two fenders
- Custom patterned cockpit carpet
- Pneumatic-assist transom door
- Bimini top & aft canopy in color-coordinated non-fading Sunbrella® acrylic fabric w/SeaMark® vinyl undercoating
- Cockpit cover in color-coordinated non-fading Sunbrella acrylic fabric w/SeaMark vinyl undercoating

## 280 BR/SUN SPORT AVAILABLE EQUIPMENT

- Imron Flagship graphic w/full hullside color
- Imron Flagship Elite graphic design
- Low maintenance teak-grain vinyl decking on swim platform
- 5,000 BTU reverse cycle air conditioner w/digital climate control (Sun Sport)
- Electric windlass w/chain counter, 75' chain & polished stainless steel anchor (Sun Sport)
- Offshore bow rail (Sun Sport)
- Polished stainless steel bow docking lights
- Polished stainless steel windshield frame
- Radar arch w/mast light and polished stainless steel windshield frame (and offshore bow rail on Sun Sport)
- 120V shorepower w/galvanic isolator & monitor, 50-amp battery charger, 30-amp cord, transom hookup & 120V GFCI outlet
- VHF radio w/antenna
- Garmin® GPS navigational system w/color chart plotter
- SmartCraft™ instrumentation system (Mercury engine packages only)
- DTS (digital throttle & shift) control system (SmartCraft Mercury engine packages)
- 15" LCD HDTV/monitor/DVD combo player w/antenna & cable connection (Sun Sport)
- Dual-height cockpit tables w/filler cushions
- Kenwood 720W stereo amplification, 10-disc CD changer, iPod docking station & 200W cockpit subwoofer
- Cockpit alcohol stove
- 120V/12V pullout refrigerator w/stainless steel front and beverage racks
- Microwave oven (Sun Sport)
- 12V inflator for towable floats w/storage pouch
- Manual porcelain head unit w/26-gallon holding tank & dockside pumpout
- Manual porcelain head unit w/26-gallon holding tank & dockside pumpout
- VacuFlush unit w/26-gallon holding tank & Y-valve for macerator discharge or dockside pumpout
- Gray water holding system
- Engine freshwater flush system
- Captain's Call™ thru-transom exhaust diverter
- Front & side curtains w/easy-mount zipper connectors & aft cockpit enclosure in color-coordinated non-fading Sunbrella acrylic fabric w/SeaMark vinyl undercoating

- 280 SUN SPORT CABIN
- Sliding/locking cabin door
- Custom patterned carpet
- Cherry woodgrain-finish entry steps
- UltraLeather™ U-shaped forward dinette lounge/double berth w/high-gloss, solid wood table & filler cushions
- Custom décor pillows & draperies
- Entertainment center in high gloss Deep Cherry finish w/storage & full Corian countertop
- Kenwood AM/FM/CD stereo w/high-power output, changer control & two 150W 6 1/2" 2-way marine-grade speakers
- Hanging locker
- Private head compartment w/portable unit, molded vanity & stainless steel sink
- Fire extinguisher
- Carbon monoxide detector

## 280 BR HEAD COMPARTMENT

- Continuous molded liner
- Curved, one-piece locking door
- Portable head unit
- Molded vanity w/stainless steel sink
- Carbon monoxide detector

## 280 BR/SUN SPORT AVAILABLE EQUIPMENT

- Imron Flagship graphic w/full hullside color
- Imron Flagship Elite graphic design
- Low maintenance teak-grain vinyl decking on swim platform
- 5,000 BTU reverse cycle air conditioner w/digital climate control (Sun Sport)
- Electric windlass w/chain counter, 75' chain & polished stainless steel anchor (Sun Sport)
- Offshore bow rail (Sun Sport)
- Polished stainless steel bow docking lights
- Polished stainless steel windshield frame
- Radar arch w/mast light and polished stainless steel windshield frame (and offshore bow rail on Sun Sport)
- 120V shorepower w/galvanic isolator & monitor, 50-amp battery charger, 30-amp cord, transom hookup & 120V GFCI outlet
- VHF radio w/antenna
- Garmin® GPS navigational system w/color chart plotter
- SmartCraft™ instrumentation system (Mercury engine packages only)
- DTS (digital throttle & shift) control system (SmartCraft Mercury engine packages)
- 15" LCD HDTV/monitor/DVD combo player w/antenna & cable connection (Sun Sport)
- Dual-height cockpit tables w/filler cushions
- Kenwood 720W stereo amplification, 10-disc CD changer, iPod docking station & 200W cockpit subwoofer
- Cockpit alcohol stove
- 120V/12V pullout refrigerator w/stainless steel front and beverage racks
- Microwave oven (Sun Sport)
- 12V inflator for towable floats w/storage pouch
- Manual porcelain head unit w/26-gallon holding tank & dockside pumpout
- Manual porcelain head unit w/26-gallon holding tank & dockside pumpout
- VacuFlush unit w/26-gallon holding tank & Y-valve for macerator discharge or dockside pumpout
- Gray water holding system
- Engine freshwater flush system
- Captain's Call™ thru-transom exhaust diverter
- Front & side curtains w/easy-mount zipper connectors & aft cockpit enclosure in color-coordinated non-fading Sunbrella acrylic fabric w/SeaMark vinyl undercoating





### 350 SUN SPORT STANDARD EQUIPMENT

- 350 SUN SPORT EXTERIOR**
- NMMA Yacht Certification
- 10-year Structural Warranty
- Transferable 5-Year Formula Guard® Limited Protection Plan
- Imron® graphic A or B w/cockpit accent striping
- Pressure-treated Perma Panel® structural hull matrix
- Chemically bonded & thru-bolted deck-to-hull joint
- Heavy-duty PVC gunwale w/stainless steel insert
- Stainless steel hardware & 316L stainless steel welded rails
- Stainless steel fuel fills w/integral vents
- Polished stainless steel vent trim
- Two polished Bomar® cabin venting hatches w/screens
- Stainless steel hardware & 316L stainless steel welded handrails
- Four polished stainless steel port lights w/screens
- Nonskid foredeck center walkway
- Continuous tempered curved-glass windshield w/stainless steel top frame & center walk-thru
- Windshield wiper
- Polished air horn
- Transom-mounted stereo remote control
- Swim platform w/concealed 316L stainless steel swim ladder & pull-up cleats
- Transom shower w/hot & cold controls
- 120V shorepower w/galvanic isolator & monitor, & two 30-amp cords
- Polished stainless steel shorepower & cable TV & telephone hookups, & chromed city water inlet

### 350 SUN SPORT COCKPIT

- Continuous molded deck & cockpit liner
- Molded in-dash deck access steps w/316L stainless steel handrail
- Dash panels w/burl wood finish & brushed metallic finish
- Complete Livorsi® illuminated instrumentation, domed w/chrome bezels
- Ritchie® compass
- Raymarine ST-60 display digital depth sounder
- Livorsi chromed shifters/throttles w/in-handle trim switch
- Safety ignition stop switches w/tethers
- Dino™ tilt steering wheel w/burl & brushed metallic insets
- Dash locker
- Auxiliary 12V outlet
- Bennett trim tab switches & indicators
- Fingertip outdrive trim switches
- Illuminated waterproof accessory rocker switches w/E-TA® circuit breakers
- Dash-mounted full-feature stereo remote control
- Six 150W 6 1/2" marine-grade speakers w/polished stainless steel grilles & separate tweeters
- iPod™/MP3 port
- Fifteen polished stainless steel drink holders
- Cockpit/swim platform blue/white LED courtesy lights w/hand-held remote control
- Integral 316L stainless steel safety rails
- Weather-resistant cockpit seating featuring PreFix® coating, DriFast® foam & StarLite® XL synthetic marine panel construction
- Twin command seating w/dual-position helm & companion seats
- U-shaped aft lounge seating w/storage
- Aft-facing sun lounge—converts to full-length sun pad
- Cockpit table w/four polished drink holders
- Molded wetbar w/integrated sink, Corian® countertop, 36-quart Igloo® cooler, trash container & integral 316L stainless steel safety rail
- Fire extinguisher
- Disconnect switches for auxiliary & starting batteries
- Battery parallel emergency switch
- Custom patterned cockpit carpet
- Pneumatic-assist transom door
- Bimini top & aft canopy in color-coordinated non-fading Sunbrella® acrylic fabric w/SeaMark™ vinyl undercoating
- Cockpit cover in color-coordinated non-fading Sunbrella acrylic fabric w/SeaMark vinyl undercoating

### 350 SUN SPORT CABIN

- Sliding/locking cabin door w/screen
- Custom patterned carpet

- Cherry woodgrain-finish entry steps
- Curved Ultraleather™ sofa seating w/dual-height, high-gloss solid wood dining table & filler cushions
- Custom décor pillows & draperies
- Complete galley in Deep Cherry high-gloss finish w/storage and hardwood dovetailed drawers, full Corian countertop, polished stainless steel sink, concealed electric stove w/safety shut-off switch, microwave oven & concealed in-counter trash container
- Entertainment center in high-gloss Deep Cherry finish w/Corian countertop, polished stainless steel 120V/12V refrigerator, 120V & 12V electrical panels
- Kenwood® AM/FM/CD stereo w/high power output & two 150W 6 1/2" 2-way marine-grade speakers
- Hanging locker
- Six-month subscription to Sirius™ Satellite digital broadcast
- Aft cabin stateroom/full-size berth w/Sensus® memory foam mattress & full-width storage
- Demand water system
- 120V water heater w/heat exchanger
- Molded head compartment w/VacuFlush head unit, 26-gallon holding tank & dockside pumpout, molded vanity, custom-molded sink, Corian countertop, retractable shower head & exhaust fan
- Fire extinguisher
- Automatic cabin bilge pump w/high water alarm
- Carbon monoxide detector



### 350 SUN SPORT ENGINE ROOM

- Twin engine installation
- Motorized hatch lift
- Courtesy lighting
- Fume detector
- Automatic fire extinguisher
- Thru-bolted engine mounts
- Starting axillary marine batteries w/retainers
- 60-amp battery charger
- Active & passive galvanic corrosion protection systems
- Low-noise bilge blowers
- Automatic bilge pump
- Bilge high water alarm
- Bennett® hydraulic trim tabs
- External stainless steel tie bar
- Stainless steel props

### 350 SUN SPORT AVAILABLE EQUIPMENT

- Imron Flagship graphic w/full hullside color
- Imron Flagship Elite graphic design
- Flagship Designer graphic — available w/Ralph Lauren Fabric package
- Ralph Lauren Fabric package w/custom quilted bedspread, pillow shams, bed linens & towels
- American Cherry woodgrain-finish cabin flooring
- Low maintenance teak-grain vinyl decking on swim platform
- Low maintenance teak-grain vinyl decking on swim platform & full cockpit
- Custom quilted bedspread w/matching pillow shams
- 16,000 BTU reverse cycle air conditioner w/digital climate control
- Kenwood AM/FM/CD stereo w/changer control, dash-mounted full-feature remote control, 720W amplification, 10-disc CD changer, iPod docking station & 200W cockpit subwoofer
- Entertainment group w/remote control 26" LCD HDTV/DVD combo, antenna, phone, & dockside access cords for cable TV & phone
- Entertainment group w/remote control 26" LCD HDTV/DVD combo & antenna, phone & dockside access cords for cable TV & phone, aft cabin remote control 15" LCD HDTV/DVD combo
- 12V inflator for towable floats w/storage pouch
- VacuFlush® unit w/holding tank & Y-valve for macerator discharge
- Gray water holding system
- Electric windlass w/chain counter, 75' chain & polished stainless steel anchor
- Remote-control spotlight
- Stainless steel bow docking lights
- Three blue LED underwater lights
- Radar arch w/mast light
- VHF radio w/antenna
- Volvo Helm View™ engine monitor/chartplotter
- Garmin® GPS navigational system w/color chart plotter
- Sirius Satellite Radio Marine Weather reception — requires Raymarine E-Series navigational system & Sirius service contract
- Raymarine GPS navigational system w/E80 color chart plotter
- SmartCraft™ instrumentation w/VesselView™ monitor
- DTS [digital throttle & shift] control system [SmartCraft Mercury engine packages]
- Engine freshwater flush system
- 120V/12V pullout refrigerator w/stainless steel front and beverage racks
- 7.3 KW/120V Kohler® low-CO emissions gas generator w/battery
- Captain's Call™ thru-transom exhaust diverter
- Front & side curtains w/easy-mount zipper connectors & aft cockpit enclosure in color-coordinated non-fading Sunbrella acrylic fabric w/SeaMark vinyl undercoating



### 370 SUPER SPORT STANDARD EQUIPMENT

- 370 SUPER SPORT EXTERIOR**
- NMMA Yacht Certification
- 10-year Structural Warranty
- Transferable 5-Year Formula Guard® Limited Protection Plan
- Imron® Standard graphic & cockpit accent striping
- FAS™Tech® hull
- Foam-filled continuous molded structural grid
- Chemically bonded & thru-bolted deck-to-hull joint
- Heavy-duty PVC gunwale w/stainless steel insert
- Concealed electric windlass w/chain counter, 150' chain, & polished stainless steel anchor
- Stainless steel hardware & 316L stainless steel welded rails
- Stainless steel fuel fills w/integral vents
- Polished stainless steel vent trim
- Four polished Bomar® cabin venting hatches w/screens
- Six polished stainless steel port lights w/screens
- Nonskid foredeck center walkway
- Tinted, tempered curved-glass windshield w/center walk-thru & polished stainless steel frame
- Windshield wipers
- Radar arch w/mast light
- Polished air horn
- Transom-mounted stereo remote control
- Extended integrated swim platform w/concealed 316L stainless steel swim ladder & pull-up cleats
- Transom shower w/hot & cold controls
- Molded transom trunk w/pneumatic lifts, fender rack & four fenders, line storage & integrated table & cushion storage
- 120V shorepower w/galvanic isolator & monitor, & two 30-amp cords
- Polished stainless steel shorepower & cable TV & telephone hookups, & chromed city water inlet



### 370 SUPER SPORT COCKPIT

- Continuous molded deck & cockpit liner
- Molded in-dash deck access steps w/316L stainless steel handrail
- Dash panels w/burl wood finish & brushed metallic finish
- Complete Livorsi® illuminated instrumentation, domed w/chrome bezels
- Ritchie® compass
- Raymarine™ digital depth sounder
- Raymarine ST-60 digital depth display
- Livorsi chromed shifters/throttles w/in-handle trim switch
- Safety ignition stop switches w/tethers
- Dino™ tilt steering wheel w/genuine mahogany & leather
- Dash locker
- Auxiliary 12V outlet
- Bennett trim tab switches & indicators
- Fingertip outdrive trim switches
- Illuminated waterproof accessory rocker switches w/E-TA® circuit breakers
- Dash-mounted full-feature stereo remote control
- Four 150W arch-mounted 6 1/2" marine-grade speakers w/polished stainless steel grilles & separate tweeters & 200W subwoofer
- iPod™/MP3 port
- Twelve polished stainless steel drink holders
- Cockpit/swim platform blue/white LED courtesy lights w/hand-held remote control
- Integral 316L stainless steel safety rails
- Weather-resistant cockpit seating featuring PreFix® coating, DriFast® foam & StarLite® XL synthetic marine panel construction
- Twin command seating w/dual-position helm & companion seats
- Port lounge
- U-shaped aft lounge seating w/storage
- Aft sun lounge package w/two dual-height tables & sun pad inserts
- Two custom Sunbrella® cockpit pillows
- Molded wetbar w/integrated sink, Corian® countertop, 120V/12V pullout refrigerator w/stainless steel front and beverage racks, 17 1/2" - quart Igloo® cooler, in-counter trash container & 120V GFCI outlet
- Fire extinguisher
- Disconnect switches for auxiliary & starting batteries
- Battery parallel emergency switch
- Custom patterned cockpit carpet
- Pneumatic-assist transom door
- Bimini top, front & side curtains w/easy-mount zipper connectors & extended aft cockpit enclosure in color-coordinated non-fading Sunbrella acrylic fabric w/SeaMark™ vinyl undercoating
- Cockpit cover in color-coordinated non-fading Sunbrella acrylic fabric w/SeaMark vinyl undercoating

- 370 SUPER SPORT CABIN**
- Sliding/locking cabin door
- Custom patterned carpet
- Cherry woodgrain-finish entry steps
- Curved Ultraleather™ sofa seating w/dual-height, high-gloss solid wood dining tables & filler cushions
- Custom décor pillows & draperies
- In-floor dining table/filler cushion storage
- Entertainment center in high-gloss Deep Cherry finish w/Corian countertop & 26" LCD HDTV/DVD combo player w/dockside access cord
- 16,000 BTU reverse cycle air conditioner w/digital climate control
- 120V & 12V electrical panels
- Hanging locker w/automatic light
- Concealed 120V/12V refrigerator
- Kenwood AM/FM/CD stereo w/changer control, dash-mounted full-feature remote control, 720W amplification, 10-disc CD changer & iPod docking station
- Six-month subscription to Sirius™ Satellite digital broadcast
- Two 150W 6 1/2" 2-way marine-grade speakers
- Aft cabin stateroom/queen-size berth w/Sensus® memory foam mattress, full-width storage, cable TV receptacle, phone jack & 120V & 12V outlets
- Individual reading lights
- Complete galley in high-gloss Deep Cherry finish w/storage & hardwood dovetailed drawers, full Corian countertop, polished stainless steel sink, concealed electric stove w/safety shut-off switch, microwave oven & concealed trash container
- Demand water system
- Water level gauge
- 120V water heater w/heat exchanger
- Molded private head compartment w/molded vanity w/lower doors in high-gloss Deep Cherry finish, Corian countertop, polished stainless steel sink w/swivel faucet, porcelain Flush and Forget® VacuFlush® head unit w/holding tank & dockside pumpout, separate shower area w/molded-in seat & exhaust fan
- Built-in WalVac® sweeper system
- Fire extinguisher
- Cabin bilge pump w/high water alarm
- Carbon monoxide detectors



### 370 SUPER SPORT ENGINE ROOM

- Twin engine installation
- Motorized hatch lift
- Courtesy lighting
- Fume detector
- Automatic fire extinguisher
- Thru-bolted engine mounts
- Starting marine batteries w/retainers
- 80-amp battery charger
- Active & passive galvanic corrosion protection systems
- Low-noise rotary bilge blowers
- Two automatic bilge pumps
- Bilge high water alarm
- Bennett® hydraulic trim tabs
- External stainless steel tie bar
- 7.3 KW/120V Kohler® low-CO emissions gas generator w/battery or 7.6 KW/120V Westerbeke™ diesel generator w/sound shield & battery
- Stainless steel water inlet

### 370 SUPER SPORT AVAILABLE EQUIPMENT

- Imron Flagship graphic w/full hullside color
- Imron Flagship Elite graphic design
- Flagship Designer graphic—available w/Ralph Lauren Fabric package
- Ralph Lauren Fabric package w/custom quilted bedspread, pillow shams, bed linens & towels
- American Cherry woodgrain-finish cabin flooring
- Low maintenance teak-grain vinyl decking on swim platform
- Low maintenance teak-grain vinyl decking on swim platform & full cockpit
- Custom quilted bedspread w/matching pillow shams
- Bed linens & towels
- 15" LCD HDTV/monitor/DVD combo player for aft cabin entertainment module
- Stainless steel security safe
- VacuFlush unit for macerator discharge or dockside pumpout
- Gray water holding system
- Concealed quick-disconnect coiled-hose freshwater anchor/transom wash-down system
- SeaKey™ Volvo Penta satellite communication/boat data/security system
- Remote-control halogen searchlight
- Stainless steel bow docking lights
- Three blue LED underwater lights
- VHF radio w/antenna
- Volvo Helm View™ engine monitor/chartplotter
- Sirius Satellite Radio Marine Weather reception — requires Raymarine E-Series navigational system & Sirius service contract
- Raymarine GPS navigational system w/E80 color chart plotter
- Raymarine GPS navigational system w/24" dome-array radar & E80 color radar display/chart plotter
- Raymarine GPS navigational system w/RayPilot ST6002, 24" dome-array radar & E80 color radar display/chart plotter
- SmartCraft™ instrumentation w/VesselView™ monitor
- DTS [digital throttle & shift] control system [SmartCraft Mercury engine packages]
- Captain's Call™ thru-transom exhaust diverter
- Engine freshwater flush system



### 400 SUPER SPORT STANDARD EQUIPMENT

- 400 SUPER SPORT EXTERIOR**
- NMMA Yacht Certification
- 10-year Structural Warranty
- Transferable 5-Year Formula Guard® Limited Protection Plan
- Imron® Standard graphic & cockpit accent striping
- FAS™Tech® hull
- Foam-filled continuous molded structural grid
- Chemically bonded & thru-bolted deck-to-hull joint
- Heavy-duty PVC gunwale w/stainless steel insert
- Concealed electric windlass w/chain counter, 150' chain, polished stainless steel anchor & yacht-design thru-hull anchor stowage/release
- Remote-control halogen searchlight
- Stainless steel hardware & 316L stainless steel welded rails
- Stainless steel fuel fills w/integral vents
- Polished stainless steel vent trim
- Four custom polished Bomar® gull-wing cabin venting hatches w/screens
- Six polished stainless steel port lights w/screens
- Nonskid foredeck center walkway
- Tinted, tempered curved-glass windshield w/center walk-thru & polished stainless steel frame
- Windshield wipers
- Radar arch w/integrated flag staff/mast light
- Polished air horn
- Transom-mounted stereo remote control
- Extended integrated swim platform w/concealed 316L stainless steel swim ladder & pull-up cleats
- Transom shower w/hot & cold controls
- Molded transom trunk w/pneumatic lifts, fender rack & four fenders, line storage & integrated table & cushion storage
- 120V shorepower w/galvanic isolator & monitor & two 30-amp cords
- Polished stainless steel shorepower & cable TV & telephone hookups, & chromed city water inlet

### 400 SUPER SPORT COCKPIT

- Continuous molded deck & cockpit liner
- Molded in-dash deck access steps w/316L stainless steel handrail
- Dash panels w/burl wood finish & brushed metallic finish
- Complete Livorsi® illuminated instrumentation, domed w/chrome bezels
- Ritchie® compass
- Raymarine ST-60 display digital depth sounder
- Livorsi chromed shifters/throttles w/in-handle trim switch
- Safety ignition stop switches w/tethers
- Dino™ tilt steering wheel w/genuine mahogany & leather
- Dash locker
- Auxiliary 12V outlet
- Bennett trim tab switches & indicators
- Fingertip outdrive trim switches
- Illuminated waterproof accessory rocker switches w/E-TA® circuit breakers
- Dash-mounted full-feature stereo remote control
- Six 150W 6 1/2" marine-grade speakers w/polished stainless steel grilles & separate tweeters, 300W amplification & 200W subwoofer
- iPod™/MP3 port
- Twelve polished stainless steel drink holders
- Cockpit/swim platform blue/white LED courtesy lights w/hand-held remote control
- Integral 316L stainless steel safety rails
- Weather-resistant cockpit seating featuring PreFix® coating, DriFast® foam & StarLite® XL synthetic marine panel construction
- Twin command seating w/dual-position helm & companion seats
- Port lounge w/integrated storage
- U-shaped aft lounge seating w/storage
- Aft sun lounge package w/two dual-height tables & sun pad inserts
- Two custom Sunbrella® cockpit pillows
- Molded wetbar w/Corian® countertop, 120V/12V pullout refrigerator w/stainless steel front and beverage racks, two 17 1/2" - quart Igloo® coolers, in-counter trash container & 120V GFCI outlet
- Fire extinguisher
- Disconnect switches for auxiliary & starting batteries
- Battery parallel emergency switch
- Custom patterned cockpit carpet
- Pneumatic-assist transom door
- Bimini top, front & side curtains w/easy-mount zipper connectors & extended aft cockpit enclosure in color-coordinated non-fading Sunbrella acrylic fabric w/SeaMark™ vinyl undercoating
- Cockpit cover in color-coordinated non-fading Sunbrella acrylic fabric w/SeaMark vinyl undercoating



- Accent lighting
- Curved Ultraleather™ sofa seating w/dual-height high-gloss solid wood Deep Cherry dining tables & filler cushions
- Custom décor pillows & draperies
- In-floor dining table/filler cushion storage w/pneumatic lift
- Entertainment center in high-gloss Deep Cherry finish w/Corian countertop, 26" LCD HDTV/DVD combo player w/dockside access cord
- 16,000 BTU reverse cycle air conditioner w/digital climate control
- 120V & 12V electrical panels
- Hanging locker w/automatic light
- Kenwood® remote control AM/FM/CD stereo w/changer control, 350W amplification, 10-disc CD changer & iPod docking station
- Six-month subscription to Sirius™ Satellite digital broadcast
- Two 200W 6"x9" & two 150W 6 1/2" 3-way speakers
- Aft cabin stateroom/queen-size berth w/Sensus® memory foam mattress, privacy curtain; night stand w/concealed storage, phone jack & 120V & 12V outlets; entertainment module/storage unit w/drawers and cable TV outlet; & upholstered headboard storage
- Aft cabin cedar-lined hanging locker w/automatic light
- Individual reading lights
- Aft cabin remote stereo volume control
- Complete galley in high-gloss Deep Cherry finish w/storage & hardwood dovetailed drawers, full Corian countertop, polished stainless steel sink, concealed stand-up 120V/12V stainless steel refrigerator/freezer, concealed electric stove w/safety shut-off switch, microwave oven & concealed trash container
- Demand water system w/one-point water fill for freshwater tank and/or city water
- Water level gauge
- 120V water heater w/heat exchanger
- Molded fiberglass private head compartment w/molded vanity w/lower doors in high-gloss Deep Cherry finish, Corian countertop, polished stainless steel sink w/swivel faucet, porcelain Flush and Forget® VacuFlush® head unit w/holding tank & dockside pumpout, separate shower area w/Corian seat, exhaust fan & nightlight
- Built-in WalVac® sweeper system
- Fire extinguisher
- Cabin bilge pump w/high water alarm
- Carbon monoxide detectors



### 400 SUPER SPORT ENGINE ROOM

- Twin engine installation
- Motorized hatch lift
- Courtesy lighting
- Fume detector
- Automatic fire extinguisher
- Thru-bolted engine mounts
- Starting marine batteries w/retainers
- 60-amp battery charger
- Active & passive galvanic corrosion protection systems
- Low-noise rotary bilge blowers
- Two automatic bilge pumps
- Bilge high water alarm
- Bennett® hydraulic trim tabs
- 7.3 KW/120V Kohler® low-CO emissions gas generator w/battery or 7.6 KW/120V Westerbeke™ diesel generator w/sound shield & battery
- External stainless steel tie bar
- Stainless steel props

### 400 SUPER SPORT AVAILABLE EQUIPMENT

- Imron Flagship graphic w/full hullside color
- Imron Flagship Elite graphic design
- Flagship Designer graphic—available w/Ralph Lauren Fabric package
- Ralph Lauren Fabric package w/custom quilted bedspread, pillow shams, bed linens & towels
- Low maintenance teak-grain vinyl decking on swim platform
- Low maintenance teak-grain vinyl decking on swim platform & full cockpit
- Custom quilted bedspread w/matching pillow shams
- Bed linens & towels
- 15" LCD HDTV/monitor/DVD combo player for aft cabin entertainment module
- Stainless steel security safe
- VacuFlush unit for macerator discharge or dockside pumpout
- Gray water holding system
- Bow thruster
- Stainless steel bow docking lights
- Three blue LED underwater lights
- Concealed quick-disconnect coiled-hose freshwater anchor/transom wash-down system
- Cockpit hardtop w/polished Bomar venting hatches & polycarbonate Lexan® front connectors
- SeaKey™ Volvo Penta satellite communication/boat data/security system
- VHF radio w/antenna
- Volvo Helm View™ engine monitor/chartplotter
- Sirius Satellite Radio Marine Weather reception — requires Raymarine E-Series navigational system & Sirius service contract
- Raymarine GPS navigational system w/E120 color chart plotter
- Raymarine GPS navigational system w/48" open-array radar & E120 radar display/chart plotter
- Raymarine GPS navigational system w/RayPilot ST6002, 48" open-array radar & E120 radar display/chart plotter
- SmartCraft™ instrumentation w/VesselView™ monitor
- DTS [digital throttle & shift] control system [SmartCraft Mercury engine packages]
- Cockpit ice maker
- TracVision® M33™ satellite TV [available w/hardtop]
- Cockpit LCD TV/monitor [available w/hardtop]
- Captain's Call™ thru-transom exhaust diverter
- Engine freshwater flush system

### 400 SUPER SPORT CABIN

- Sliding/locking cabin door
- Cherry woodgrain-finish entry steps
- American Cherry woodgrain-finish cabin flooring throughout


**FORMULA SUN SPORTS AND SUPER SPORTS**  
**IMRON® COLOR SELECTIONS**

Express your personal taste by choosing the Formula exterior graphic and color accents that you like best. Your selection will remain vivid and bright year after year because Formula applies Imron, a DuPont urethane enamel. Proven to retain its original beauty in outdoor conditions, Imron is universally recognized for its premium quality and endurance.


Formula Sun Sports are available in eight different standard color/graphic designs. The seven optional Flagship graphics feature solid hull colors, and the four Elite Flagship designs add a bold, colorful graphic to the solid hull color.

Super Sports are available in four different standard color/graphic designs and seven optional Flagship solid hull graphics. The optional Elite Flagship graphic design is offered in four different color combinations, and a Flagship Designer Graphic is available exclusively in 370 and 400 Super Sports with the Ralph Lauren Fabric interior décor.


**SUN SPORT GRAPHIC A**




**SUN SPORT GRAPHIC B**




BRIGHT RED GRAPHIC A & B



BLACK ONYX GRAPHIC A & B



SAPPHIRE BLUE GRAPHIC A & B




YELLOW GRAPHIC A & B




**SUN SPORT FLAGSHIP ELITE**




BRIGHT RED METALLIC



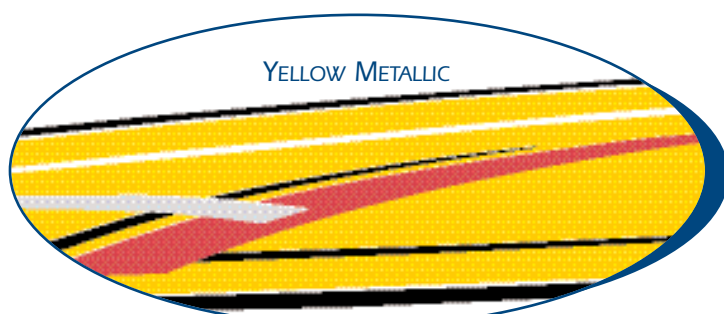
BLACK ONYX METALLIC




SAPPHIRE BLUE METALLIC



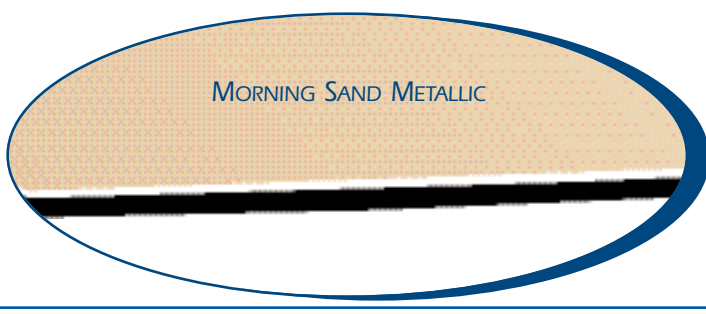
YELLOW METALLIC



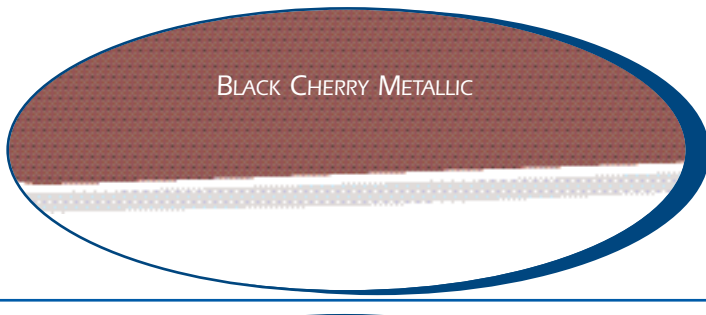
**SUN SPORT FLAGSHIP**



MORNING SAND METALLIC



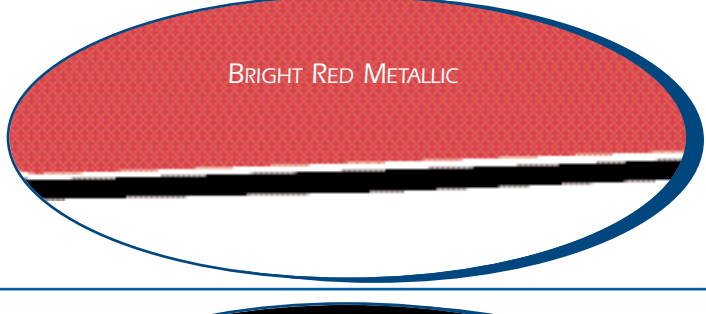
BLACK CHERRY METALLIC




SILVER DIAMOND PEARL




BRIGHT RED METALLIC



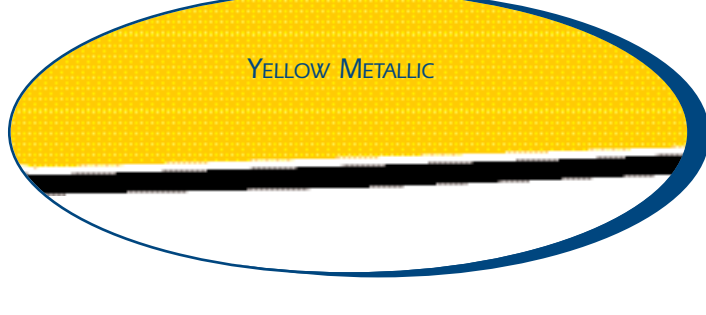
BLACK ONYX METALLIC




SAPPHIRE BLUE METALLIC



YELLOW METALLIC




**SUPER SPORT FLAGSHIP**



MORNING SAND METALLIC




BLACK CHERRY METALLIC




SILVER DIAMOND PEARL




BRIGHT RED METALLIC



BLACK ONYX METALLIC



SAPPHIRE BLUE METALLIC



YELLOW METALLIC




DESIGNER GRAPHIC WITH RALPH LAUREN FABRIC PACKAGE




**SUPER SPORT FLAGSHIP ELITE**




BRIGHT RED METALLIC



BLACK ONYX METALLIC



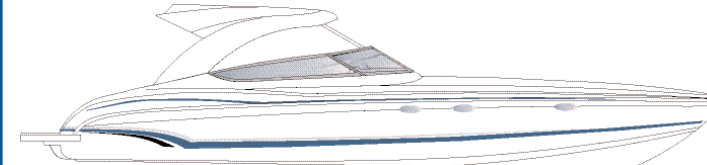
SAPPHIRE BLUE METALLIC



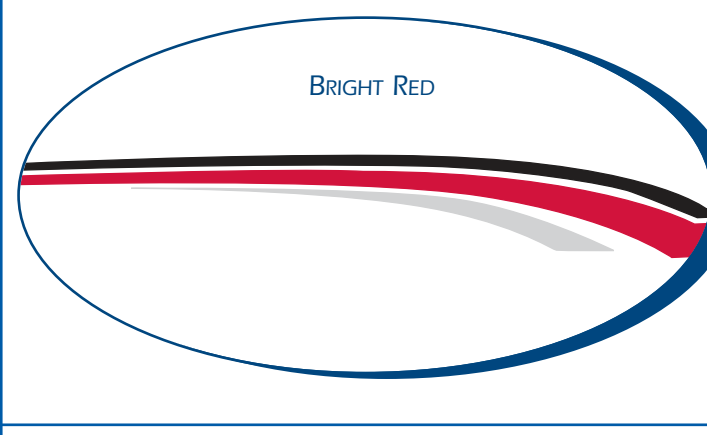
YELLOW METALLIC



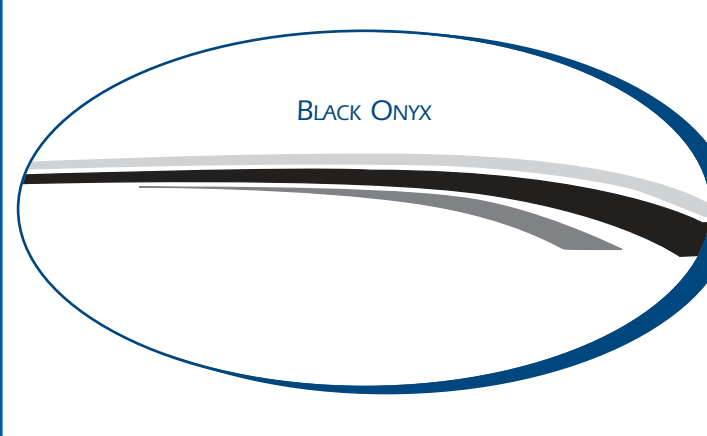
**SUPER SPORT STANDARD**




BRIGHT RED




BLACK ONYX



SAPPHIRE BLUE



YELLOW GRAPHIC



FORMULA RESERVES THE RIGHT TO MAKE PRODUCT CHANGES AND IMPROVEMENTS THROUGHOUT THE MODEL YEAR.

FORMULA SUN SPORTS AND SUPER SPORTS  
**CABIN DÉCOR**

Formula 2008 cabin décor complements your exterior color choice with contemporary flair. Color themes for each boat have been designed for complete luxury with rich fabrics, coordinating pillows, custom sculptured carpet and Ultraleather™ lounges. High-gloss cabinetry in a Deep Cherry finish paired with Corian® countertop choices complete your selected color theme.



MORNING SAND DÉCOR



CHAMOIS ULTRALEATHER



MOROCCO CORIAN



HIGH-GLOSS DEEP CHERRY CABINETRY



FOSSIL CORIAN

**RALPH LAUREN DÉCOR**  
 AVAILABLE WITH FLAGSHIP DESIGNER IMRON® GRAPHIC



RALPH LAUREN DÉCOR



BUCKSKIN ULTRALEATHER




MOROCCO CORIAN



HIGH-GLOSS DEEP CHERRY CABINETRY



GRAPHITE DÉCOR



SAPPHIRE DÉCOR



CHAMOIS ULTRALEATHER



GRAVEL CORIAN



HIGH-GLOSS DEEP CHERRY CABINETRY



FIELDSTONE CORIAN



BASE VINYL AVAILABLE IN WHITE OR MORNING SAND. PICTURED IS MORNING SAND BASE WITH MORNING SAND ACCENT.

# FORMULA 2008

## FORMULA LINEUP

The Formula powerboat lineup, pictured at right, includes Sun Sport, Super Sport, Cruiser, Yacht and FAS<sup>3</sup>TECH<sup>®</sup> models. For exhilarating speed, get into a Formula FAS<sup>3</sup>TECH, ranging from 27 to 38 feet. The 382 is pictured at the bottom. The Sun Sport series ranges from 24 to 35 feet including four bowrider models, while the popular Super Sport lineup includes the 370 and 400 SS. The 400 Super Sport is pictured second from bottom. Formula PC boating is luxury cruising at its best, ranging from 27 to 40 feet. The 40 PC is pictured second from top. The Formula 45 Yacht, pictured at top, is today's elite choice in premier yachting. Call 1.800.736.7685 to receive a free catalog, or visit your nearest Formula dealer to see the new Formula lineup for 2008.



[www.formulaboats.com](http://www.formulaboats.com)

## FORMULA WEBSITE

Formula's website is continually updated with new articles, pictures and news. Check out the latest Formula dealer and owner events, boat care articles, the Owner's Community and Formula's company history. You can also order a catalog, visit the feedback/e-mail section with comments or suggestions and sign up for our monthly Formula E-News to keep on track with up-to-date information. You will find Formula online at: [www.formulaboats.com](http://www.formulaboats.com) and [formulagear.com](http://formulagear.com). Click on these sites to see the newest and best of Formula!



## THE FORMULA SHOWROOM

Formula's unique software program, The Formula Showroom, makes the exciting process of choosing your Formula graphics, options and finance program much easier. There's a new feature to actually see your cabin décor selections, from fabrics to flooring to countertops! Find The Formula Showroom in the "Build Your Formula" section at [www.formulaboats.com](http://www.formulaboats.com) or see your Formula dealer for details.



## FORMULA ACTION

The Formula Action is a news publication filled with company and product updates, new model information and owner boating experiences. The Action is mailed to Formula owners and is also available at your nearest Formula dealership, or call 1.800.736.7685 to receive a free copy.



## FORMULA DVD

The 2008 Formula DVD features Formula Sun Sport, Super Sport, Cruiser, Yacht and FAS<sup>3</sup>TECH powerboats in exciting action along with a brief Formula facility walkthrough. Call 1.800.736.7685 to receive your free DVD.



## FORMULA GEAR

Formula Gear and Accessories offer the latest top-quality items featuring the impressive Formula logo. If you like up-to-date colors and styling, visit your Formula dealer for a free catalog, order online at the Formula Gear website, [www.formulagear.com](http://www.formulagear.com), or call 1.800.736.7685 to receive your free Gear catalog from Formula.



## FORMULA CANVAS

Formula custom-fitted canvas features color-coordinated, non-fading Sunbrella<sup>®</sup> acrylic fabric w/SeaMark<sup>®</sup> vinyl undercoating. Canvas packages include 316L stainless steel framework and weather-resistant YKK zippers. All hardtop Formulas feature polycarbonate Lexan<sup>®</sup> front connectors as standard for clear viewing.



SUPER SPORT BIMINI TOP



SUPER SPORT BIMINI TOP WITH FRONT, SIDE AND EXTENDED AFT COCKPIT ENCLOSURE



SUN SPORT COCKPIT COVER AND BOW TONNEAU COVER (BR MODELS ONLY)



FORMULA RESERVES THE RIGHT TO MAKE PRODUCT CHANGES AND IMPROVEMENTS THROUGHOUT THE MODEL YEAR.

YOU'RE IN COMMAND. BOAT SAFELY, TAKE A BOATING EDUCATION COURSE AND GET A VESSEL SAFETY CHECK FOR YOUR BOAT.

FOR MORE INFORMATION, CONTACT THE UNITED STATES COAST GUARD AUXILIARY AT 800.368.5647 OR [WWW.CGAX.ORG](http://WWW.CGAX.ORG), OR THE UNITED STATES POWER SQUADRONS AT 888.FOR.USPS OR [WWW.USPS.ORG](http://WWW.USPS.ORG).



**THUNDERBIRD PRODUCTS**

2200 West Monroe Street

P.O. Box 1003

Decatur IN 46733-5003

260.724.9111

1.800.736.7685

*[www.formulaboats.com](http://www.formulaboats.com)*

Your Formula Dealer:

