

BONDING

BONDED EQUIPMENT. . . . . 120

DC CIRCUITS

ALARM, HIGH WATER. . . . . 017

BATTERY CHARGING (ALTERNATORS). . . . 001b

## BLOWERS

engine compartment. . . . . 002a

DC SUPPLY SYSTEM. . . . . 001a

ENGINE HATCH. . . . . 003

HALON (plcmnts & light). . . . . 005

HORN. . . . . 006

## IGNITION

-gas. . . . . 007a

diesel. . . . . 007b

## INSTRUMENTATION

dash panels. . . . . 008a

gauges. . . . . 008

## LIGHTS

cabin. . . . . 010a

courtesy/engine room. . . . . 010b

floor. . . . . 010e

mood. . . . . 010g

navigation. . . . . 010h

MACERATOR. . . . . 011

plumbing. . . . . 011b

## PUMP

engine room bilge. . . . . 013b

water. . . . . 013e

TRIM TABS(Merc detail). . . . . 015a

Merc. . . . . 015

Volvo. . . . . 015b

## WINDLASS

Maxwell. . . . . 016b

ELECTRONICS

LORAN. . . . . 143

## STEREO SYSTEM

stereo. . . . . 140

stereo w/amplifiers . . . . . 140a

stereo, cd, w/amplifiers . . . . . 140b

VHF RADIO. . . . . 144

FUEL SYSTEMS

## ENGINES

diesel. . . . . 130b

gas. . . . . 130a

PLUMBING

DRAINAGE. . . . . 131b

WATER LINES. . . . . 131

SYSTEM SCHEMATIC  
SEE FIG1 FOR  
PLACEMENTS.

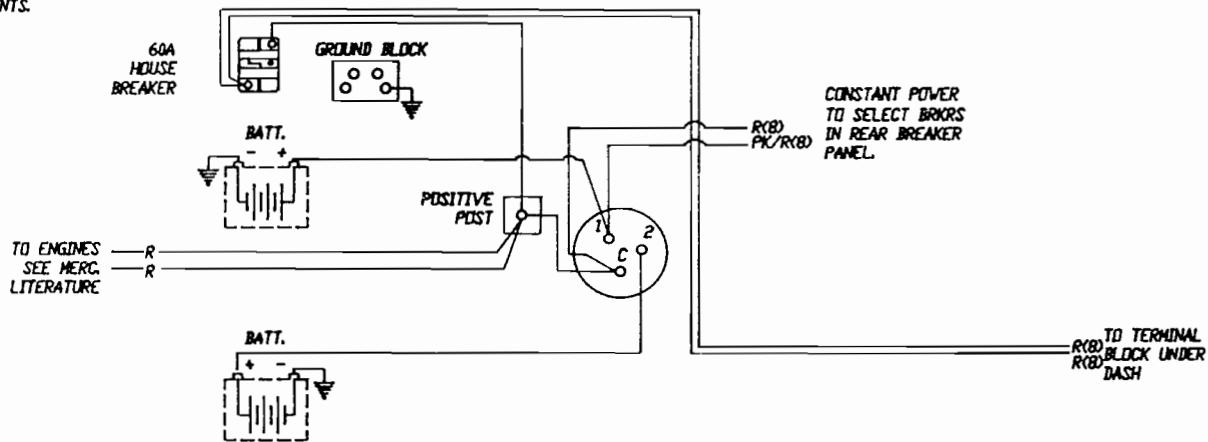


FIG2 BATTERY SELECTOR SWITCH

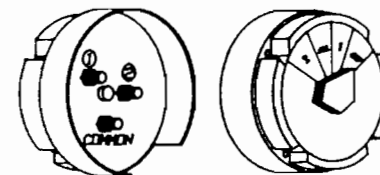
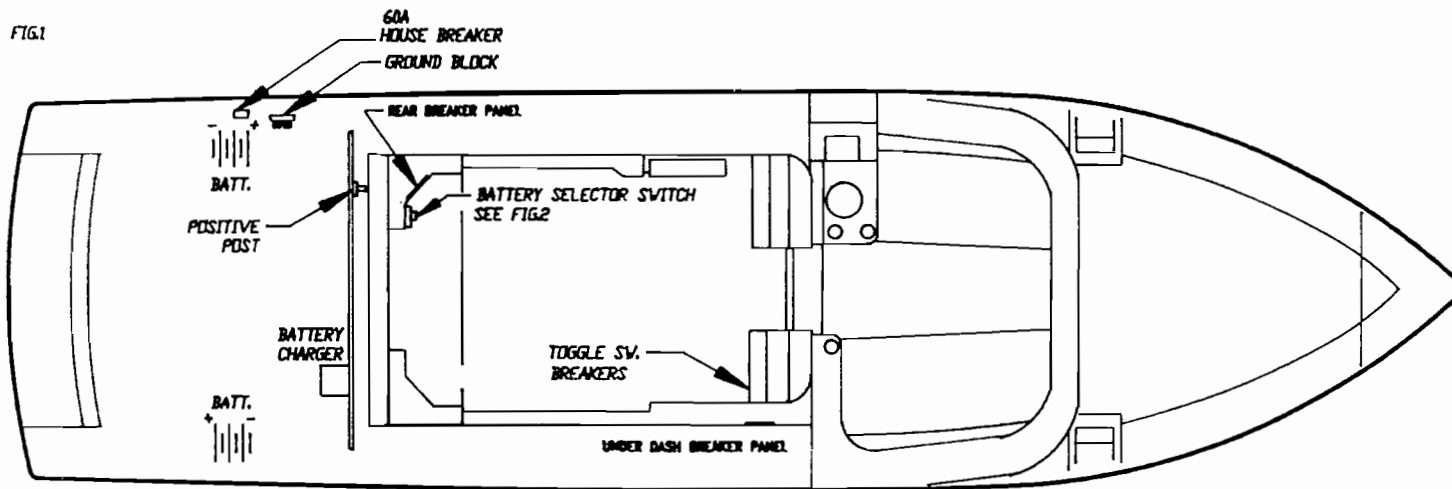


FIG1



SUGGESTED BATTERY SELECTION WHEN  
STARTING ENGINES:  
BATTERY SELECTOR SWITCH IN THE  
"ALL" POSITION.

THUNDERBIRD PRODUCTS  
P.O. BOX 501  
DECATUR, IN 46733  
(219) 724-9111

4						FROM HIN #	TO HIN #	TITLE: F-271
3						FROM HIN #	TO HIN #	DC SUPPLY SYSTEM
2						FROM HIN #	TO HIN #	
1						FROM HIN #	TO HIN #	DR BY: KKE
						FROM HIN #	TO HIN #	CH BY:
						FROM HIN #	TO HIN #	DATE: 4-18-88
						FROM HIN #	TO HIN #	NO: 271-011

REVISIONS

DR CH DATE

FROM HIN #

TO HIN #

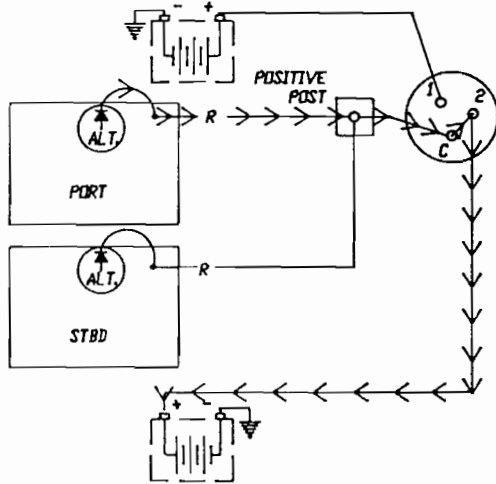
DATE: 4-18-88

NO: 271-011

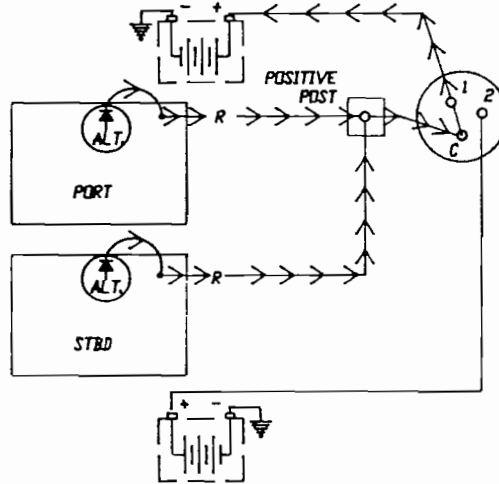
# METHODS OF CHARGING BY ALTERNATOR

> SHOWS FLOW OF CHARGE

**BATTERY '2' BEING CHARGED**  
 PORT ENGINE RUNNING  
 SELECTOR SWITCHED TO BATT '2'

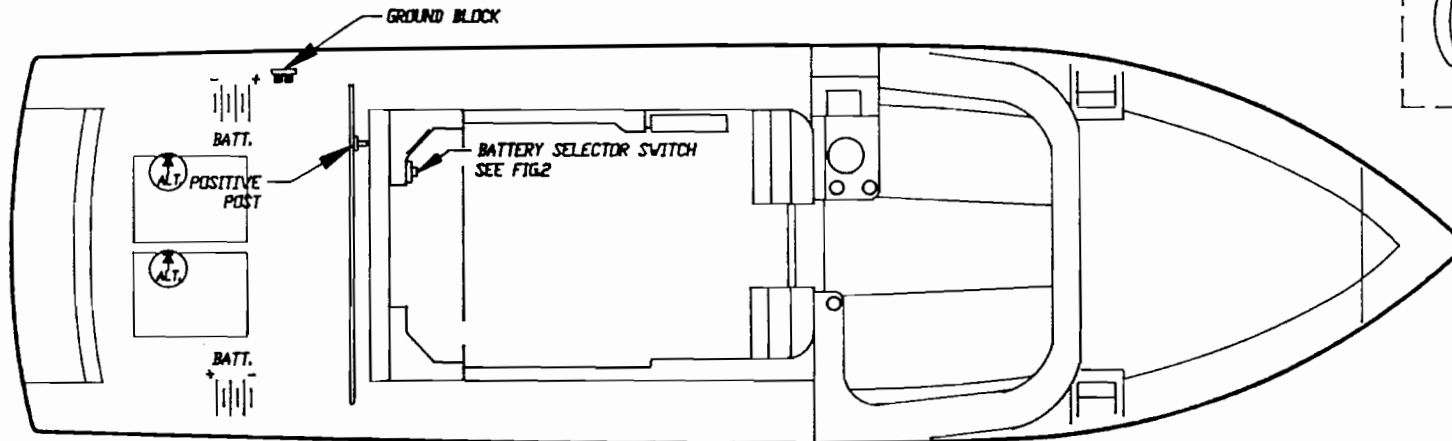
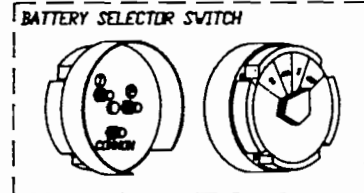
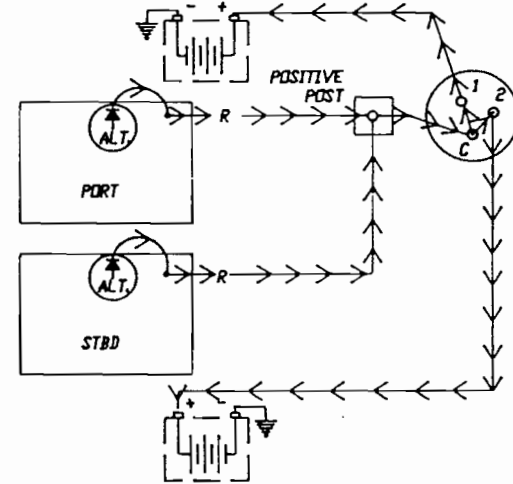


**BATTERY '1' BEING CHARGED**  
 PORT AND STBD ENGINES RUNNING  
 SELECTOR SWITCHED TO BATT '1'



## SUGGESTED MEANS OF CHARGING

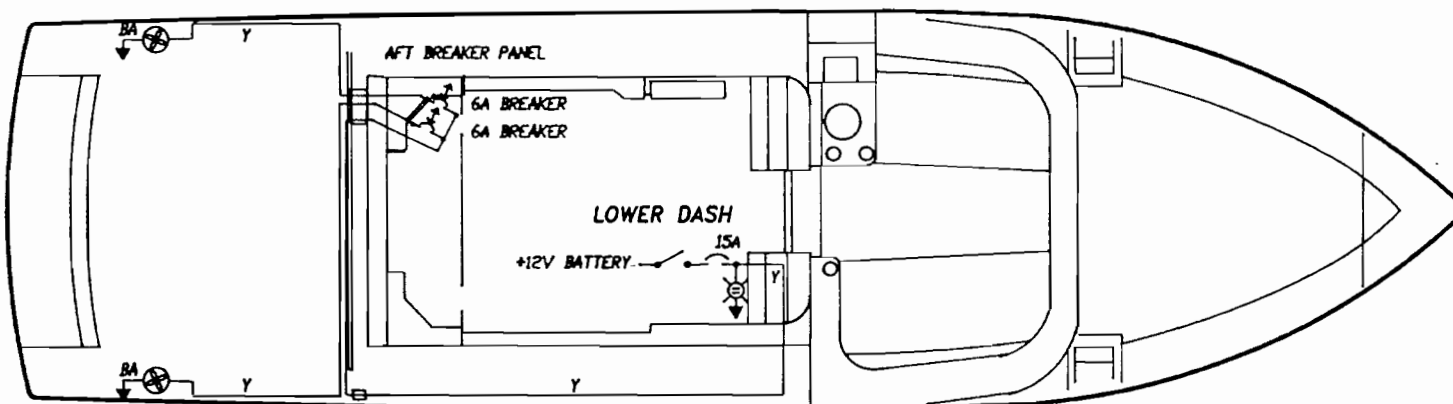
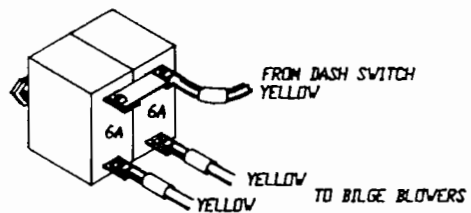
**BOTH BATTERIES BEING CHARGED**  
 PORT AND STBD ENGINES RUNNING  
 SELECTOR SWITCHED TO 'BOTH'



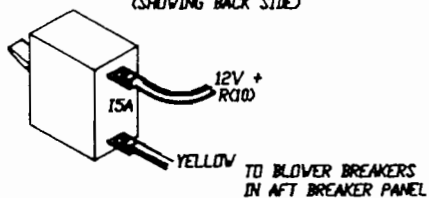
SUGGESTED BATTERY SELECTION WHEN STARTING ENGINES:  
 BATTERY SELECTOR SWITCH IN THE 'ALL' POSITION.

THUNDERBIRD PRODUCTS P.O. BOX 501 DECATUR, IN 46733 (219) 724-9111	4					FROM HIN #	TO HIN #	TITLE: F-271 CHARGING BATTERIES WITH ALTERNATORS DR BY: KKE CH BY: DATE: 06-10-92 NO.: 271-001 h
	3					FROM HIN #	TO HIN #	
	2					FROM HIN #	TO HIN #	
	1					FROM HIN #	TO HIN #	
	#					FROM HIN #	TO HIN #	
		REVISIONS	DR	GH	DATE			

AFT BREAKER PANEL  
(SHOWING BACK SIDE)



ACCESSORY SWITCH PANEL  
(SHOWING BACK SIDE)



**WARNING:**  
GASOLINE VAPORS CAN EXPLODE BEFORE STARTING ENGINE!  
-CHECK ENGINE COMPARTMENT FOR GASOLINE VAPORS.  
-OPERATE BLOWERS FOR 4 MINUTES. RUN BLOWER BELOW CRUISING SPEED.

**NOTE:**  
TO OPERATE BLOWERS:  
1. TURN BATTERY SELECTOR SWITCH TO "1", "2" or "ALL"  
2. THE SWITCH AT THE DASH IS NOW SUPPLIED WITH +12V AND WHEN SWITCHED ON WILL RUN BOTH BLOWERS.

## LEGEND

PUSH/PULL BREAKER



TOGGLE SWITCH



BLOWER

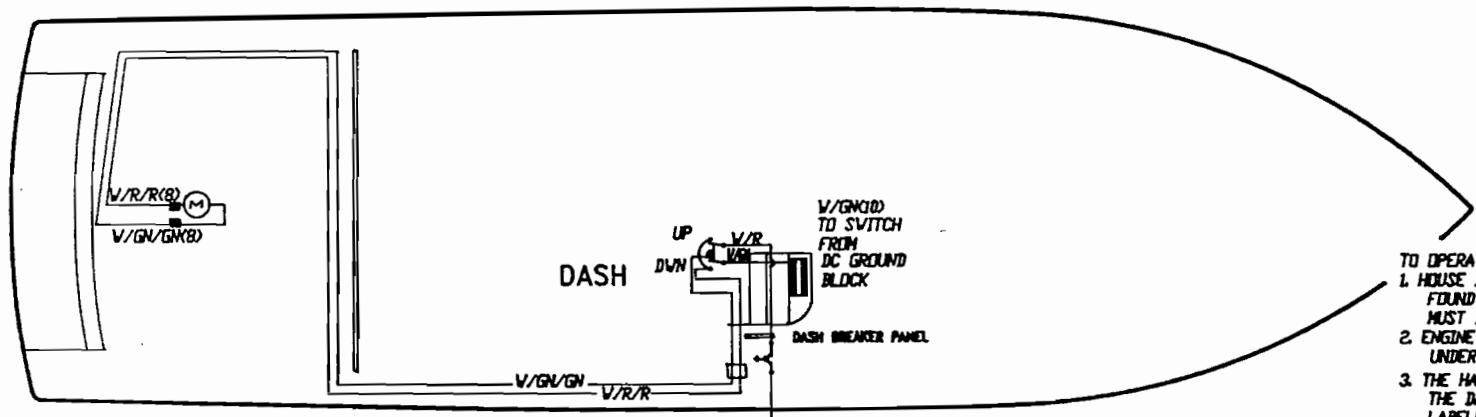


GROUND



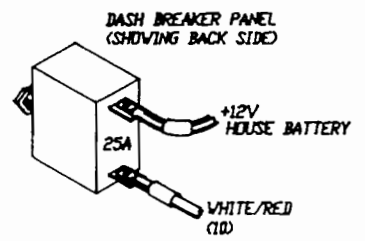
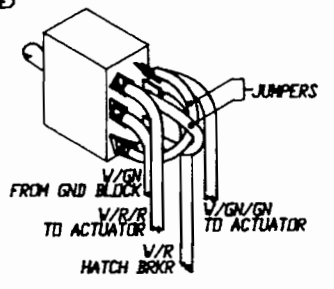
PLUG





- TO OPERATE:
1. HOUSE BATTERY SELECTOR SWITCH FOUND IN AFT COCKPIT SEAT PAN MUST BE IN THE ON POSITION.
  2. ENGINE HATCH BREAKER FOUND UNDER THE DASH MUST BE PUSHED IN.
  3. THE HATCH IS NOW OPERABLE AT THE DASH BY THE TOGGLE SWITCH LABELED ENGINE HATCH.

ENGINE HATCH TOGGLE SWITCH ON DASH ACC. SW. PANEL (SHOWING BACK SIDE)



### LEGEND


N.O. PUSH BUTTON SWITCH	
BREAKER	
BUTT SPLICE	
PLUG	
TERMINAL BLOCK	
N.O. DPDT SWITCH	
ACTUATOR MOTOR	
GROUND	

THUNDERBIRD PRODUCTS  
 P.O. BOX 501  
 DECATUR, IN 46733  
 (219) 724-9111

4						FROM HIN #	TO HIN #
3						FROM HIN #	TO HIN #
2						FROM HIN #	TO HIN #
1						FROM HIN #	TO HIN #
7						FROM HIN #	TO HIN #
REVISIONS				DR	CH	DATE	

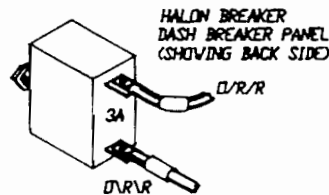
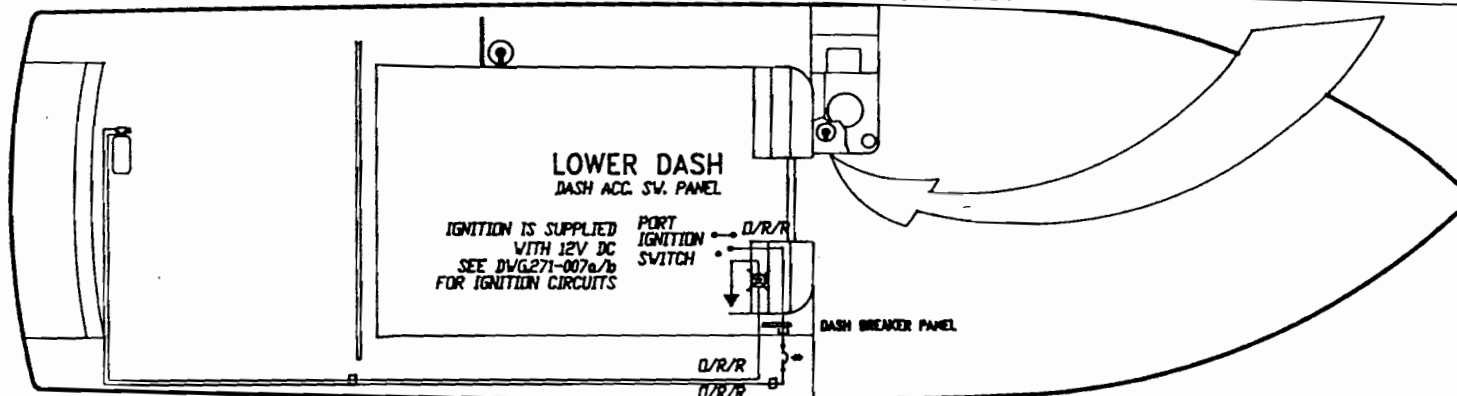
TITLE: F-271  
 ENGINE HATCH RAM  
 (ENGINE COMPARTMENT)  
 DR BY: KKE CH BY:  
 DATE: 6-10-88 NO.: 271-003

LABEL REPRESENTS  
THE PRESENCE OF  
AN EXTINGUISHER  
WITHIN



MANUAL OPERATION  
FOUND ON AFT WALL  
OF PORT COCKPIT STORAGE.

MANUAL OPERATION  
FOUND UNDER GALLEY  
SINK CABINET.



THE HALON INDICATOR LIGHT IS POWERED BY THE STARTING BATTERY ONLY WHEN THE IGNITION SWITCH IS IN THE ON POSITION. THE LIGHT INDICATES TO THE OPERATOR THERE IS SUFFICIENT PRESSURIZATION TO EXPEL THE AGENT OF THE ENGINE COMPARTMENT EXTINGUISHER. THE UNIT DOES NOT REQUIRE 12 VOLTS TO EXPEL THE AGENT.

### LEGEND

HALON FIRE EXTINGUISHER	
PUSH/PULL BREAKER	
PLUG	
HALON LIGHT	
IGNITION SWITCH	
GROUND	

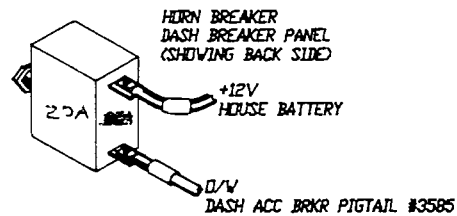
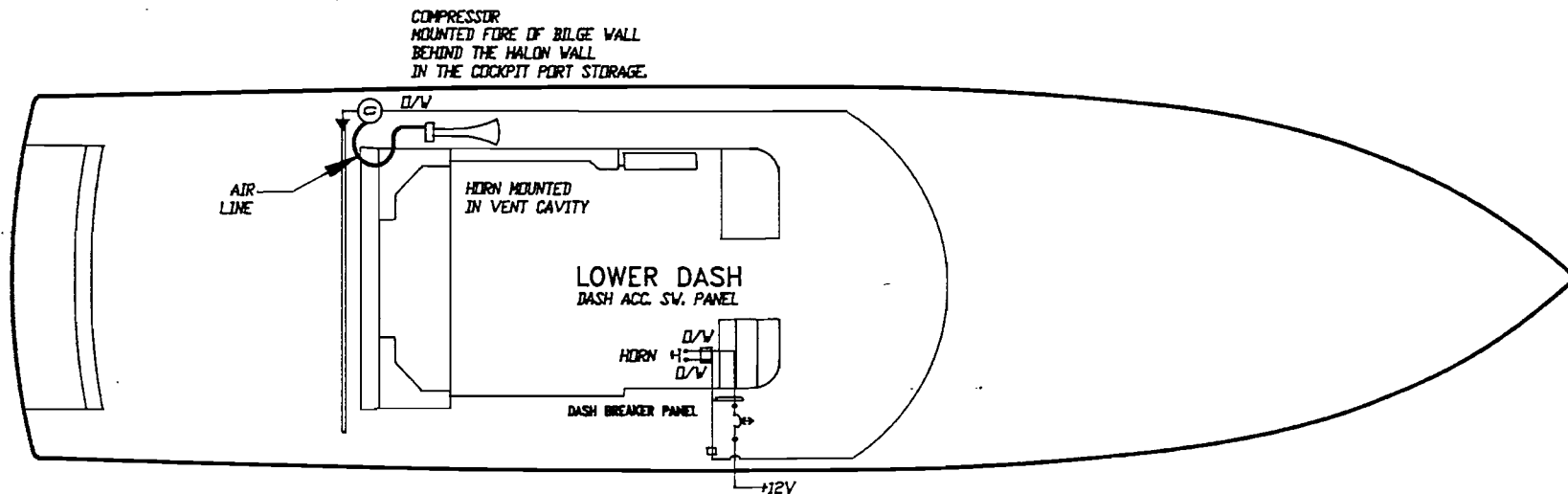
THUNDERBIRD PRODUCTS 4  
P.O. BOX 501 3  
DECATUR, IN 46733 2  
(210) 724-9111 1

REVISIONS

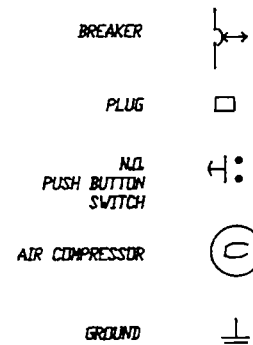
DR CH DATE

FROM HIN #	TO HIN #
FROM HIN #	TO HIN #
FROM HIN #	TO HIN #
FROM HIN #	TO HIN #
FROM HIN #	TO HIN #

TITLE: F-271  
HALON INDICATOR LIGHT  
(HALON PLACEMENTS)  
DR BY: KYE CH BY:  
DATE: 6-10-92 NO: 271-003

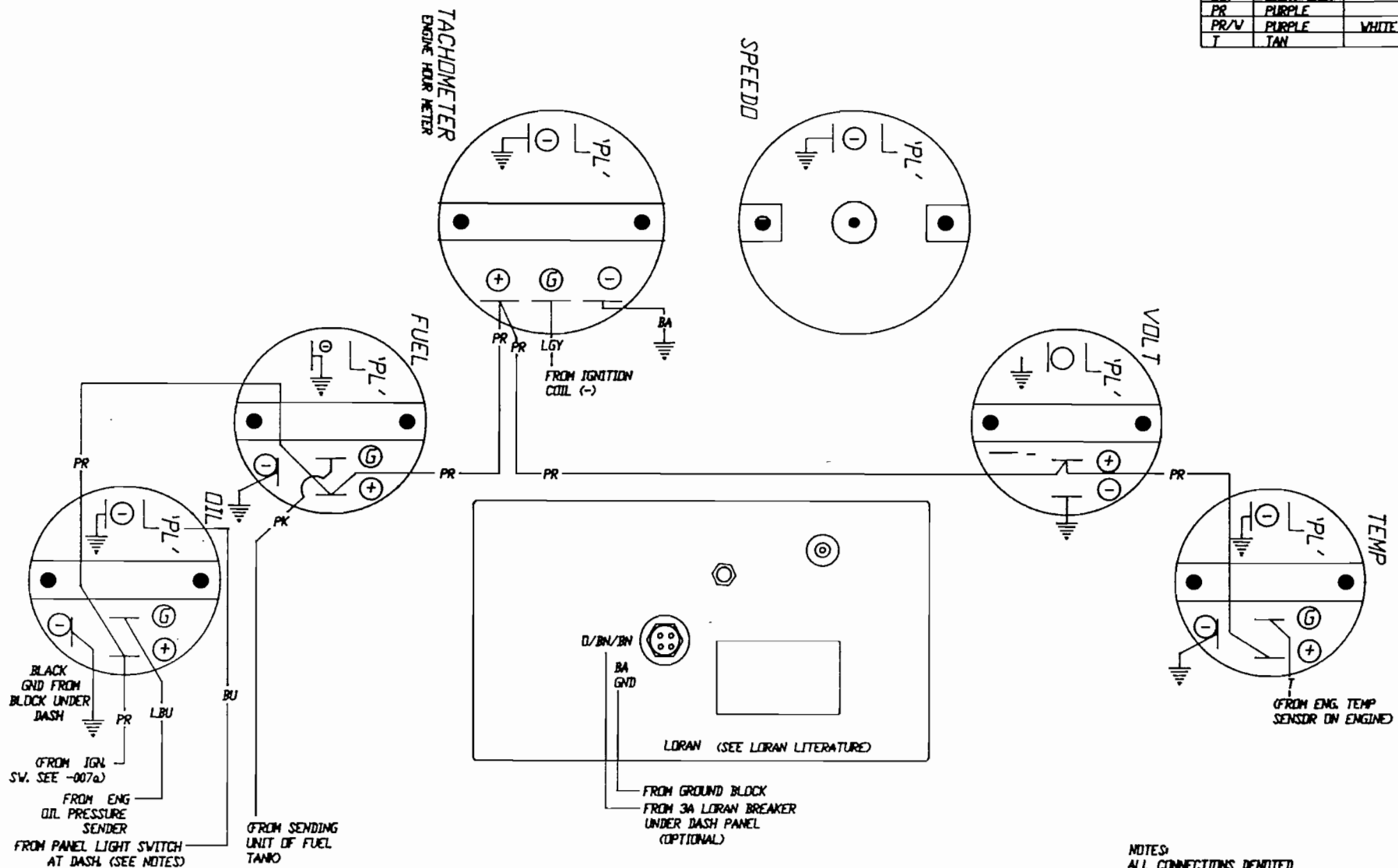


### LEGEND



THUNDERBIRD PRODUCTS P.O. BOX 501 DECATUR, IN 46733 (219) 724-9111	4					FROM HIN #	TO HIN #	TITLE: F-271 HORN COMPRESSOR (AFT OF PORT STORAGE) DR BY: KKE CH BY: RE DATE: 6-19-92 NO.: 271-006
	3					FROM HIN #	TO HIN #	
	2					FROM HIN #	TO HIN #	
	1					FROM HIN #	TO HIN #	
	#	REVISIONS	DR	CH	DATE	FROM HIN #	TO HIN #	

CODE	BASE COLOR	STRIPE	STRIPE
BA	BLACK		
BU	BLUE		
LBU	LIGHT BLUE		
LGY	LIGHT GREY		
PR	PURPLE		
PR/V	PURPLE	WHITE	
T	TAN		

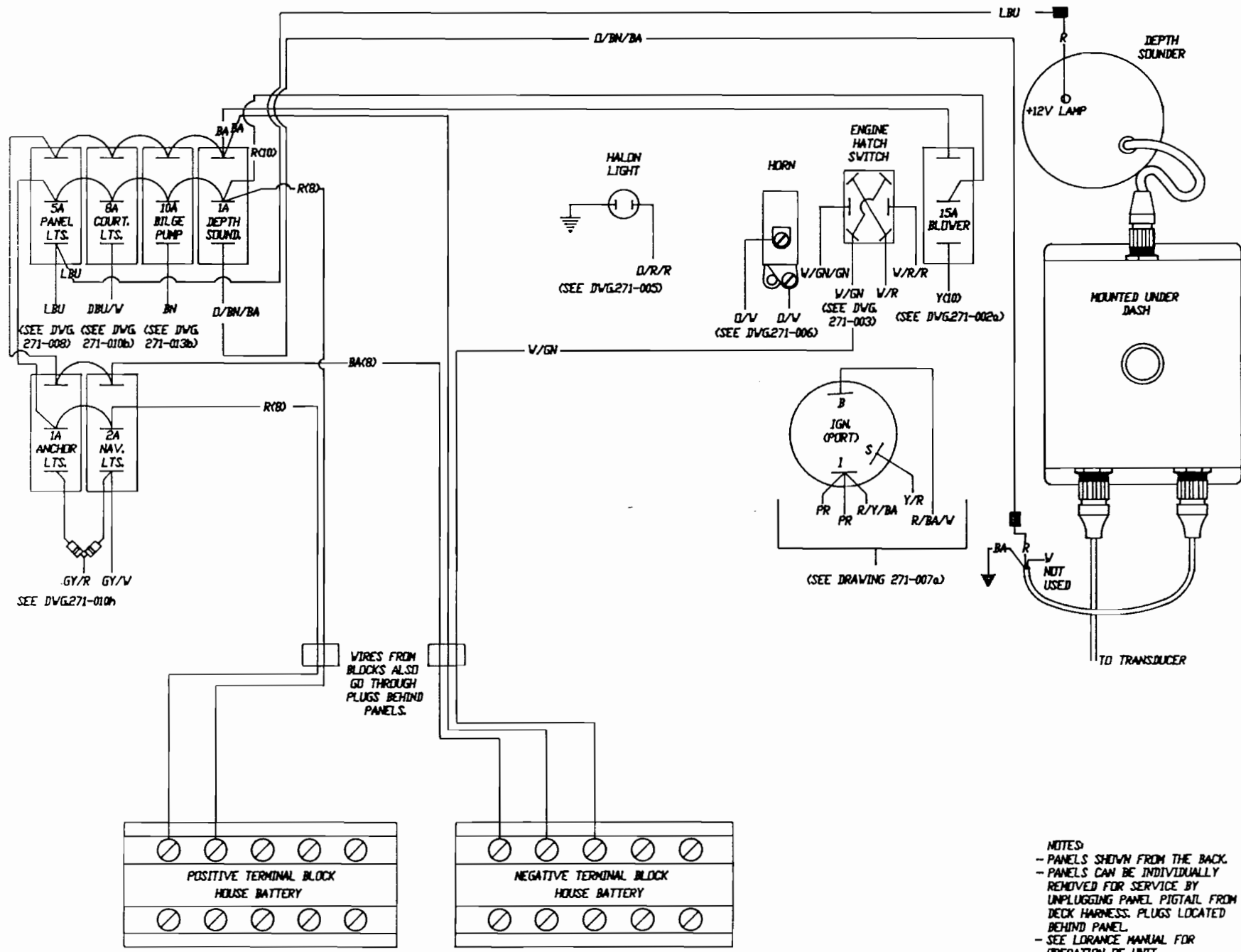


NOTES:  
 ALL CONNECTIONS DEMOTED  
 'PL' ARE CONNECTED IN  
 PARALLEL TO THE PANEL  
 LIGHT SWITCH ON THE DASH  
 ACCESSORY PANEL.  
 EACH SET OF GAUGES IS  
 POWERED BY ITS CORRESPONDING NOT SHOWN TRIM GAUGE  
 PR/V FROM TRIM SENDER

THUNDERBIRD PRODUCTS  
 P.O. BOX 501  
 DECATUR, IN 46733  
 (219) 724-9111

REV	DESCRIPTION	DR	CH	DATE	FROM HIN #	TO HIN #	TITLE
4							TITLE: F-271 (UPPER DASH
3							DASH INSTRUMENTS
2							ALSO SEE 271-007 AND 008a
1							DR BY: KKE CH BY:
	REVISIONS						DATE: 6-10-98 NO.: 271-008



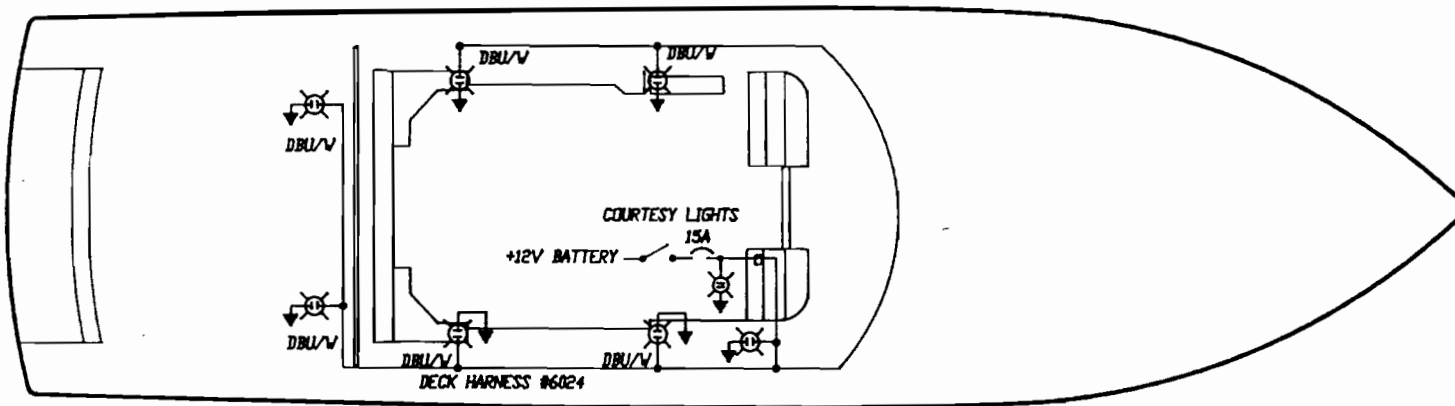


- NOTES
- PANELS SHOWN FROM THE BACK.
  - PANELS CAN BE INDIVIDUALLY REMOVED FOR SERVICE BY UNPLUGGING PANEL PIGTAIL FROM DECK HARNESS. PLUGS LOCATED BEHIND PANEL.
  - SEE LORANCE MANUAL FOR OPERATION OF UNIT

THUNDERBIRD PRODUCTS  
 P.O. BOX 501  
 DECATUR, IN 46733  
 (219) 724-9111

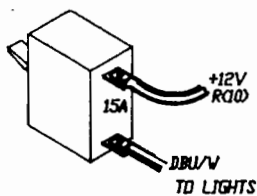
REV	DESCRIPTION	DR	CH	DATE	FROM HIN #	TO HIN #
4						
3						
2						
1						
#						

TITLE: F-271 SR1  
 DASH ACC. SWITCH PANEL  
 (LOWER DASH)  
 DR BY: KKE CH BY:  
 DATE: 6-10-92 NO.: 271-008 a



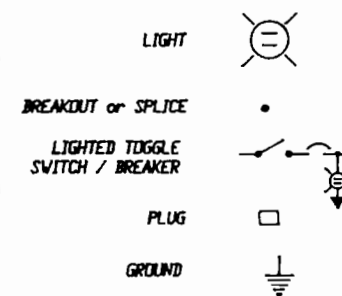
CODE	BASE COLOR	STRIPE
BA	BLACK	
DBU/V	DARK BLUE	WHITE

ACCESSORY SWITCH PANEL  
(SHOWING BACK SIDE)  
COURTESY LIGHTS



NOTES:  
COURTESY LIGHTS ARE POWERED BY A 12V BATTERY. TO OPERATE:  
1. THE BATTERY SELECTOR SWITCH FOUND IN THE AFT SEAT PAN, MUST BE TURNED TO ON.  
2. THE COURTESY LIGHTS' RED TOGGLE SWITCH AT THE DASH IS NOW SUPPLIED WITH 12V TO TURN THE COURTESY LIGHTS ON.

## LEGEND



THUNDERBIRD PRODUCTS  
P.O. BOX 501  
DECATUR, IN 46733  
(219) 724-9111

4  
3  
2  
1  
#

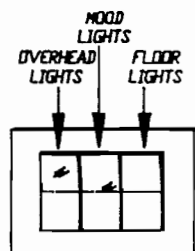
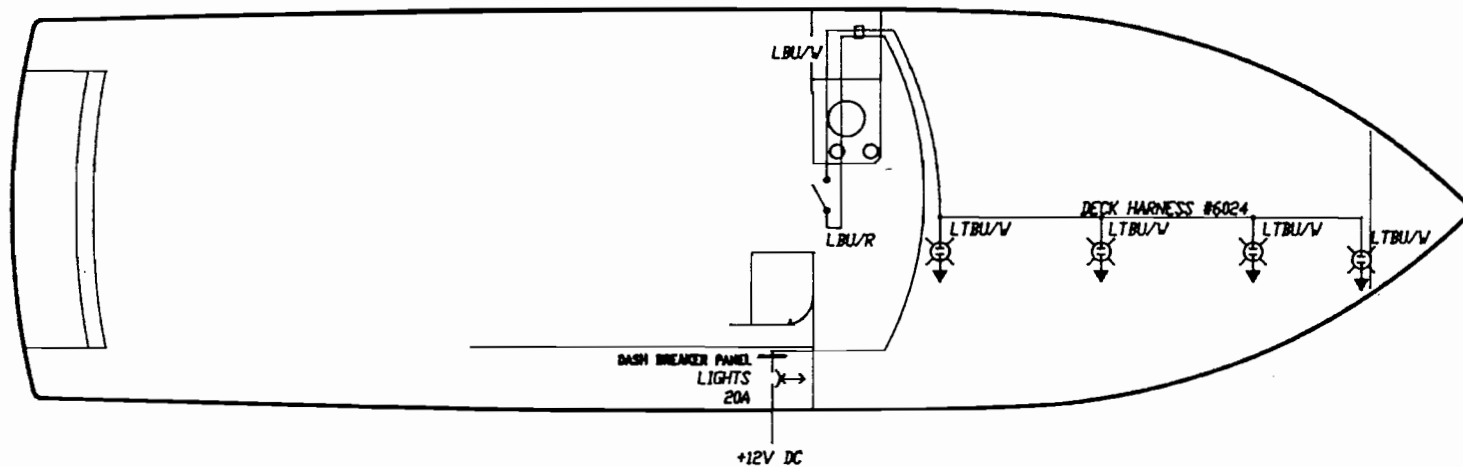
REVISIONS

DR CH DATE

FROM HIN # \*  
FROM HIN # \*  
FROM HIN # \*  
FROM HIN # \*  
FROM HIN # \*

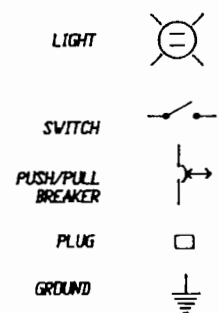
TO HIN # \*  
TO HIN # \*  
TO HIN # \*  
TO HIN # \*  
TO HIN # \*

TITLE: F-271  
COURTESY LIGHTS  
DR BY: KKE CH BY:  
DATE: 6-11-92 NO. 271-010 b



NOTES:  
 CABIN LIGHTS ARE POWERED BY THE 12V BATTERY. TO OPERATE:  
 1. THE BATTERY SELECTOR SWITCH FOUND IN THE AFT SEAT PANL MUST BE TURNED TO ON.  
 2. THE DC PUSH/PULL BREAKER UNDER THE DASH 'LIGHT' MUST BE PUSHED IN.  
 4. THE ENTRYWAY'S FIRST SWITCH IS NOW SUPPLIED WITH POWER TO TURN LIGHTS ON.

### LEGEND



THUNDERBIRD PRODUCTS  
 P.O. BOX 501  
 DECATUR, IN 46733  
 (219) 724-9111

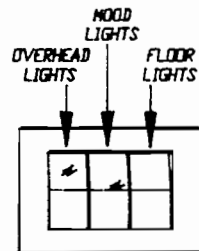
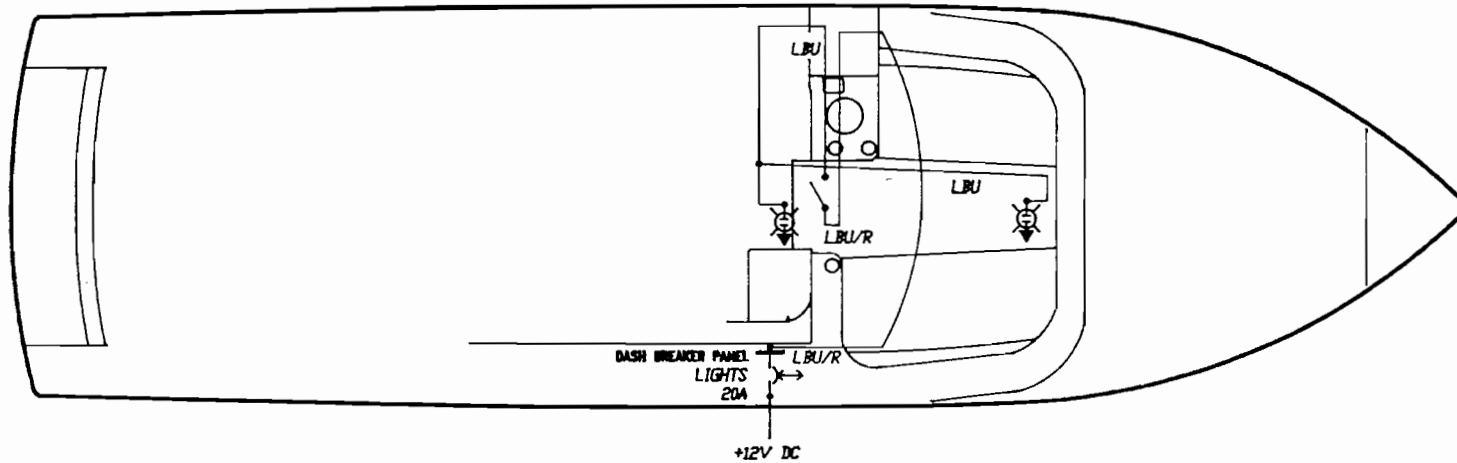
4						FROM HIN # *	TO HIN # *
3						FROM HIN # *	TO HIN # *
2						FROM HIN # *	TO HIN # *
1						FROM HIN # *	TO HIN # *
1						FROM HIN # *	TO HIN # *
						FROM HIN # *	TO HIN # *

REVISIONS

DR CH DATE

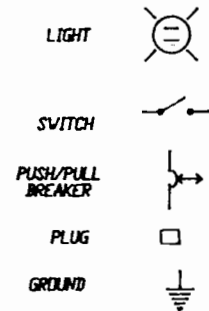
						FROM HIN # *	TO HIN # *
						FROM HIN # *	TO HIN # *
						FROM HIN # *	TO HIN # *
						FROM HIN # *	TO HIN # *
						FROM HIN # *	TO HIN # *
						FROM HIN # *	TO HIN # *

TITLE: F-271  
 CABIN LIGHTS  
 DR BY: KKE CH BY:  
 DATE: 6-11-92 NO: 271-010



NOTES:  
 FLOOR LIGHTS ARE POWERED BY A 12V DC BATTERY. TO OPERATE:  
 1. THE BATTERY SELECTOR SWITCH FOUND IN THE AFT SEAT PAN, MUST BE TURNED TO ON.  
 2. THE DC PUSH/PULL BREAKER UNDER THE DASH MUST BE PUSHED IN.  
 3. THE ENTRYWAY'S THIRD SWITCH IS NOW SUPPLIED WITH POWER TO TURN LIGHTS ON.

## LEGEND



THUNDERBIRD PRODUCTS  
 P.O. BOX 501  
 DECATUR, IN 46733  
 (219) 724-9111

4  
3  
2  
1  
#

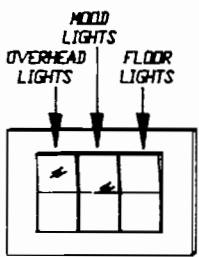
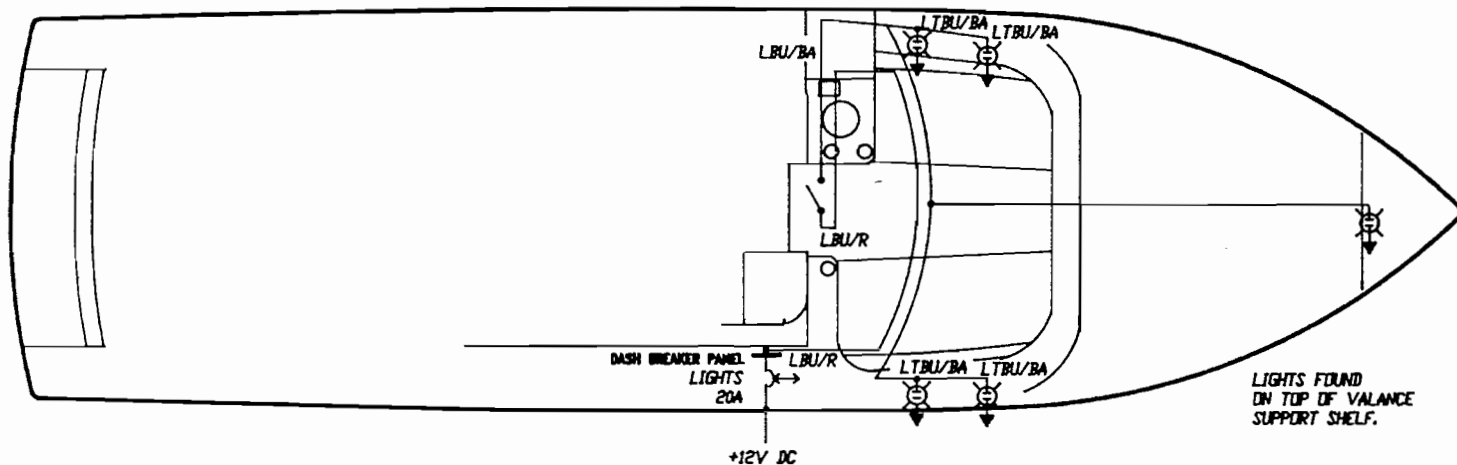
REVISIONS

DR CH DATE

FROM HIN #	TO HIN #
FROM HIN #	TO HIN #
FROM HIN #	TO HIN #
FROM HIN #	TO HIN #
FROM HIN #	TO HIN #

TITLE: F-271  
 FLOOR LIGHTS

DR BY: KKE CH BY:  
 DATE: 6-78 NO. 271-010



NOTES:  
 UPPER AND LOWER MOOD LIGHTS ARE POWERED BY THE HOUSE BATTERY. TO OPERATE:  
 1. THE BATTERY SELECTOR SWITCH FOUND IN THE AFT SEAT PAN, MUST BE TURNED TO '1', '2', OR 'ALL'.  
 2. THE DC PUSH/PULL BREAKER UNDER THE DASH MUST BE PUSHED IN.  
 3. THE ENTRYWAY'S THIRD SWITCH IS NOW SUPPLIED WITH POWER TO TURN LIGHTS ON.

### LEGEND

LIGHT

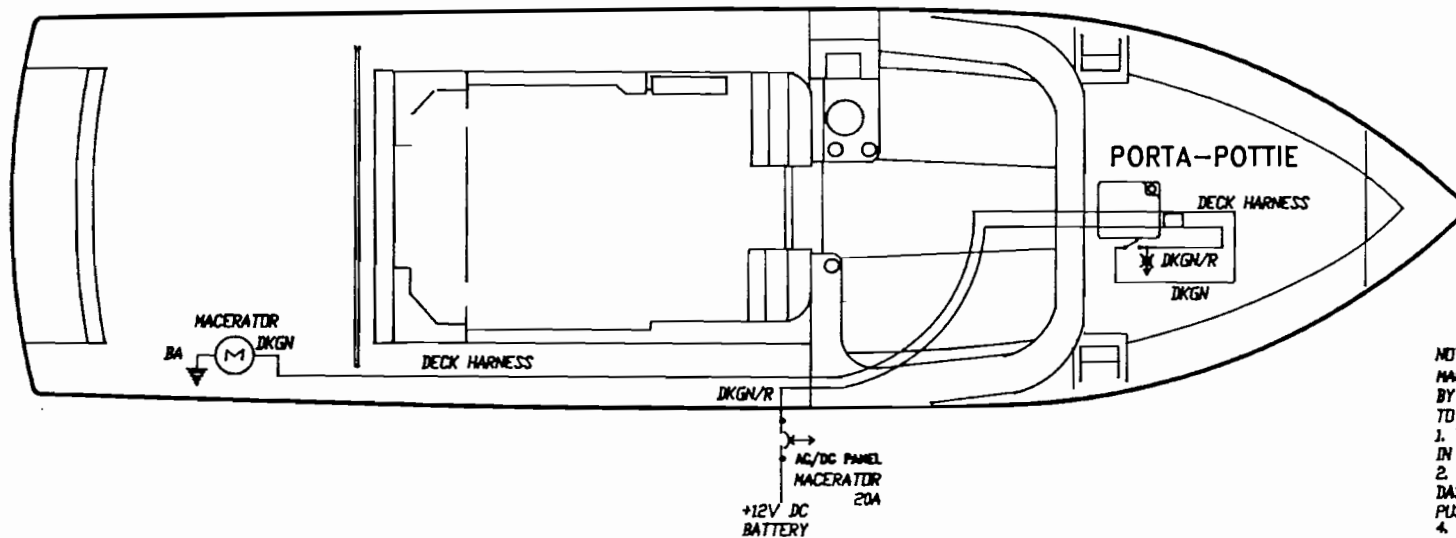
SWITCH

PUSH/PULL BREAKER

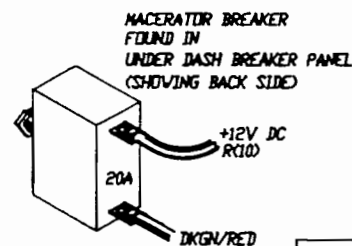
PLUG

GROUND

THUNDERBIRD PRODUCTS	4					FROM HIN # *	TO HIN # *	TITLE: F-271
P.O. BOX 501	3					FROM HIN # *	TO HIN # *	VALANCE (MOOD) LIGHTS
DECATUR, IN 46733	2					FROM HIN # *	TO HIN # *	DR BY: KKE CH BY:
(219) 724-9111	1					FROM HIN # *	TO HIN # *	DATE: 6-82 NO. 271-010
	#	REVISIONS	DR	CH	DATE	FROM HIN # *	TO HIN # *	



- NOTES  
 MACERATOR IS POWERED BY A 12V DC BATTERY TO OPERATE:  
 1. TURN BATTERY SELECTOR SWITCH IN AFT SEAT STORAGE, TO IN.  
 2. THE MACERATOR BREAKER IN THE DASH BREAKER PANEL MUST BE PUSHED IN.  
 4. MACERATOR CAN NOW BE ACTIVATED BY SWITCH IN HEAD.



CODE	BASE COLOR	STRIPE
BA	BLACK	
BN/R	BROWN	RED
DKGN/T	DARK-GREEN	ORANGE
DKGN/R	DARK-GREEN	RED
R	RED	

## LEGEND

- LIGHTED ON/OFF SWITCH
- PUMP MOTOR
- PUSH/PULL BREAKER
- PLUG
- GROUND

THUNDERBIRD PRODUCTS  
 P.O. BOX 501  
 DECATUR, IN 46733  
 (219) 724-9111

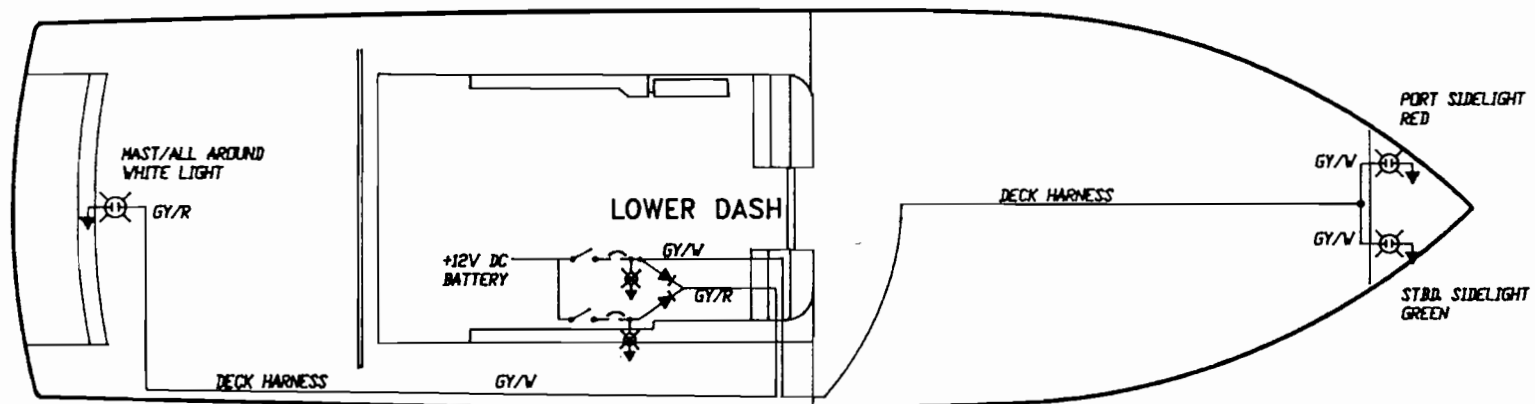
4  
 3  
 2  
 1  
 #

REVISIONS

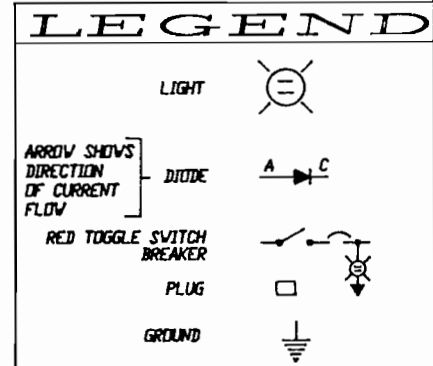
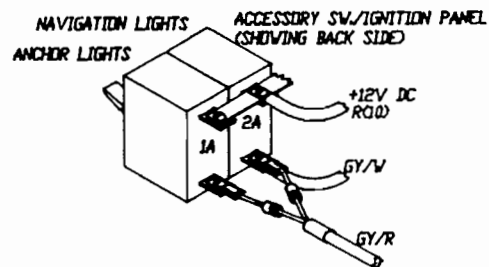
DR CH DATE

FROM HIN # \* TO HIN # \*  
 FROM HIN # \* TO HIN # \*  
 FROM HIN # \* TO HIN # \*  
 FROM HIN # \* TO HIN # \*  
 FROM HIN # \* TO HIN # \*

TITLE: F-271  
 MACERATOR  
 (UNDER VANITY / BILGE)  
 DR BY: KKE CH BY:  
 DATE: 8-1-91 NO.: 271-011



NOTES  
 THE BATTERY SELECTOR SWITCH  
 MUST BE TURNED ON TO OPERATE  
 ANCHOR AND NAVIGATION LIGHTS.



THUNDERBIRD PRODUCTS  
 P.O. BOX 501  
 DECATUR, IN 46733  
 (219) 724-9111


4  
 3  
 2  
 1  
 #

REVISIONS

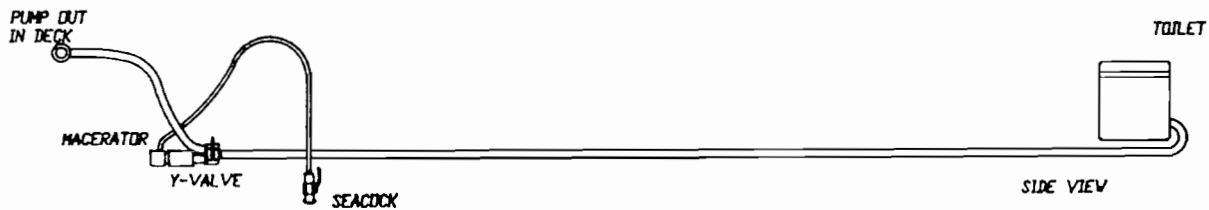
DR CH DATE

FROM HIN #	*	TO HIN #	*
FROM HIN #	*	TO HIN #	*
FROM HIN #	*	TO HIN #	*
FROM HIN #	*	TO HIN #	*
FROM HIN #	*	TO HIN #	*

TITLE: F-271  
 NAVIGATION LIGHTS  
 DR BY: KKE CH BY:  
 DATE: 6-11-92 NO.: 271-010 h



OVERVIEW



SIDE VIEW

THUNDERBIRD PRODUCTS  
 P.O. BOX 501  
 DECATUR, IN 46733  
 (219) 724-9111

4  
 3  
 2  
 1  
 #

REVISIONS

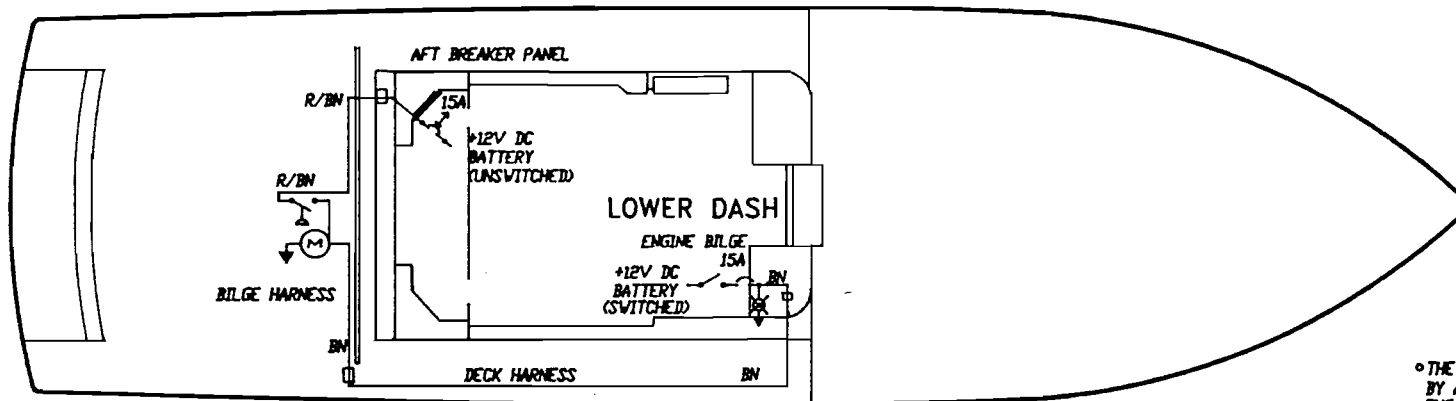
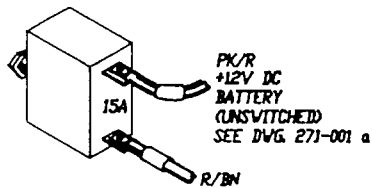
DR CH DATE

FROM HIN #	TO HIN #
FROM HIN #	TO HIN #
FROM HIN #	TO HIN #
FROM HIN #	TO HIN #
FROM HIN #	TO HIN #
FROM HIN #	TO HIN #

TITLE: F-271 MACERATOR HOOK-UP (PLUMBING)	
DR BY: RKE	CH BY:
DATE: / /	NO.: 271-011 b

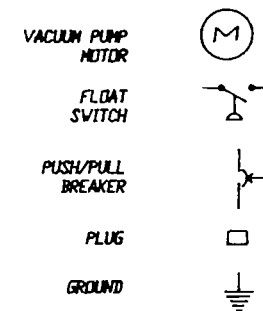


ENGINE BILGE BREAKER  
AFT BREAKER PANEL  
(VIEWING FROM BACK SIDE)



- THE ENGINE BILGE IS POWERED BY A 12V DC BATTERY.
- THE BATTERY SELECTOR SWITCH MUST BE IN THE ON POSITION FOR MANUAL OPERATION.
- TO REMOVE CONSTANT PWR. TO THE ENGINE BILGE FLOAT SWITCH, THE ENGINE BILGE BREAKER IN AFT BRKR. PANEL MUST BE PULLED OUT.
- SEE -131 b FOR DRAIN LINES.

## LEGEND



THUNDERBIRD PRODUCTS  
P.O. BOX 501  
DECATUR, IN 46733  
(219) 724-9111

4  
3  
2  
1  
#

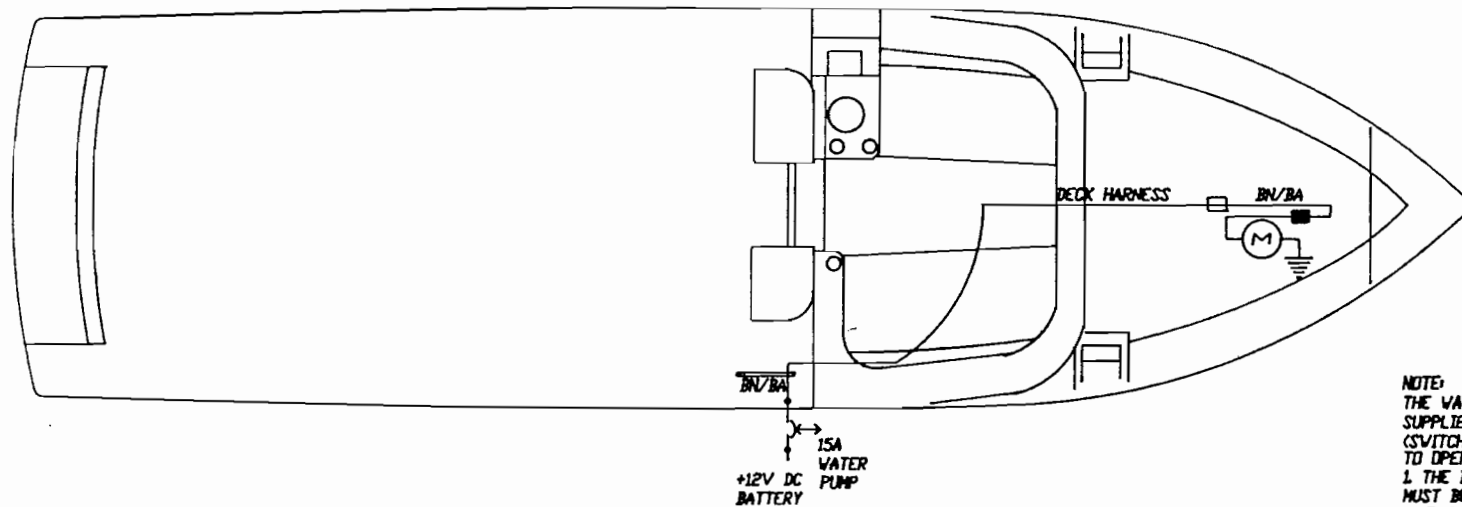
REVISIONS

DR CH DATE

FROM HIN # \*  
FROM HIN # \*  
FROM HIN # \*  
FROM HIN # \*  
FROM HIN # \*

TO HIN # \*  
TO HIN # \*  
TO HIN # \*  
TO HIN # \*  
TO HIN # \*

TITLE: F-271  
ENGINE BILGE PUMP  
(AFT BILGE / DASH)  
DR BY: KKE CH BY:  
DATE: 6 ? NO.: 271-013 b



NOTE:  
 THE WATER PUMP POWER IS SUPPLIED BY A 12V DC BATTERY (SWITCHED) TO OPERATE:  
 1. THE BATTERY SELECTOR SWITCH MUST BE SWITCHED "ON".  
 2. THE WATER PUMP BREAKER IN THE UNDER DASH BREAKER PANEL MUST BE PUSHED IN.  
 3. THE WATER PUMP IS NOW POWERED.

ACTIVATE PUMP.  
 SEE -131 FOR WATER LINES.

## LEGEND

BREAKER SWITCH



PUMP MOTOR



SPLICE

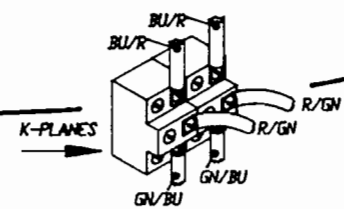
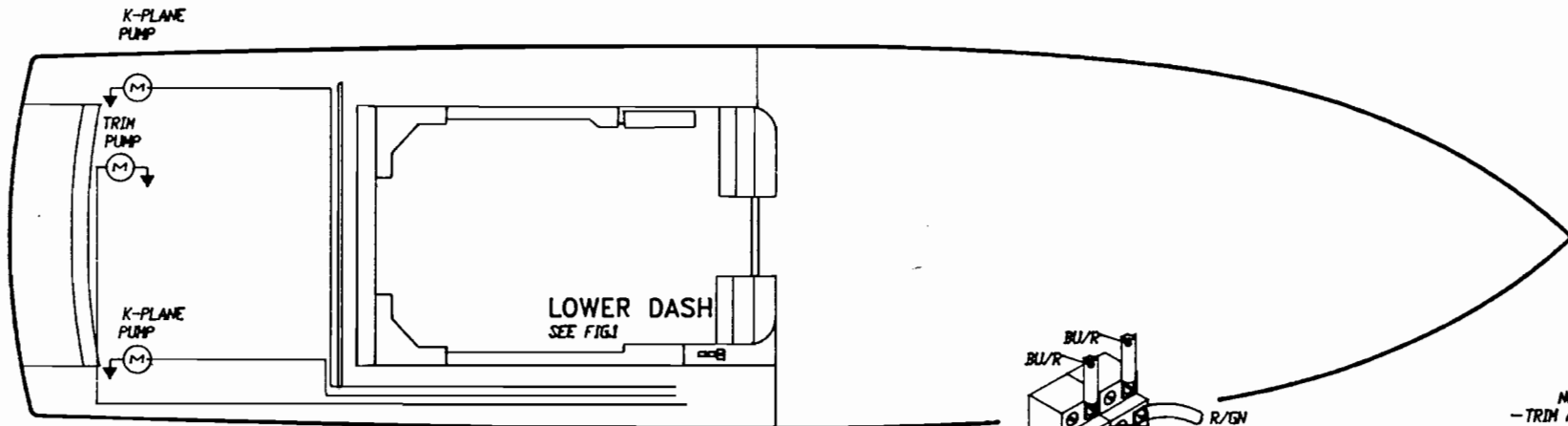
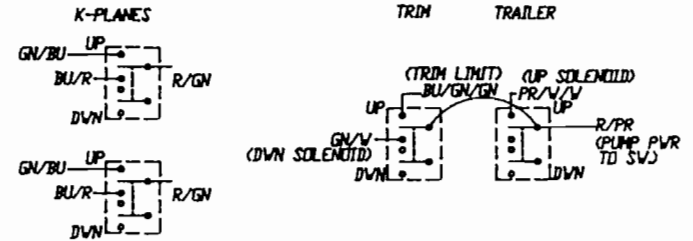


PLUG



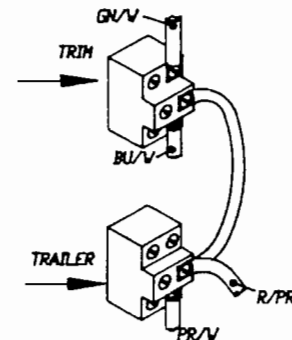
THUNDERBIRD PRODUCTS	4					FROM HIN #	TO HIN #	TITLE: F-271
P.O. BOX 501	3					FROM HIN #	TO HIN #	WATER PUMP WIRING
DECATUR, IN 46733	2					FROM HIN #	TO HIN #	(AC/DC PANEL / V-BERTH)
(219) 724-9111	1					FROM HIN #	TO HIN #	DR BY: KKE CH BY:
	#					FROM HIN #	TO HIN #	DATE: 12 NO.: 271-013
		REVISIONS	DR	CH	DATE			

FIG 1

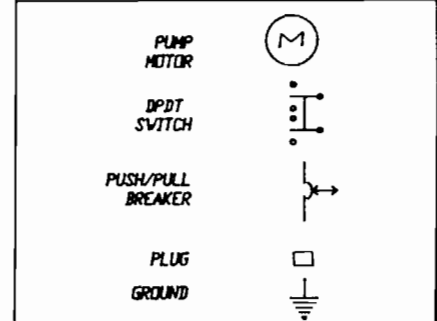


- NOTES
- TRIM AND K-PLANE PUMPS ARE POWERED BY A 12V DC BATTERY.
  - SEE KIECKHAEFER OWNERS MANUAL FOR K-PLANE WIRING
  - SEE DV6271-015a FOR TRIM PUMP WIRING.

VIEWING FROM BACK SIDE  
SEE FIG1 FOR SCHEMATIC  
DETAIL.



LEGEND



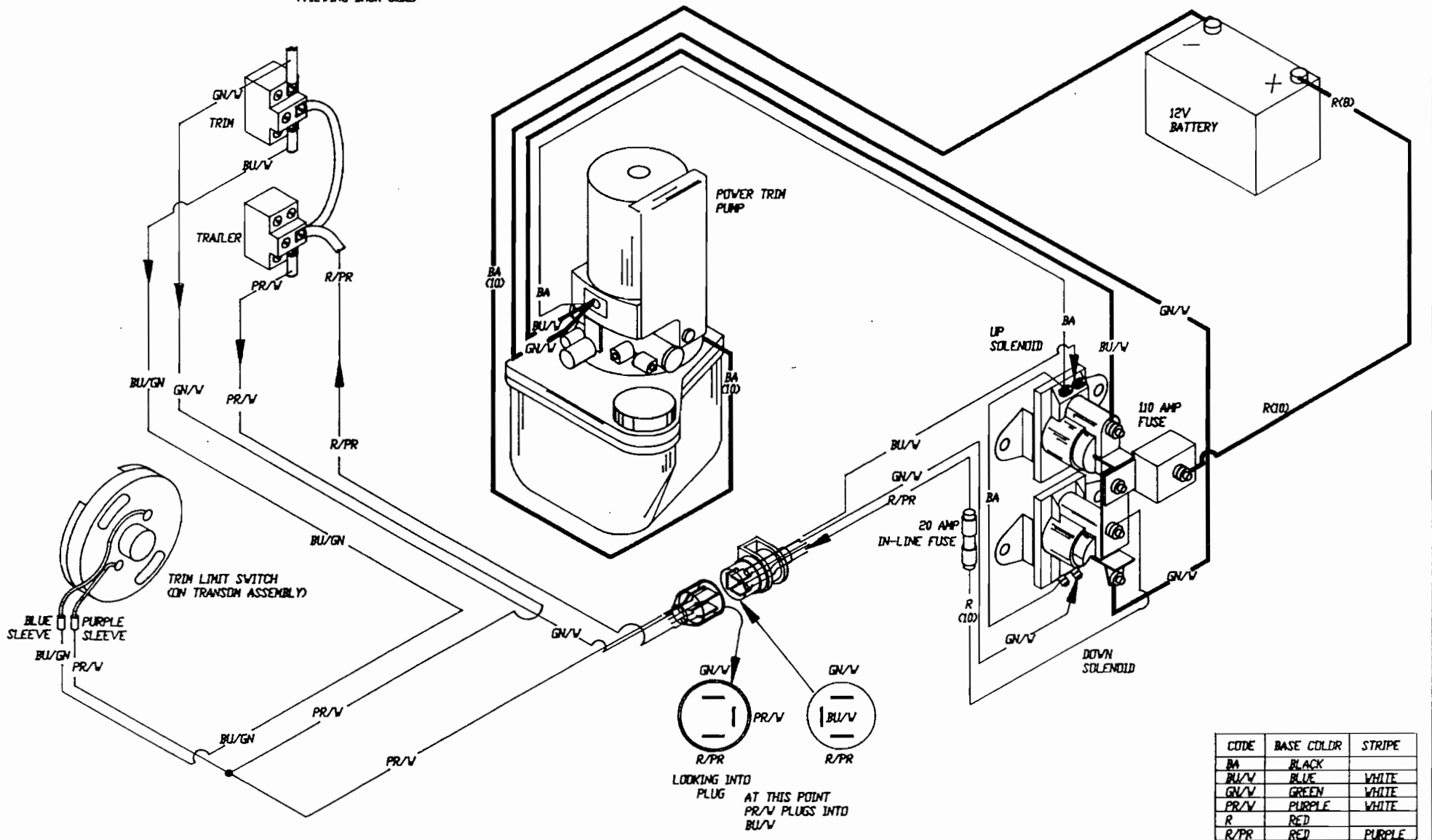
CODE	BASE COLOR	STRIPE
BA	BLACK	
BU/R	BLUE	RED
BU/V	BLUE	WHITE
GN/BU	GREEN	BLUE
GN/V	GREEN	WHITE
PR/V	PURPLE	WHITE
R	RED	
R/GN	RED	GREEN
R/PR	RED	PURPLE

THUNDERBIRD PRODUCTS  
P.O. BOX 501  
DECATUR, IN 46733  
(219) 724-9111

REV	DESCRIPTION	DR	CH	DATE	FROM HIN #	TO HIN #
4					FROM HIN #	TO HIN #
3					FROM HIN #	TO HIN #
2					FROM HIN #	TO HIN #
1					FROM HIN #	TO HIN #
#					FROM HIN #	TO HIN #

TITLE: F-271  
TRIM & K-PLANE PUMPS  
(BILGE /SHIFTER PANEL)  
DR BY: KKE CH BY:  
DATE: 6/92 NO.: 271-015

TRIM/TRAILER SWITCHES  
(VIEWING BACK SIDE)



CODE	BASE COLOR	STRIPE
BA	BLACK	
BU/V	BLUE	WHITE
GN/V	GREEN	WHITE
PR/V	PURPLE	WHITE
R	RED	
R/PR	RED	PURPLE

THUNDERBIRD PRODUCTS  
P.O. BOX 501  
DECATUR, IN 46733  
(219) 724-9111

4  
3  
2  
1

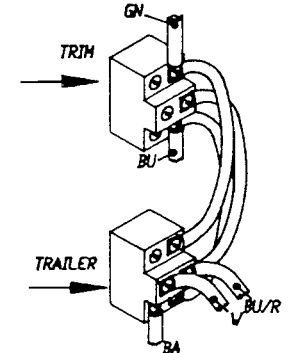
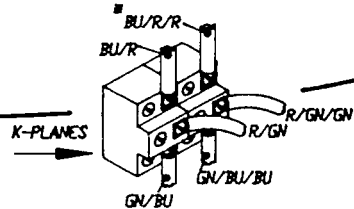
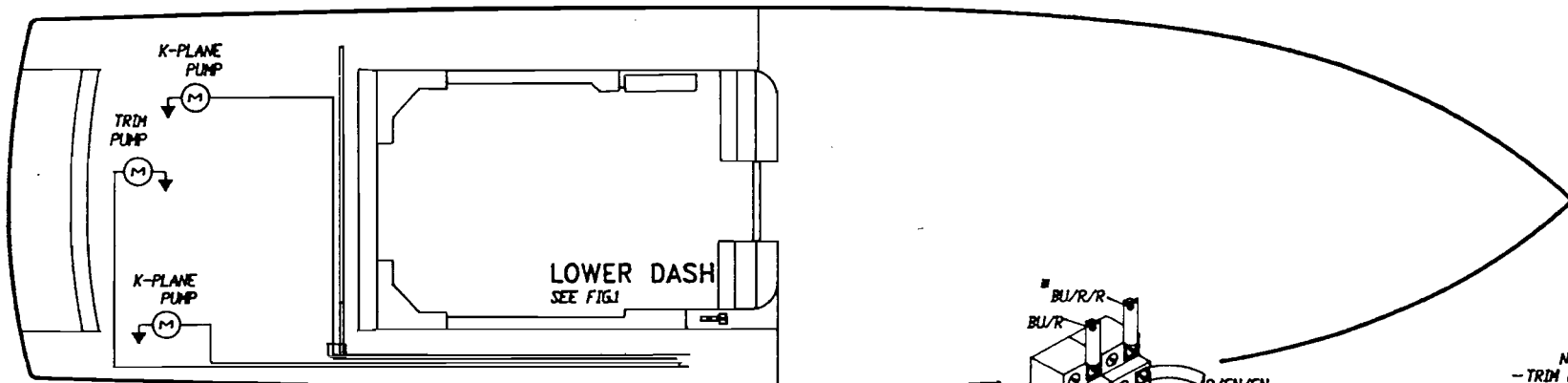
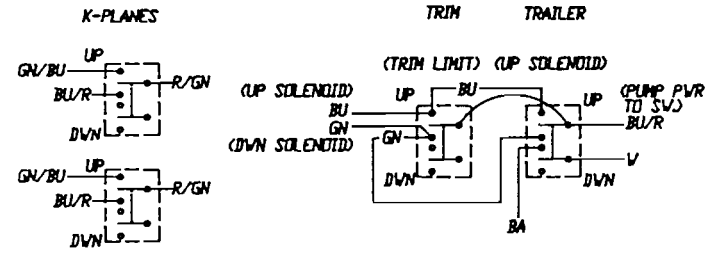
REVISIONS

DR GH DATE

FROM HIN #	TO HIN #

TITLE: F-271  
MERC POWER TRIM WIRING  
(SHIFTER PANEL/BULGE WALL)  
DR BY: KKE CH BY:  
DATE: 6-10-92 NO.: 271-015 a

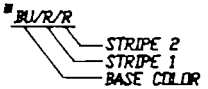
FIG 1



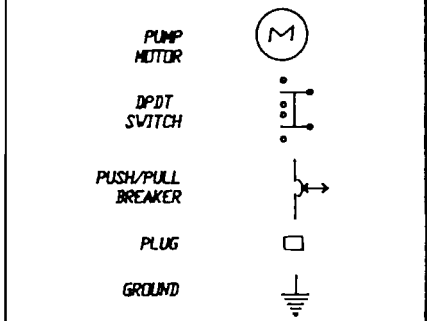
VIEWING FROM BACK SIDE  
SEE FIG 1 FOR SCHEMATIC  
DETAIL

- NOTES:  
 - TRIM AND K-PLANE PUMPS ARE POWERED BY A 12V DC BATTERY.  
 - SEE KIEKHAEFER OWNERS MANUAL FOR K-PLANE WIRING  
 - SEE VOLVO OWNER'S MANUAL FOR POWER TRIM WIRING

CODE	BASE COLOR	STRIPE
BA	BLACK	
BL/R	BLUE	RED
BU	BLUE	
GN/BU	GREEN	BLUE
GN	GREEN	
V	WHITE	
R/GN	RED	GREEN



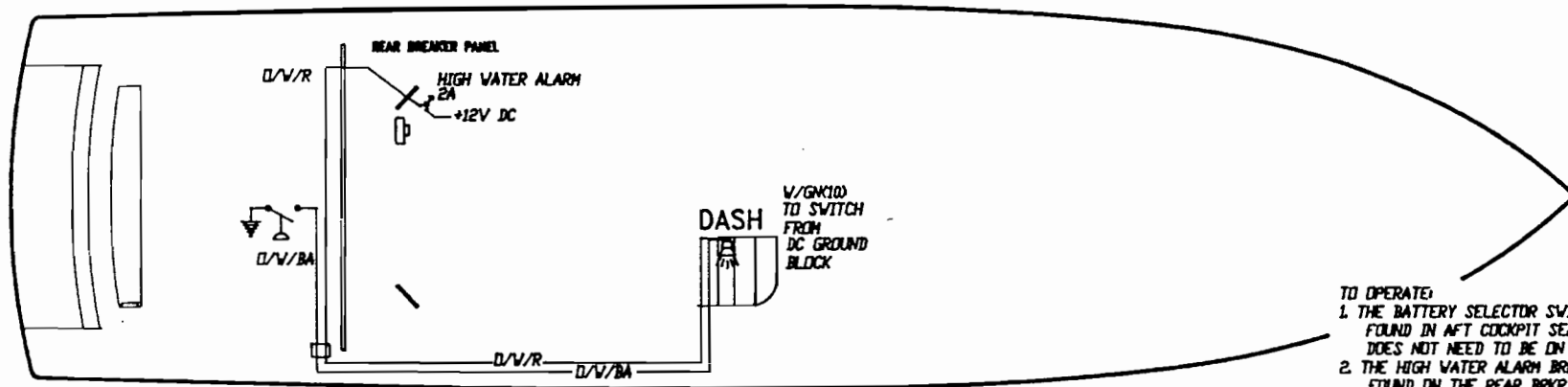
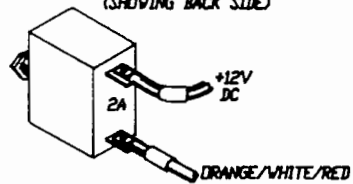
LEGEND



THUNDERBIRD PRODUCTS	4					FROM HIN #	TO HIN #	TITLE: F-271
P.O. BOX 501	3					FROM HIN #	TO HIN #	TRIM & K-PLANE PUMPS
DECATUR, IN 46733	2					FROM HIN #	TO HIN #	(BILGE / SHIFTER PANEL)
(219) 724-9111	1					FROM HIN #	TO HIN #	DR BY: KKE CH BY:
	#	REVISIONS	DR	CH	DATE	FROM HIN #	TO HIN #	DATE: 6-10-92 NO.: 271-015 b



REAR BREAKER PANEL  
(SHOWING BACK SIDE)



TO OPERATE:

1. THE BATTERY SELECTOR SWITCH FOUND IN AFT COCKPIT SEAT PAN DOES NOT NEED TO BE ON L2 OR 'ALL'.
2. THE HIGH WATER ALARM BREAKER FOUND ON THE REAR BRKR PANEL MUST BE PUSHED IN (CLOSED).

LEGEND

N.O. FLOAT SWITCH	
PUSH/PULL BREAKER	
PLUG	
SIREN (ALARM)	
GROUND	

WHEN WATER IN THE BILGE IS AT A LEVEL THAT MAY REQUIRE MANUAL PUMPING THE UNDER DASH ALARM WILL SOUND.

- WHEN ALARM SOUNDS
1. CHECK TRANSDM SEALS AND DRAINS FOR LEAKAGE.
  2. CHECK BATTERY LEVELS. THE BILGE PUMP WILL NOT OPERATE WHEN THE BATTERY IS BELOW FULL CHARGE.
  3. CONSULT MARINA'S SERVICE DEPARTMENT OR CONTACT FORMULA'S TECHNICAL ASSISTANCE GROUP.

THUNDERBIRD PRODUCTS  
P.O. BOX 501  
DECATUR, IN 46733  
(219) 724-9111

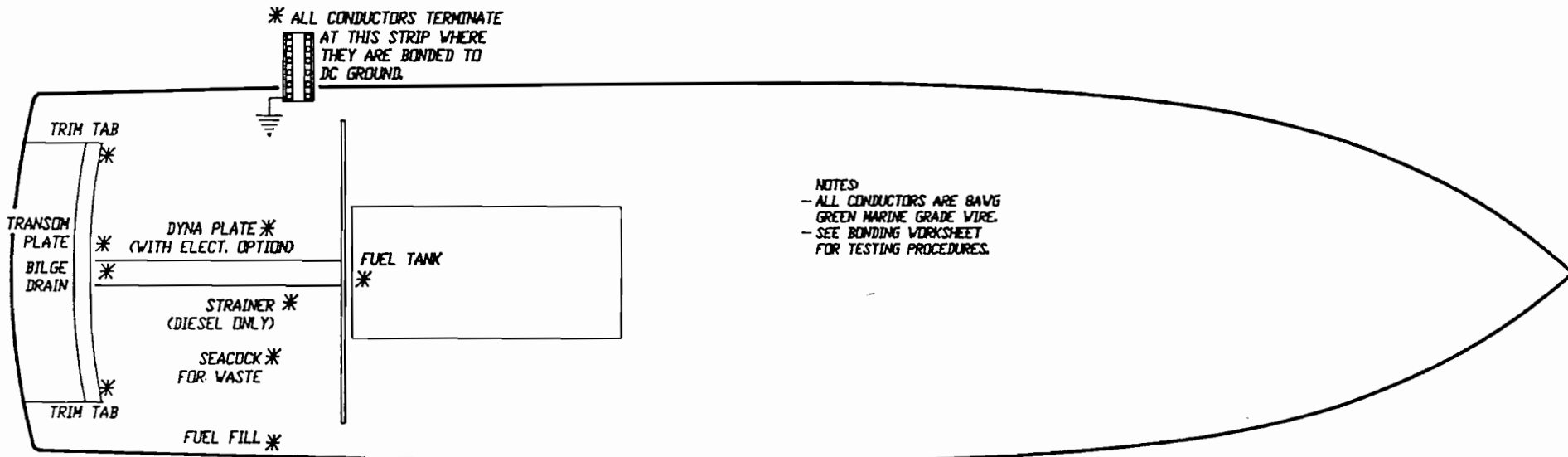
4  
3  
2  
1  
#

REVISIONS

OR CH DATE

FROM HIN #	TO HIN #
FROM HIN #	TO HIN #
FROM HIN #	TO HIN #
FROM HIN #	TO HIN #
FROM HIN #	TO HIN #

TITLE: F-271 HIGH WATER ALARM (ENGINE COMPRT./DASH)	
DR BY: KKE	CH BY:
DATE: 6-11-91	NO.: 271-017

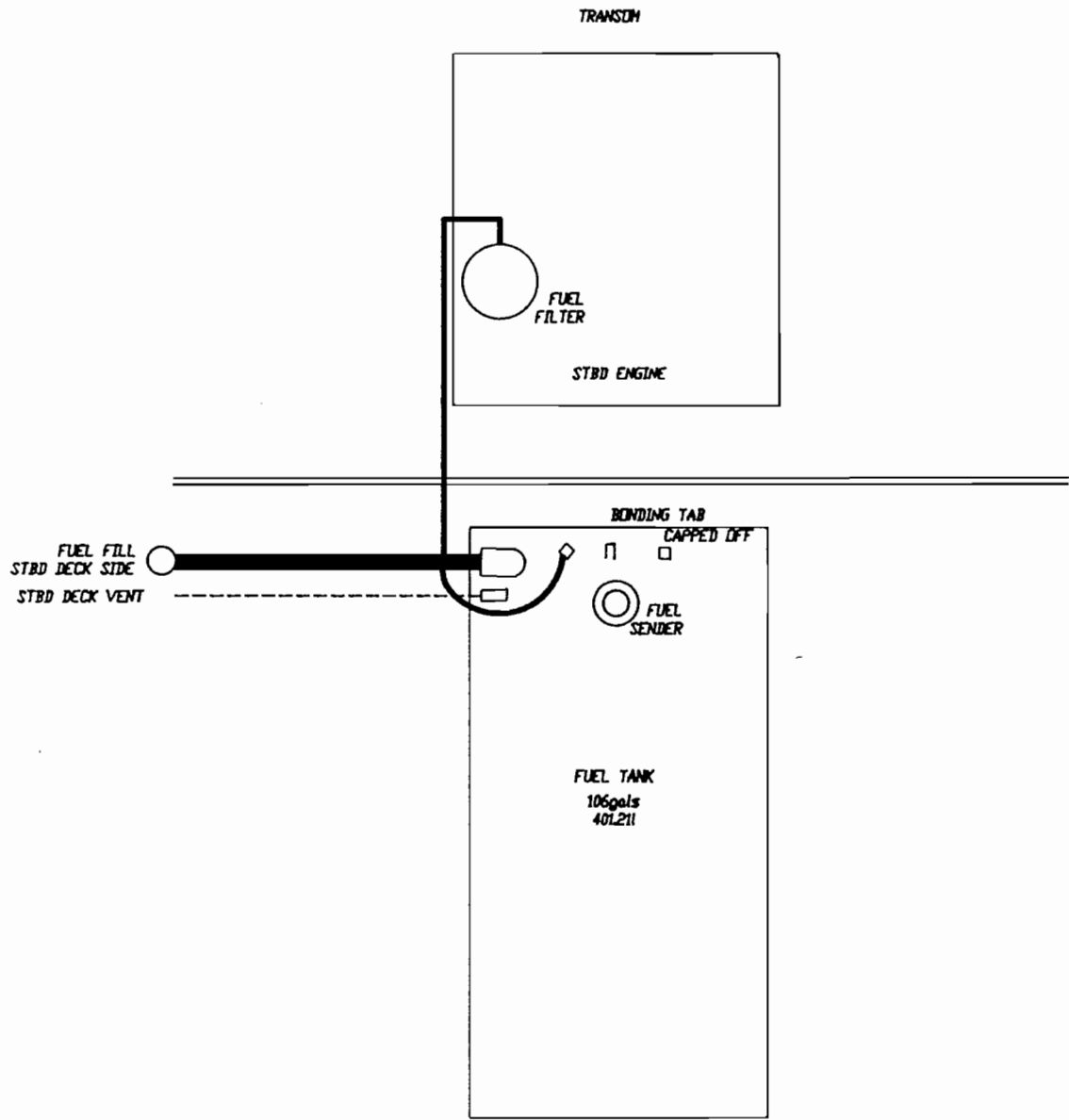


NOTES  
 - ALL CONDUCTORS ARE BANG  
 GREEN MARINE GRADE WIRE.  
 - SEE BONDING WORKSHEET  
 FOR TESTING PROCEDURES.

THUNDERBIRD PRODUCTS  
 P.O. BOX 501  
 DECATUR, IN 46733  
 (219) 724-9111

4					FROM HIN #	TO HIN #	TITLE: F-271 BONDED EQUIPMENT
3					FROM HIN #	TO HIN #	
2					FROM HIN #	TO HIN #	
1					FROM HIN #	TO HIN #	
#	REVISIONS	DR	CH	DATE	FROM HIN #	TO HIN #	DR BY: KKE CH BY: DATE: 6-11-92 NO.: 271-129

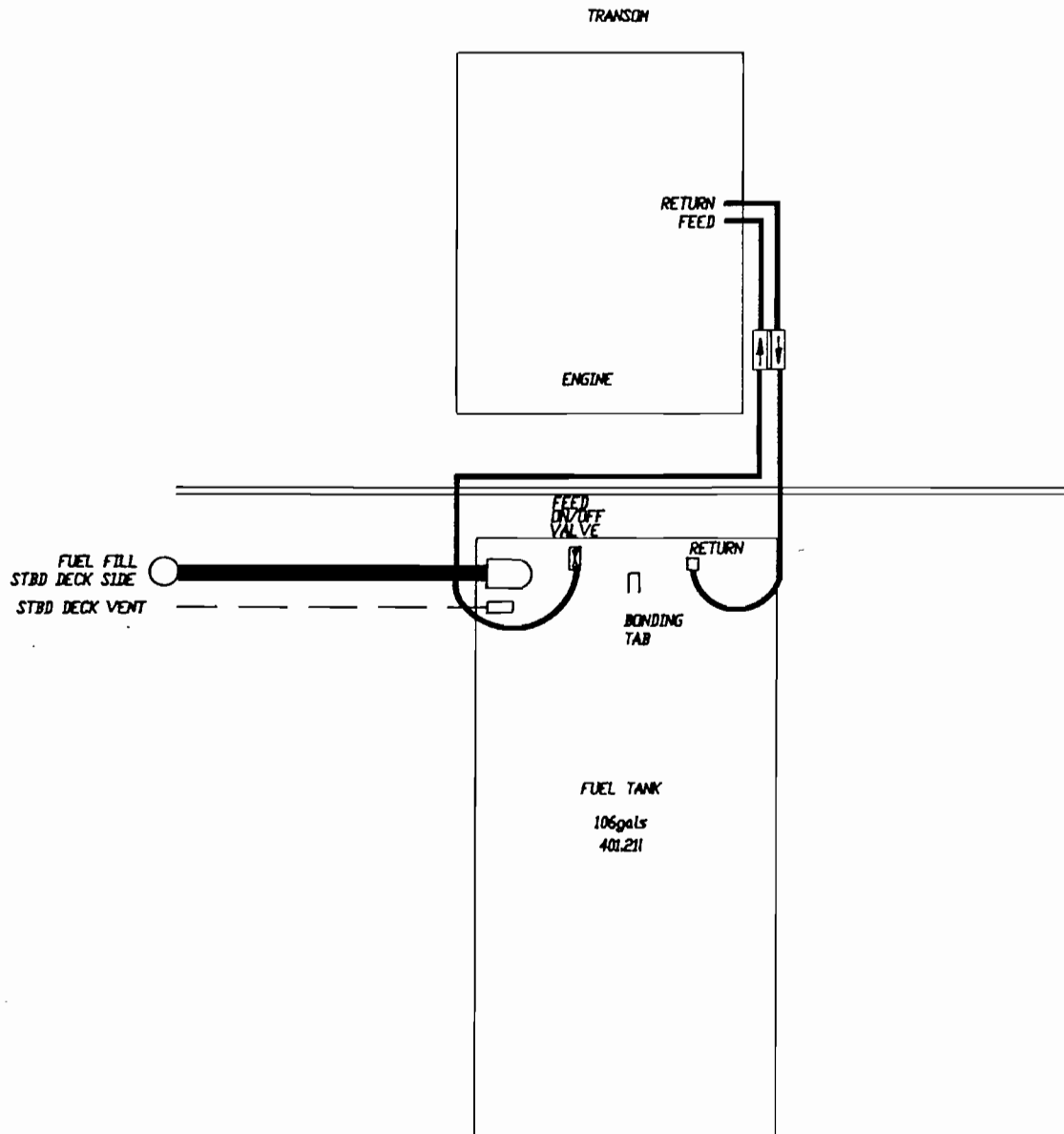




## LEGEND

- FUEL LINES  
USCG TYPE A-1  
3/8" SAE J1527  
(9.525 mm) —————
- FUEL FILL  
USCG TYPE A-1  
1 1/2" ID SAE J1527  
2 (38.1 mm) —————
- VENT LINE  
USCG TYPE A-1  
5/8" SAE J1527  
(15.8 mm) - - - - -

THUNDERBIRD PRODUCTS P.O. BOX 501 DECATUR, IN 46733 (219) 724-9111	4					FROM HIN #	TO HIN #	TITLE: F-271	
	3					FROM HIN #	TO HIN #	FUEL SYSTEM DIAGRAM (GAS)	
	2					FROM HIN #	TO HIN #	(BTLGD)	
	1					FROM HIN #	TO HIN #	DR BY: KKE	CH BY:
						FROM HIN #	TO HIN #	DATE: 6-11-92	NO.: 271-130 g
						FROM HIN #	TO HIN #		
		REVISIONS	DR	CH	DATE				



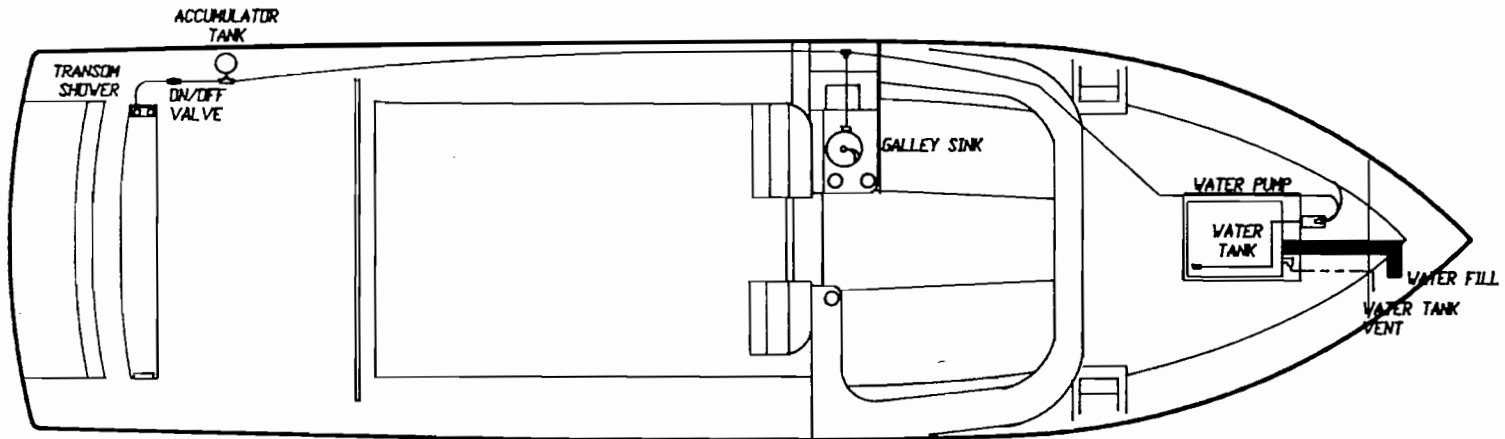
LEGEND	
FUEL LINES USCG TYPE A-1 3/8" SAE J1527 (9.525 mm)	— — — — —
FUEL FILL USCG TYPE A-1 1 1/2" ID SAE J1527 (38.1 mm)	— — — — —
VENT LINE USCG TYPE A-1 5/8" SAE J1527 (15.8 mm)	- - - - -

THUNDERBIRD PRODUCTS  
P.O. BOX 501  
DECATUR, IN 46733  
(219) 724-9111

REV	DESCRIPTION	DR	CH	DATE
4				
3				
2				
1				
7				

FROM HIN #	TO HIN #
FROM HIN #	TO HIN #
FROM HIN #	TO HIN #
FROM HIN #	TO HIN #
FROM HIN #	TO HIN #
FROM HIN #	TO HIN #

TITLE: F-271  
FUEL SYSTEM DIAGRAM  
(DIESEL-VOL VTD)  
DR BY: KKE CH BY:  
DATE: 6-11-98 NO.: 271-130 b



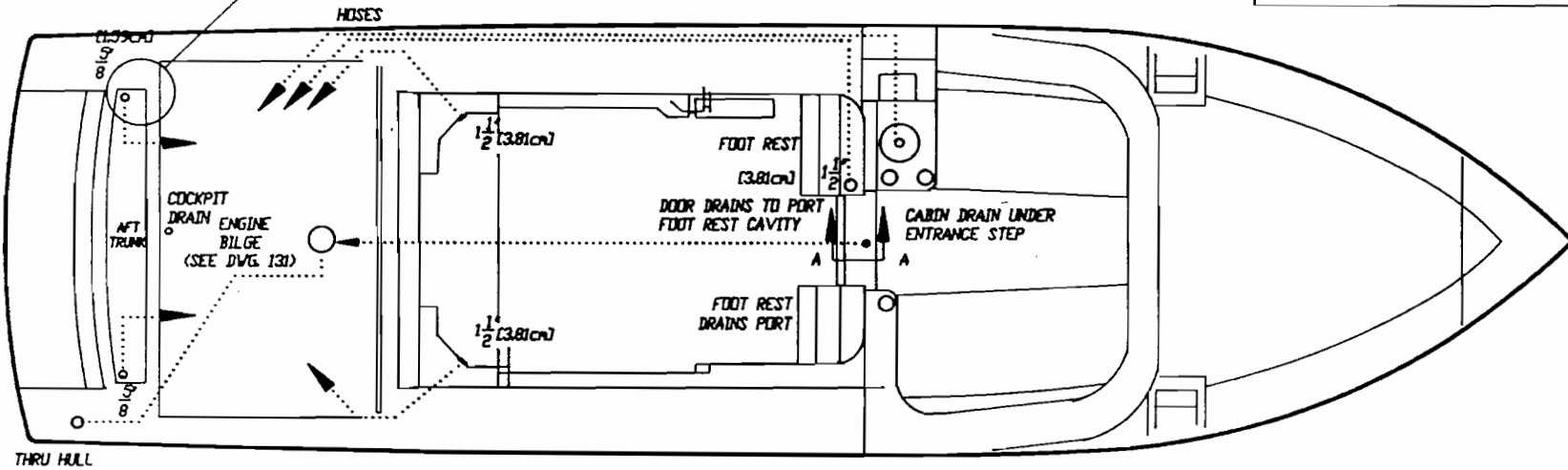
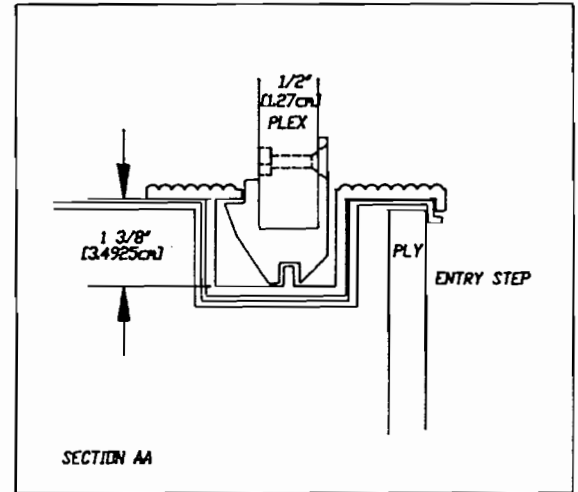
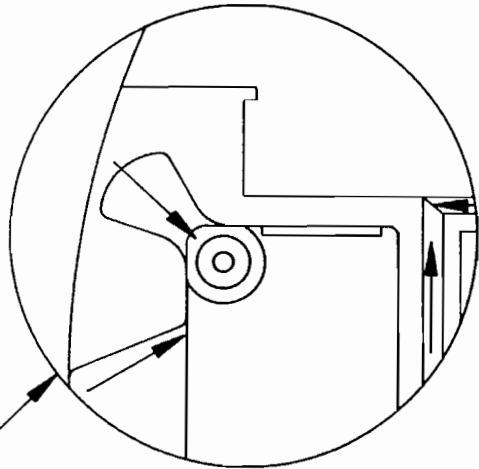
## LEGEND

COLD WATER LINE

VENT LINES

WATER FILL

THUNDERBIRD PRODUCTS P.O. BOX 501 DECATUR, IN 46733 (219) 724-9111	4 3 2 1 #	REVISIONS	DR	CH	DATE	FROM HIN # FROM HIN # FROM HIN # FROM HIN # FROM HIN #	TO HIN # TO HIN # TO HIN # TO HIN # TO HIN #	TITLE: F-271 PLUMBING SYSTEM  DR BY: KKE    CH BY: DATE: 6-10-92    NO.: 271-131
---	-----------------------	-----------	----	----	------	--	--	--



NOTE: ALL COCKPIT DRAINS DRAIN TO THE ENGINE BILGE.

ALL DRAINS SIT ABOVE THE WATERLINE

### LEGEND

VENT LINES -----

DRAINAGE .....

THUNDERBIRD PRODUCTS  
P.O. BOX 501  
DECATUR, IN 46733  
(219) 724-9111

4  
3  
2  
1

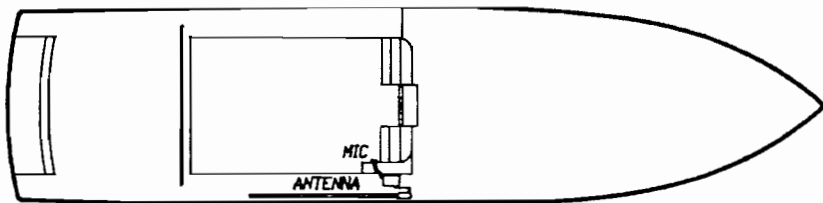
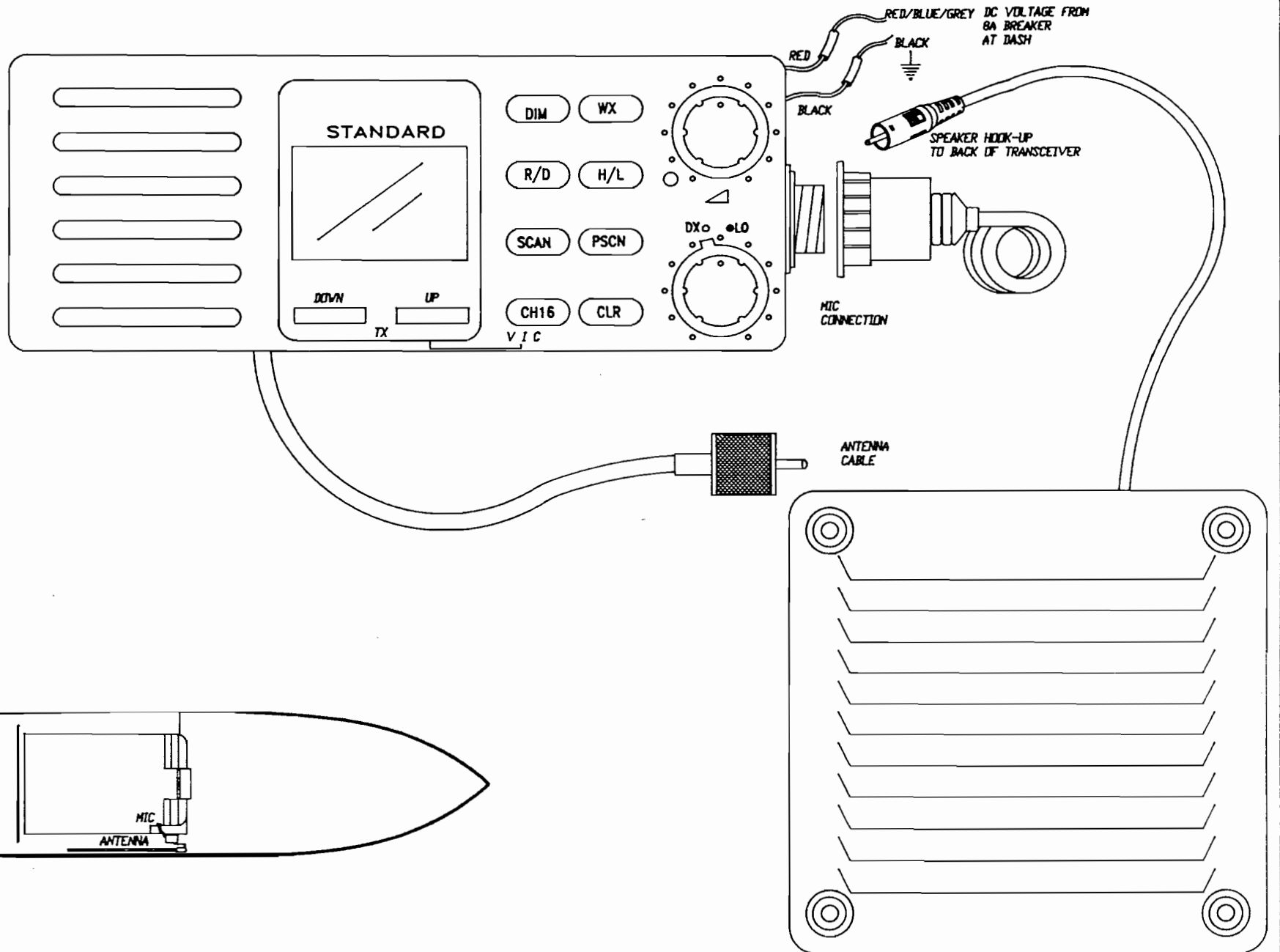
REVISIONS

DR CH DATE

FROM HIN #	TO HIN #
FROM HIN #	TO HIN #
FROM HIN #	TO HIN #
FROM HIN #	TO HIN #
FROM HIN #	TO HIN #

TITLE: F-271  
COCKPIT DRAINAGE

DR BY: KKE CH BY:  
DATE: 6-11-92 NO.: 271-131



THUNDERBIRD PRODUCTS  
P.O. BOX 501  
DECATUR, IN 46733  
(219) 724-9111

4  
3  
2  
1  
#

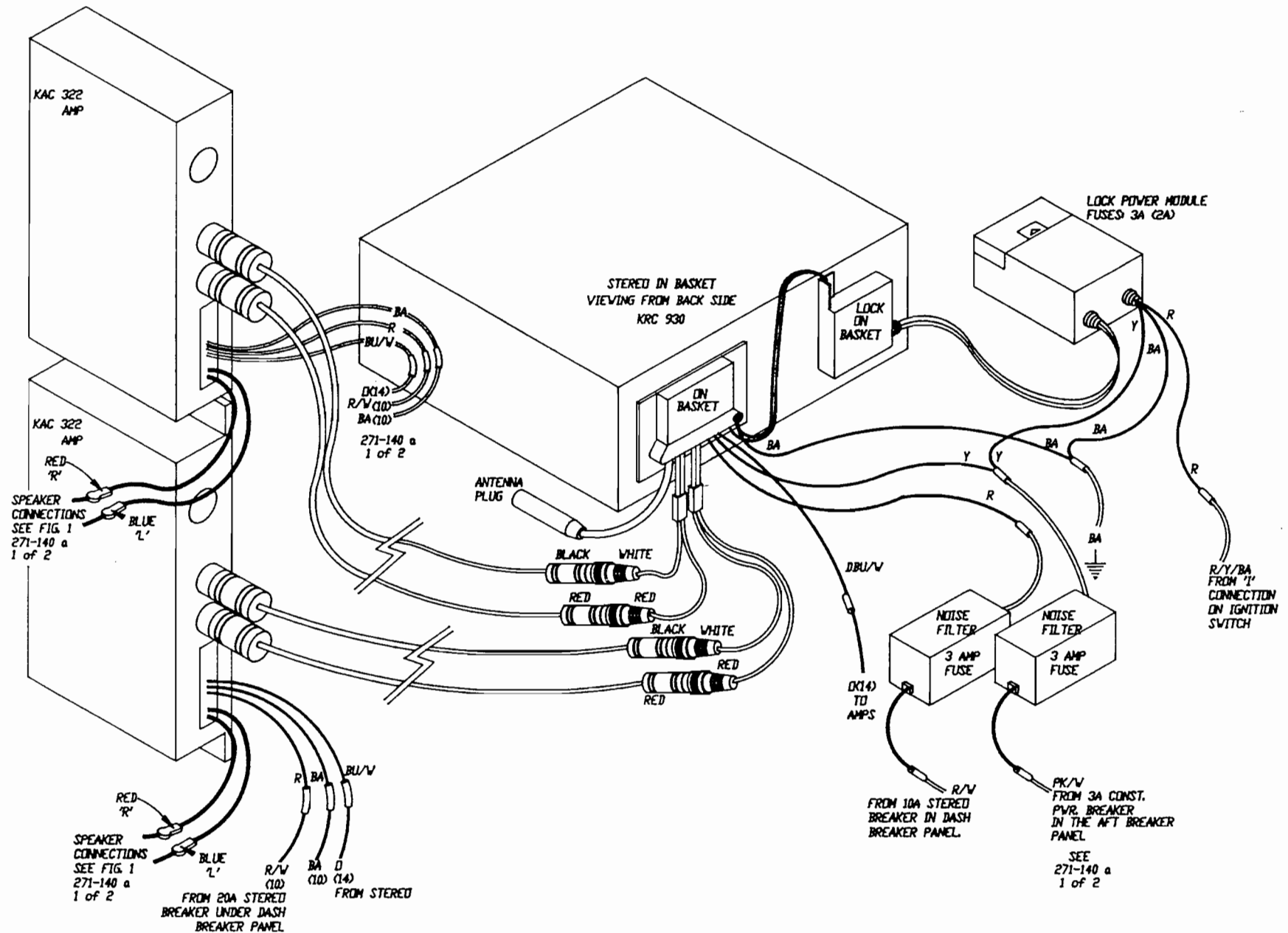
REVISIONS

DR CH DATE

FROM HIN #	TO HIN #
FROM HIN #	TO HIN #
FROM HIN #	TO HIN #
FROM HIN #	TO HIN #
FROM HIN #	TO HIN #

TITLE: F-271  
VHF RADIO WIRING  
DR BY: KKE CH BY:  
DATE: 6-12-92 NO.: 271-144





SEE  
271-140 a  
1 of 2

NOTE: LOOKING FROM THE BACK SIDE.

THUNDERBIRD PRODUCTS P.O. BOX 501 DECATUR, IN 46733 (219) 724-9111	4							FROM HIN #	TO HIN #	TITLE:	
	3							FROM HIN #	TO HIN #	STEREO WITH AMP	
	2							FROM HIN #	TO HIN #		
	1							FROM HIN #	TO HIN #	DR BY: KKE	CH BY:
	#							FROM HIN #	TO HIN #	DATE: 6-12-88	NO: 271-140 a
		REVISIONS					DR	CH	DATE		