

# CONTENTS

TABLE OF CONTENTS.....	1
TABLE OF CONTENTS.....	2
TABLE OF CONTENTS.....	3

## AC CIRCUITS/PANELS

AC OUTLETS 120V.....	4
AC OUTLETS 220V.....	5
AC PANEL 120V.....	6
AC PANEL 220V.....	7
AIR CONDITIONING.....	8
BATTERY CHARGER.....	9
COCKPIT REFRIDGERATOR.....	10
PRO MARINER CHARGER.....	11
SHOREPOWER BREAKER.....	12

## DC CIRCUITS

12V/USB OUTLETS.....	13
AUTO FIRE EXT DTS.....	14
AUTO FIRE EXT STANDARD.....	15
BILGE BLOWERS.....	16
BILGE PUMP, CABIN.....	17
BILGE PUMP, ENGINE.....	18
BONDING.....	19

CAPTAIN'S CALL PORT.....	20
CAPTAIN'S CALL STARBOARD.....	21
CARBON MONOXIDE DETECTOR.....	22
DC DISTRIBUTION DTS.....	23
DC DISTRIBUTION STANDARD.....	24
DC DISTRIBUTION DTS SGL.....	25
DC DISTRIBUTION STANDARD SGL..	26
DEPTH SOUNDER DTS.....	27
DEPTH SOUNDER STANDARD.....	28
ENGINE EXT HARNESS MERCURY....	29
ENGINE EXT HARNESS VOLVO.....	30
ENGINE HATCH RAM.....	31
FUME DETECTOR.....	32
GARMIN CHARTPLOTTER.....	33
HEAD BLOWER.....	34
HIGH WATER ALARM.....	35
HORN.....	36
IGNITION.....	37
INVERTER.....	38

# CONTENTS

## LIGHTS

CABIN LIGHTS.....	39
COURTESY LIGHTS.....	40
DOCKING LIGHTS.....	41
HEAD UNIT LIGHTS.....	42
NAV/ANCH LIGHTS.....	43
MACERATOR.....	44
MERCATHODE.....	45
OUTDRIVE PUMP.....	46
SHOWER SUMP.....	47
START SOLENOID.....	48
STEREO AMP STANDARD.....	49
STEREO AMP/W SUB.....	50
STEREO HEAD UNIT.....	51
STEREO SPEAKERS.....	52
TRIM TABS.....	53
VHF RADIO.....	54
VHF RADIO 2.....	55
WASTE SYSTEM(OVERVIEW).....	56
WASTE SYSTEM(TANK FLOAT).....	57
WASTE SYSTEM(TANK WATCH).....	58
WASTE SYSTEM(TOILET).....	59
WATER PUMP.....	60

WINDLASS.....	61
---------------	----

WIPER.....	62
------------	----

## DC PANELS

ACCESSORY PANEL.....	63
----------------------	----

AFT BREAKER PANEL.....	64
------------------------	----

BATTERY SWITCH PNL DTS.....	65
-----------------------------	----

BATTERY SWITCH PNL STANDARD..	66
-------------------------------	----

BATTERY SWITCH PNL DTS SGL...	67
-------------------------------	----

BATTERY SWITCH PNL STND SGL..	68
-------------------------------	----

DASH BREAKER PANEL.....	69
-------------------------	----

IGNITION PANEL DTS.....	70
-------------------------	----

IGNITION PANEL STANDARD.....	71
------------------------------	----

MAIN PANEL PERFORMANCE.....	72
-----------------------------	----

MAIN DASH SMARTCRAFT.....	73
---------------------------	----

MAIN DASH STANDARD.....	74
-------------------------	----

MAIN PANEL VESSELVIEW.....	75
----------------------------	----

TRIM PANEL STANDARD.....	76
--------------------------	----

## FUEL

FUEL SYSTEM.....	77
------------------	----

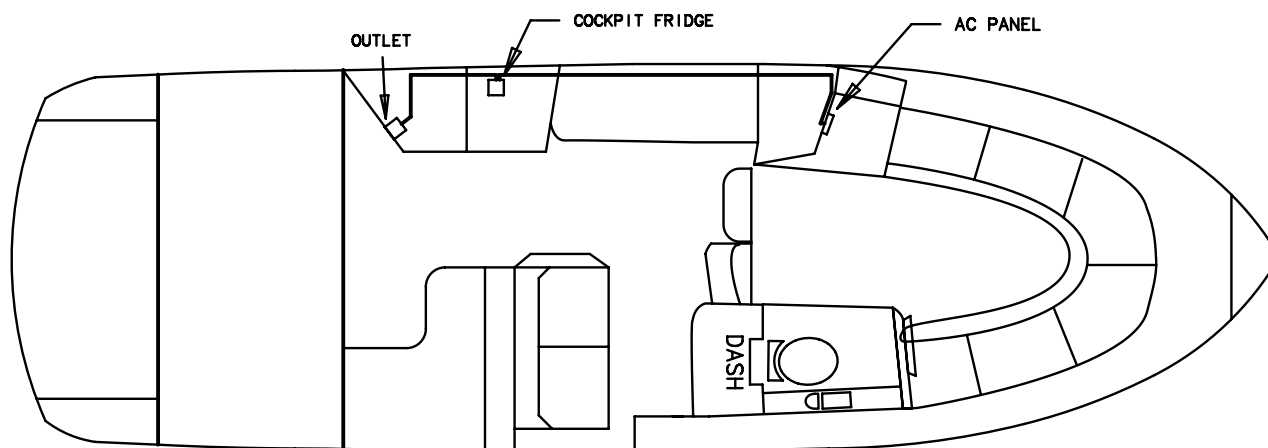
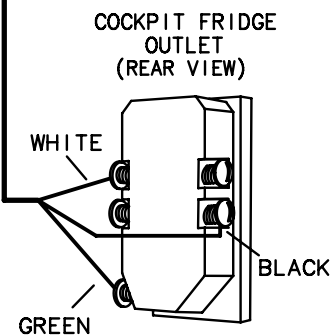
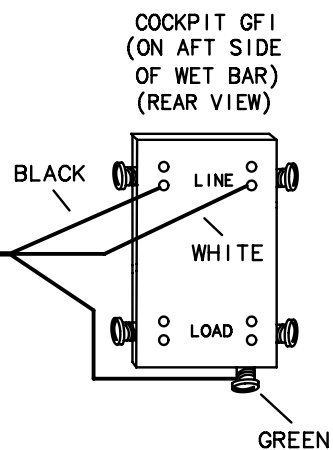
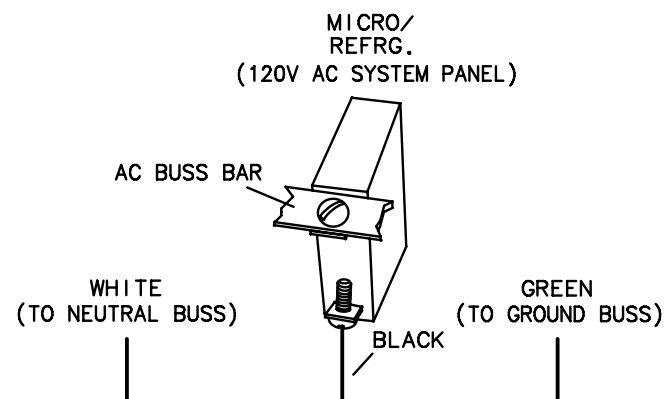
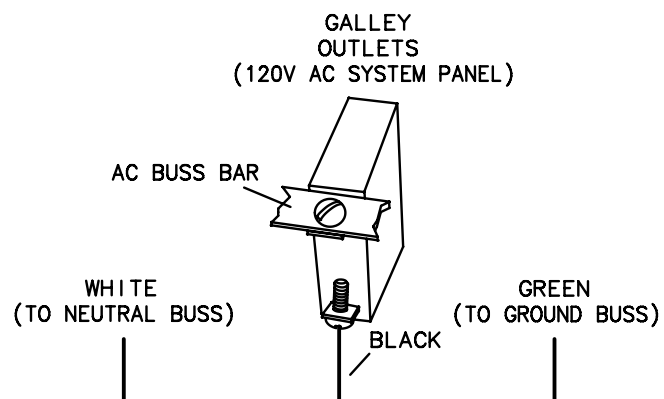
# CONTENTS

## PLUMBING

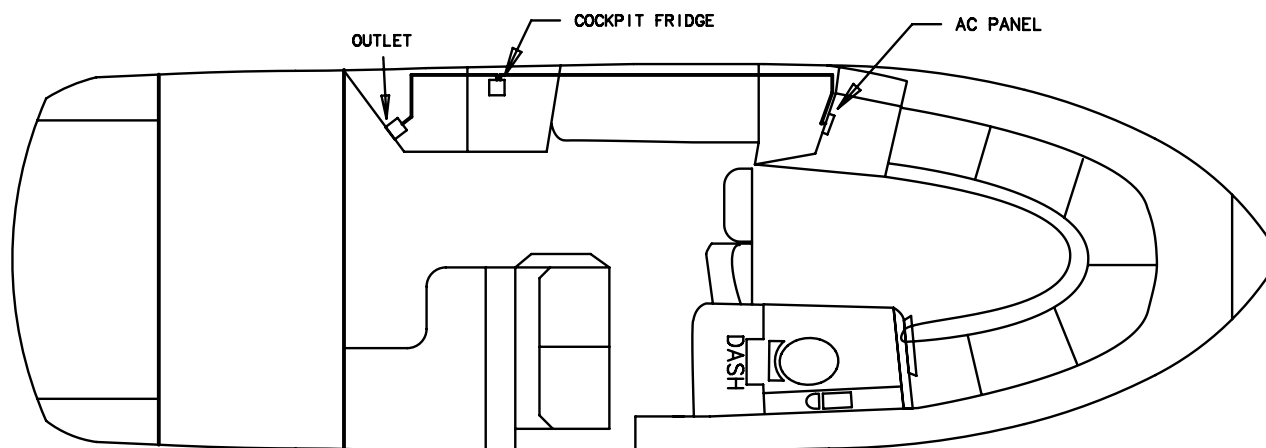
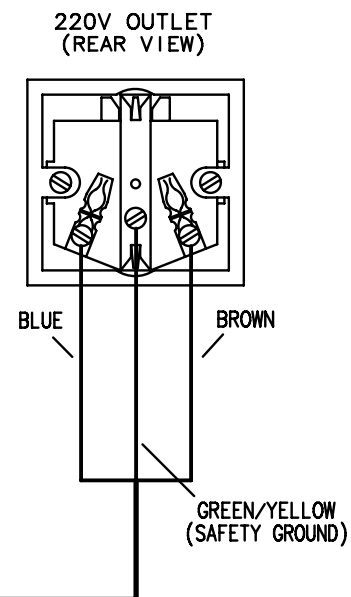
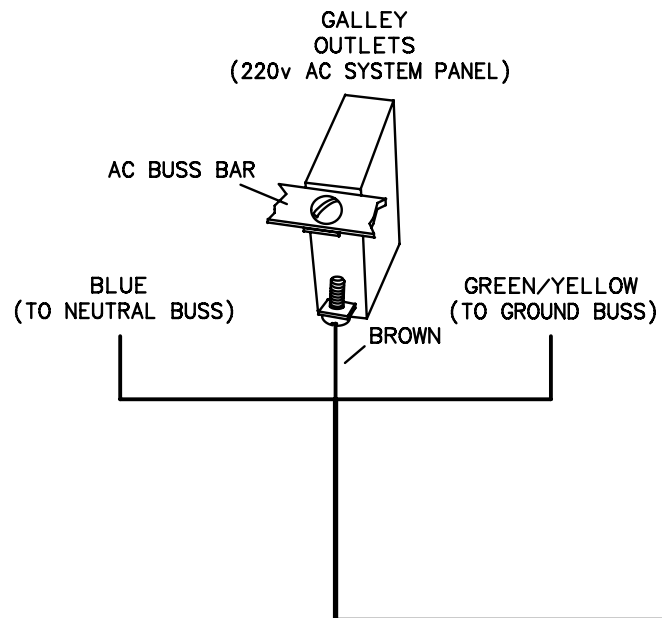
BILGE PUMPS.....	78
HAND PUMP TOILET.....	79
MACERATOR.....	80
SHOWER SUMP.....	81
WASTE SYSTEM(VACUFLUSH).....	82
WATER SYSTEM.....	83

WIRE IDENTIFICATION			
WIRE COLOR	STRIPE	STRIPE	ABBREVIATION
BROWN	ORANGE	WHITE	BN/OR/WH

CODE	COLOR
BK	BLACK
BL	BLUE
RD	RED
PR	PURPLE
YL	YELLOW
GY	GRAY
BN	BROWN
OR	ORANGE
WH	WHITE
GN	GREEN



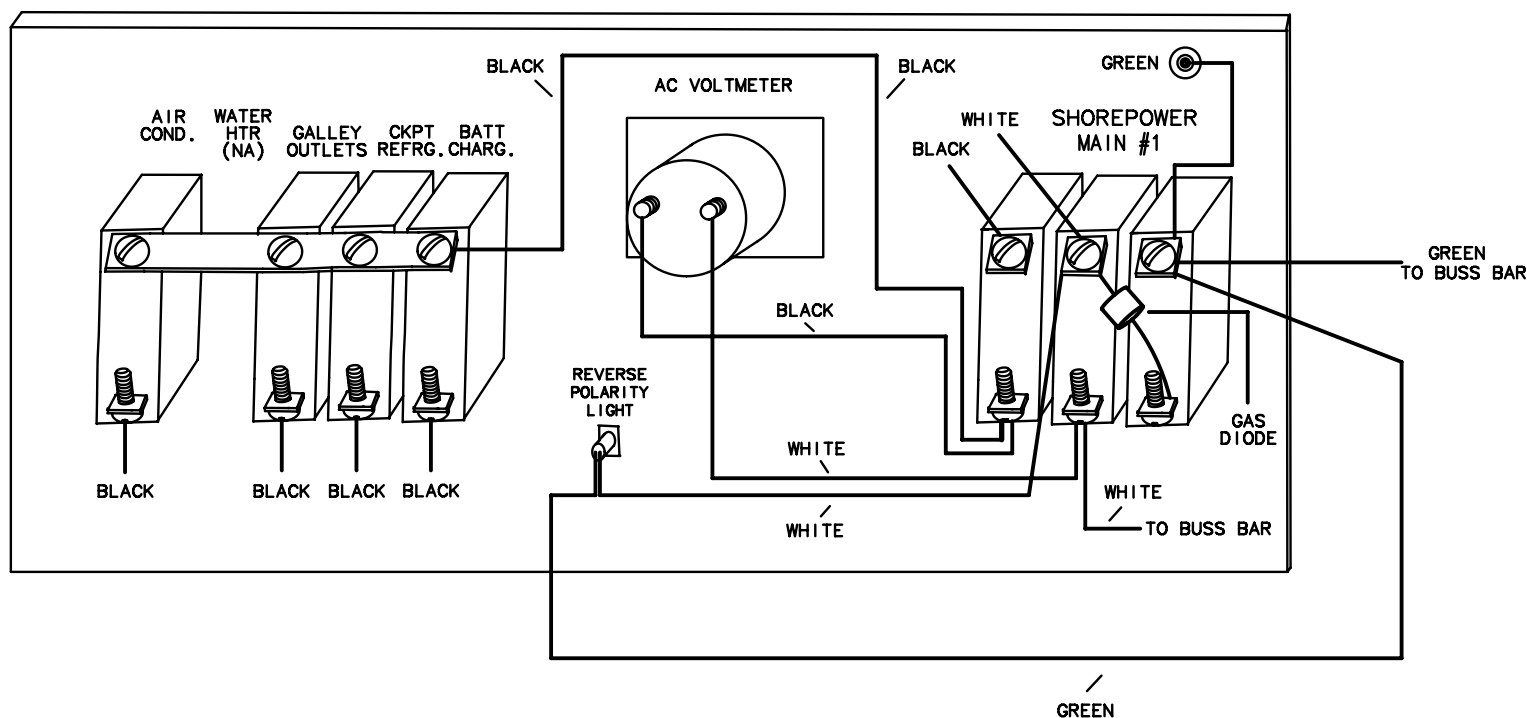
TITLE: AC OUTLETS 120V		THUNDERBIRD PRODUCTS
		P.O. BOX 1003
MOD.: 290 SS	DR BY: KPP	DECATUR IN., 46733
NO.: 4	DATE: 3-11-16	(260) 724-9111



TITLE: AC OUTLETS 220V		THUNDERBIRD PRODUCTS
		P.O. BOX 1003
MOD.: 290 SS	DR BY: KPP	DECATUR IN., 46733
NO.: 5	DATE: 3-11-16	(260) 724-9111

# 120V AC SYSTEM PANEL

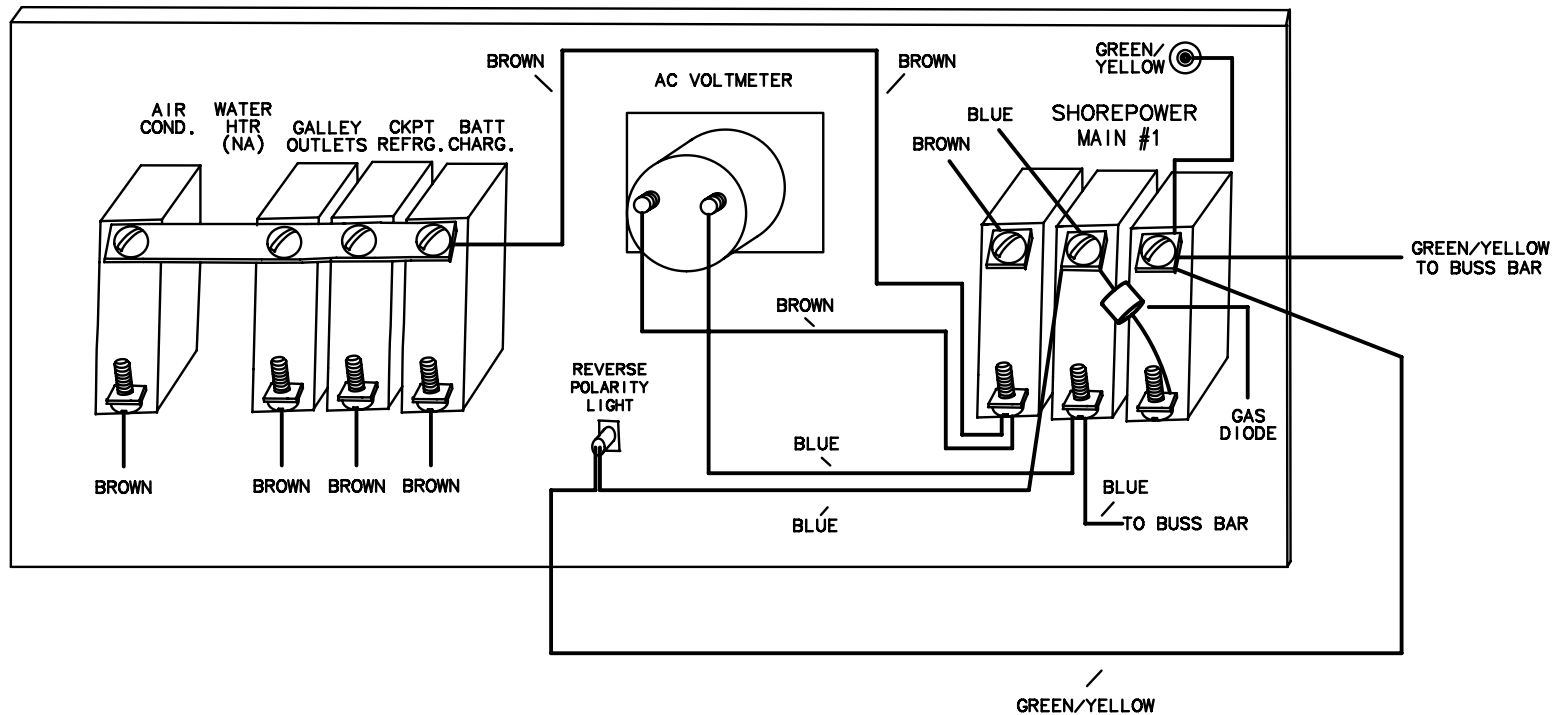
(REAR VIEW)



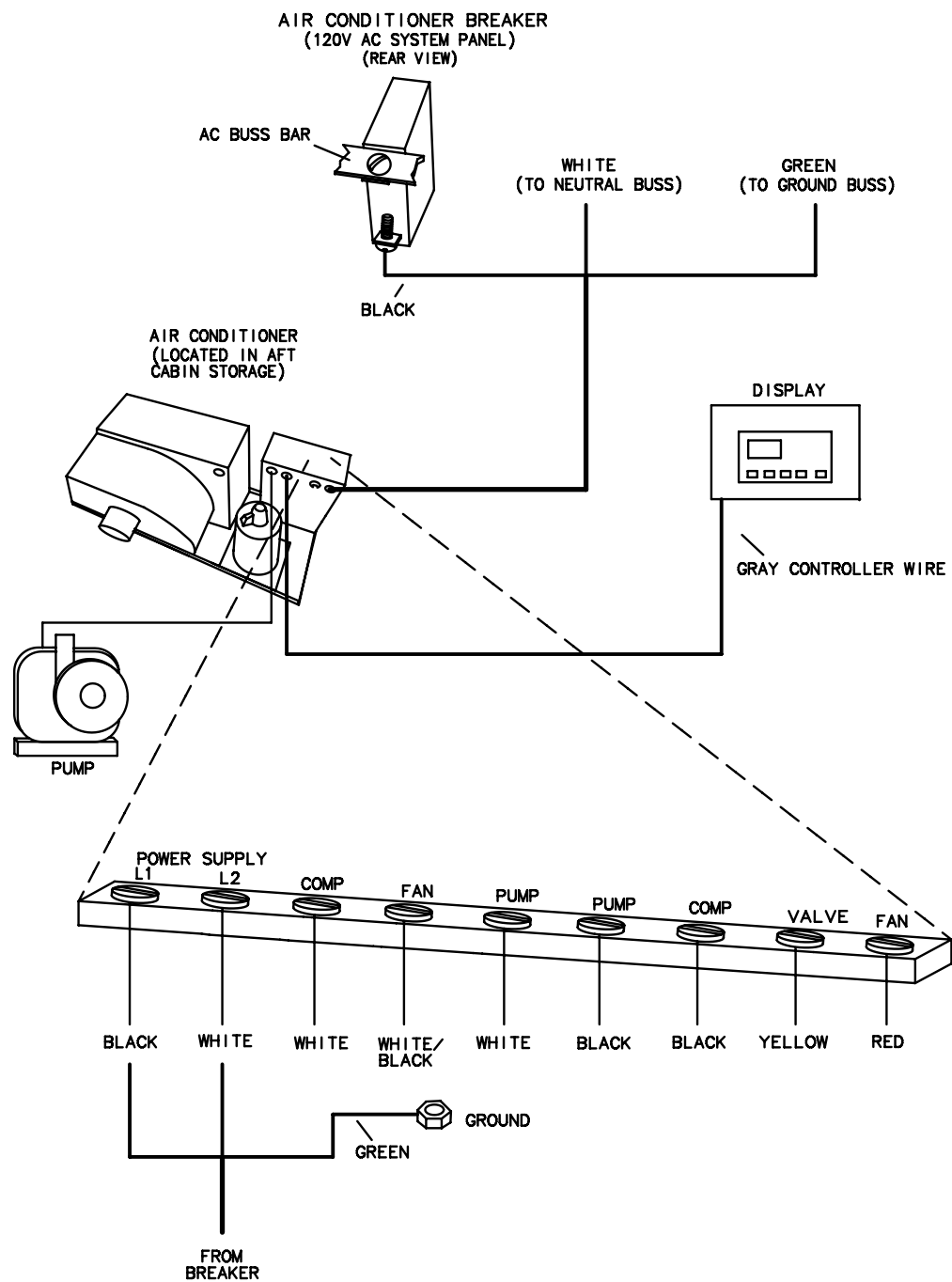
TITLE: AC PANEL 120V		THUNDERBIRD PRODUCTS
		P.O. BOX 1003
MOD.: 290 SS	DR BY: KPP	DECATUR IN., 46733
NO.: 6	DATE: 3-11-16	(260) 724-9111

# 220V AC SYSTEM PANEL

(REAR VIEW)

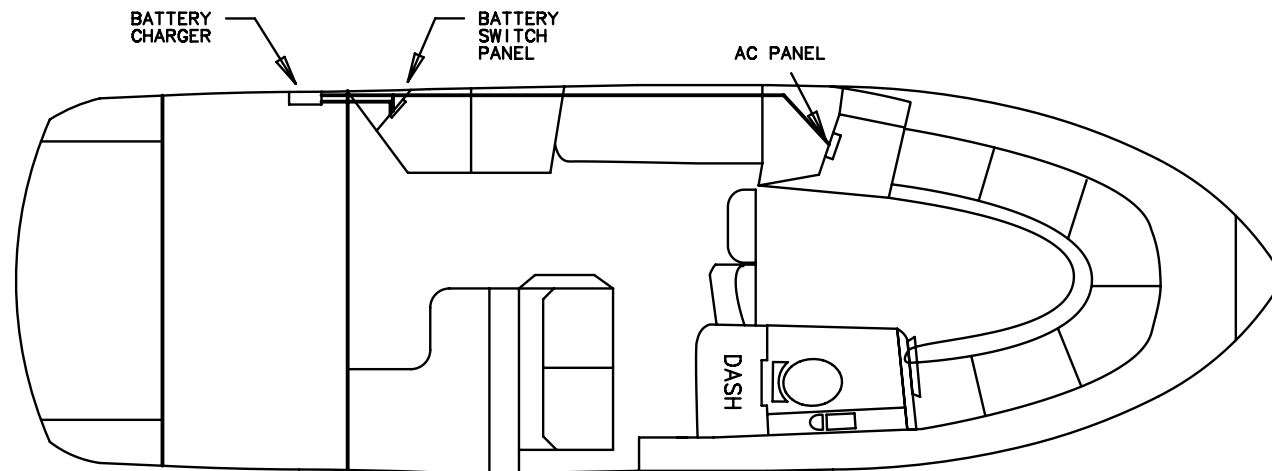


TITLE: AC PANEL 220V		THUNDERBIRD PRODUCTS
		P.O. BOX 1003
MOD.: 290 SS	DR BY: KPP	DECATUR IN., 46733
NO.: 7	DATE: 3-11-16	(260) 724-9111

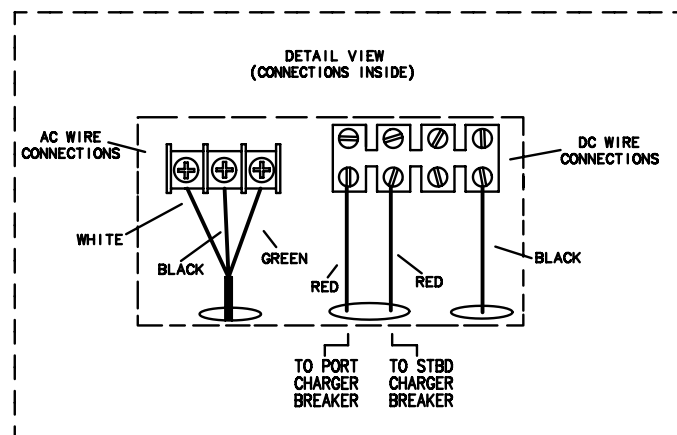
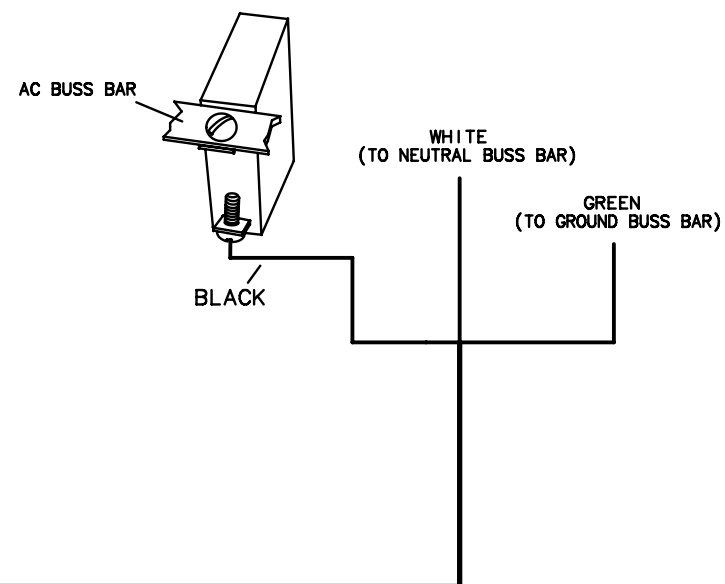


TITLE: AIR CONDITIONING		THUNDERBIRD PRODUCTS
		P.O. BOX 1003
MOD.: 290 SS	DR BY: KPP	DECATUR IN., 46733
NO.: 8	DATE: 3-11-16	(260) 724-9111

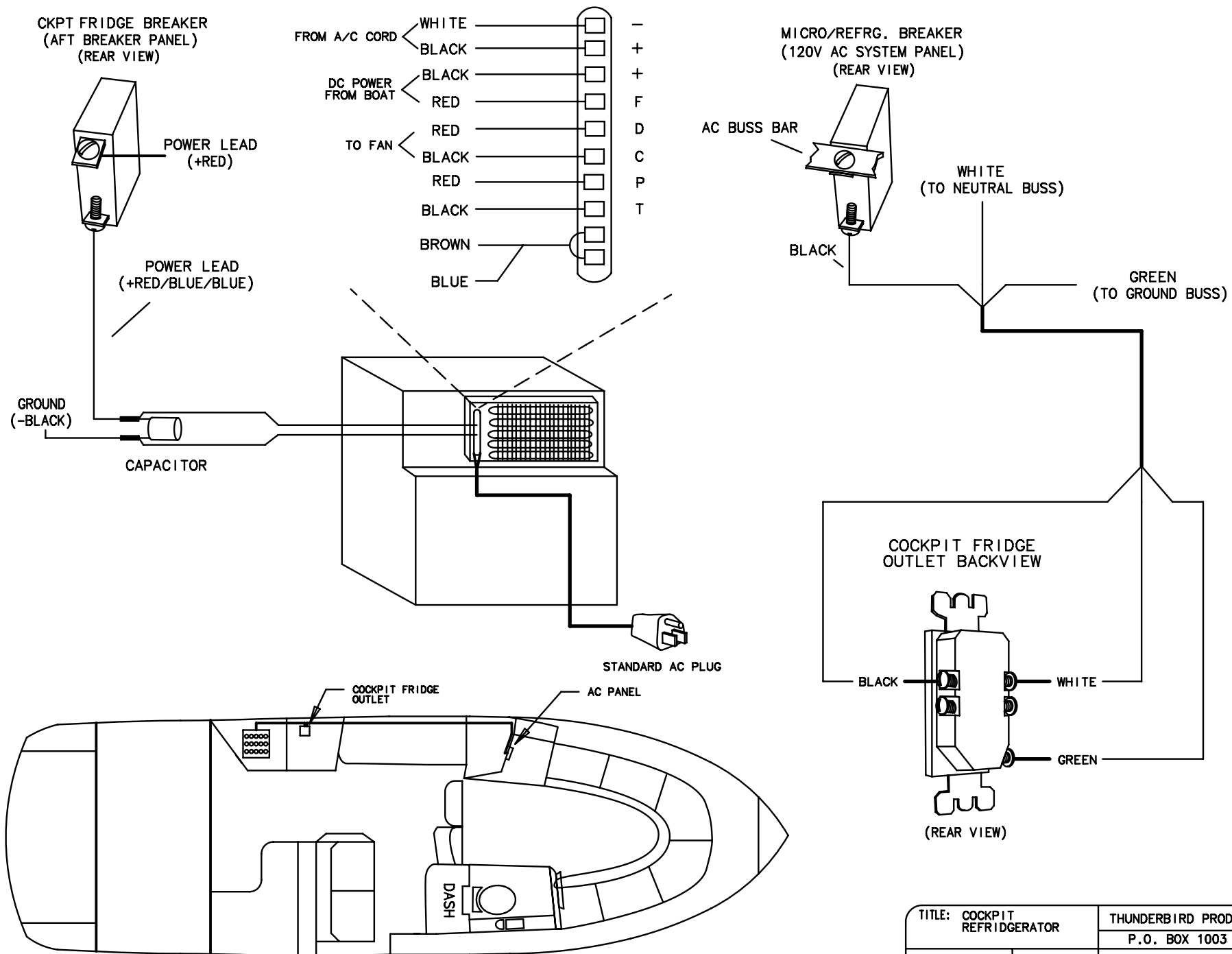




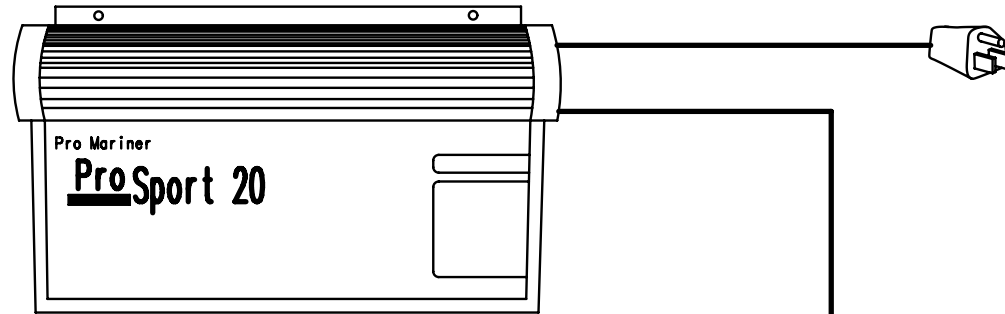
BATTERY CHARGER BREAKER  
(120V AC SYSTEM PANEL)  
(REAR VIEW)



TITLE: BATTERY CHARGER		THUNDERBIRD PRODUCTS
		P.O. BOX 1003
MOD.: 290 SS	DR BY: KPP	DECATUR IN., 46733
NO.: 9	DATE: 3-11-16	(260) 724-9111

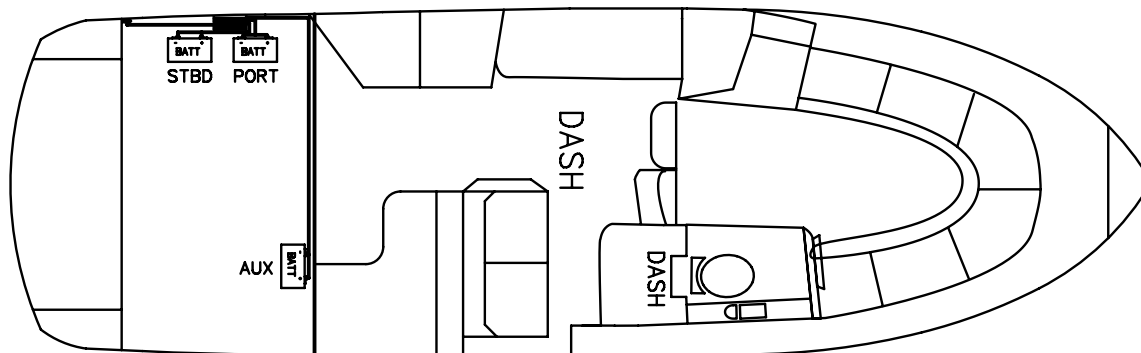
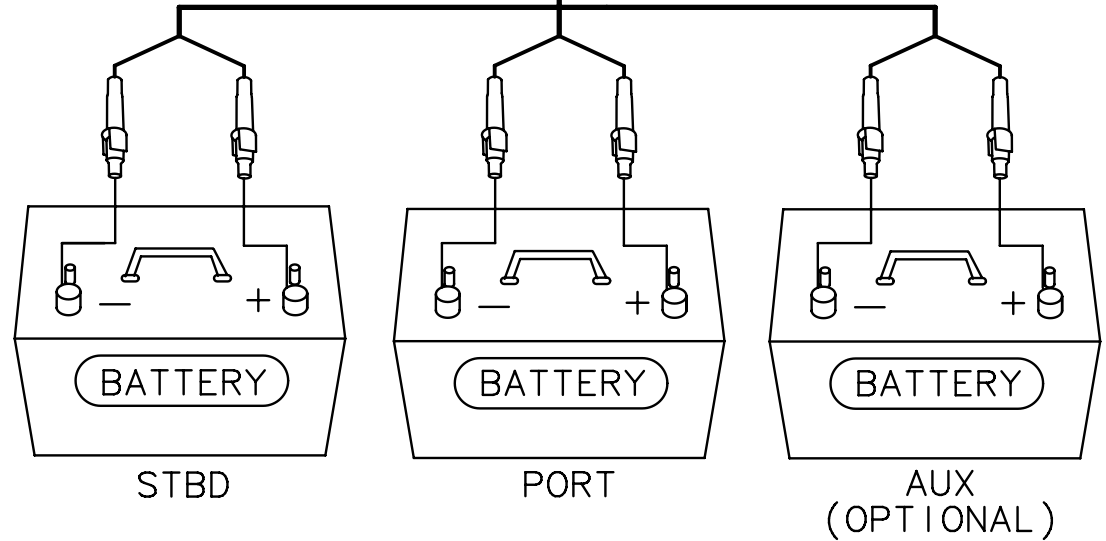


TITLE: COCKPIT REFRIDGERATOR		THUNDERBIRD PRODUCTS
		P.O. BOX 1003
MOD.: 290 SS	DR BY: KPP	DECATUR IN., 46733
NO.: 10	DATE: 3-11-16	(260) 724-9111

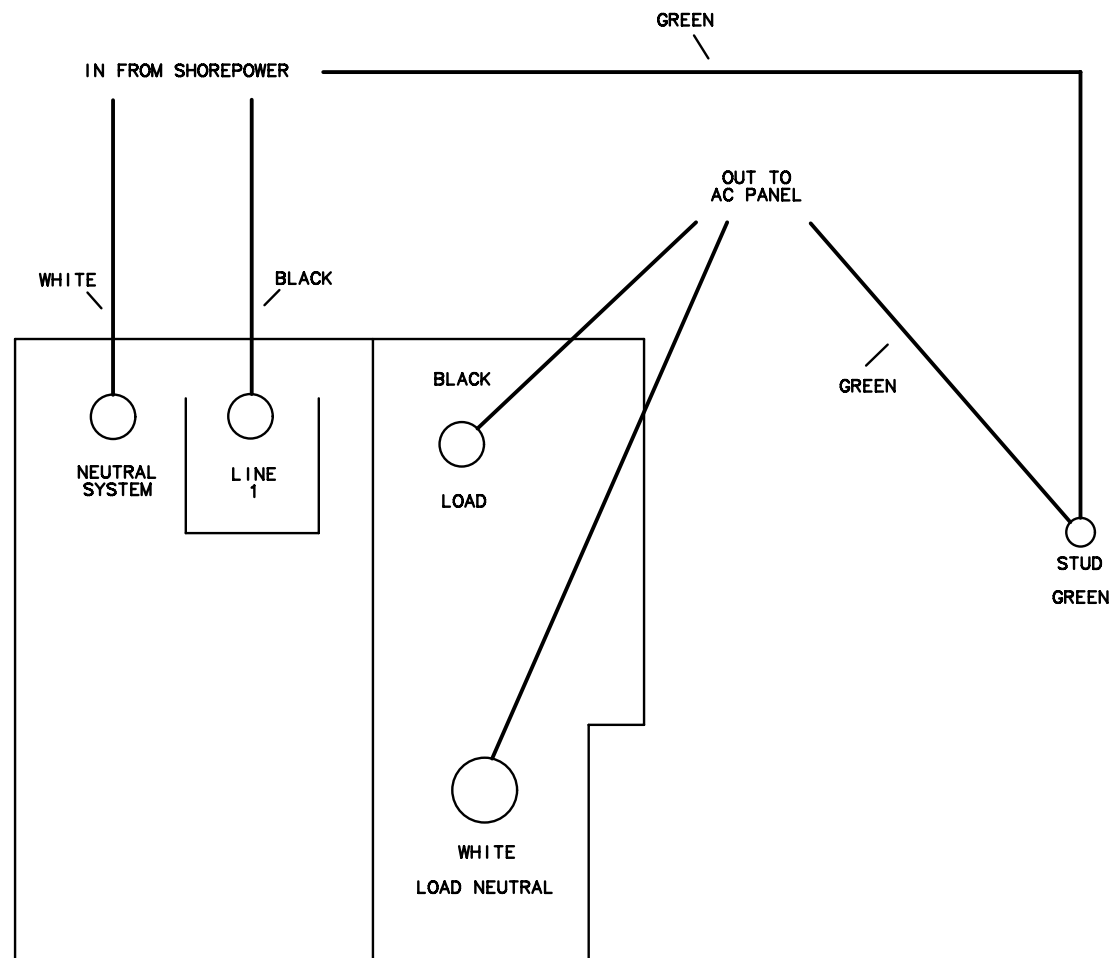


#### TO OPERATE:

Connect your extension cord with no AC power present to the ProSport and proceed to plug your extension cord in to a nearby 120 VAC GFCI protected (Ground Fault Circuit Interrupt) outlet.

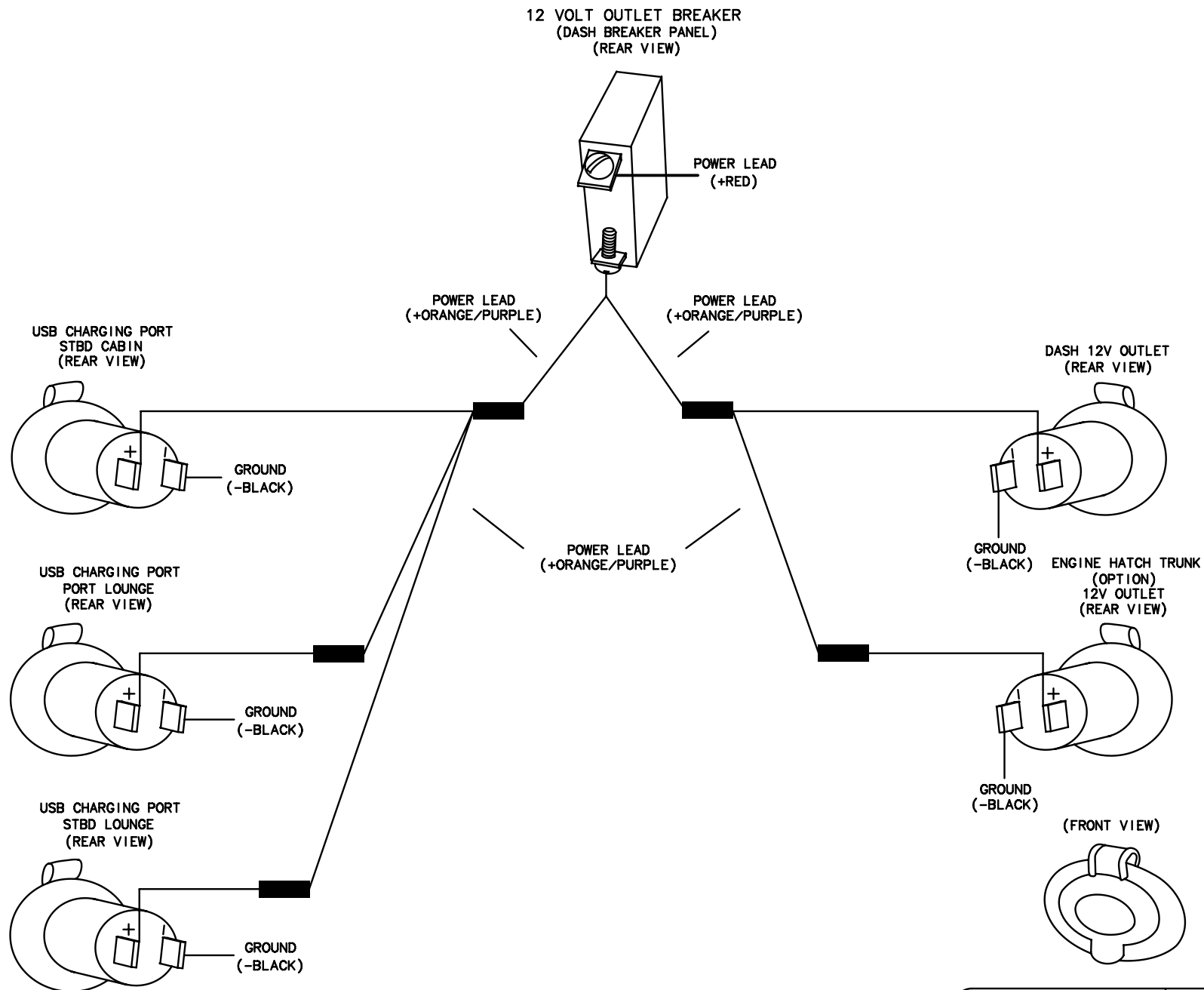


TITLE: PRO MARINER CHARGER		THUNDERBIRD PRODUCTS
		P.O. BOX 1003
MOD.: 290 SS	DR BY: KPP	DECATUR IN., 46733
NO.: 11	DATE: 3-11-16	(260) 724-9111



SHOREPOWER ELCI BREAKER  
(REAR VIEW)  
(LOCATED UNDER THE AFT CORNER  
STARBOARD LOUNGE SEAT)

TITLE: SHOREPOWER 120V BREAKER		THUNDERBIRD PRODUCTS
		P.O. BOX 1003
MOD.: 290 SS	DR BY: KPP	DECATUR IN., 46733
NO.: 12	DATE: 3-11-16	(260) 724-9111



TITLE: 12V/USB OUTLETS		THUNDERBIRD PRODUCTS
		P.O. BOX 1003
MOD.: 290 SS	DR BY: KPP	DECATUR IN., 46733
NO.: 13	DATE: 3-11-16	(260) 724-9111

# LEGEND

C-BREAKER  
PANEL



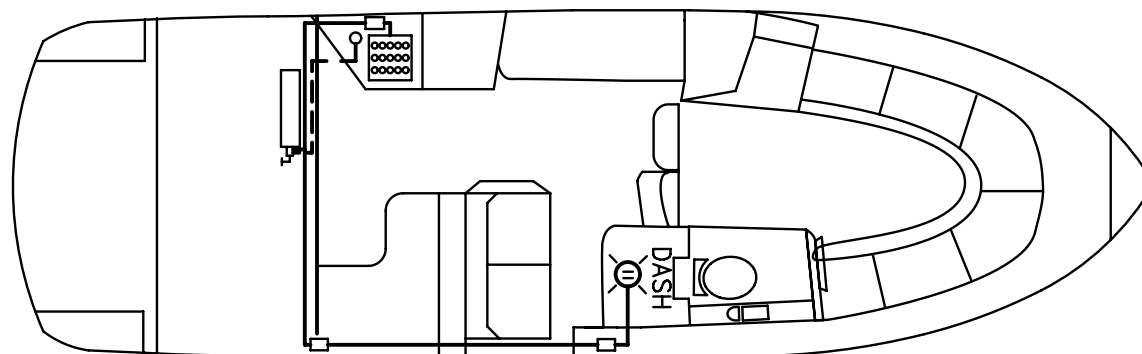
PLUG  
INTERCONNECT



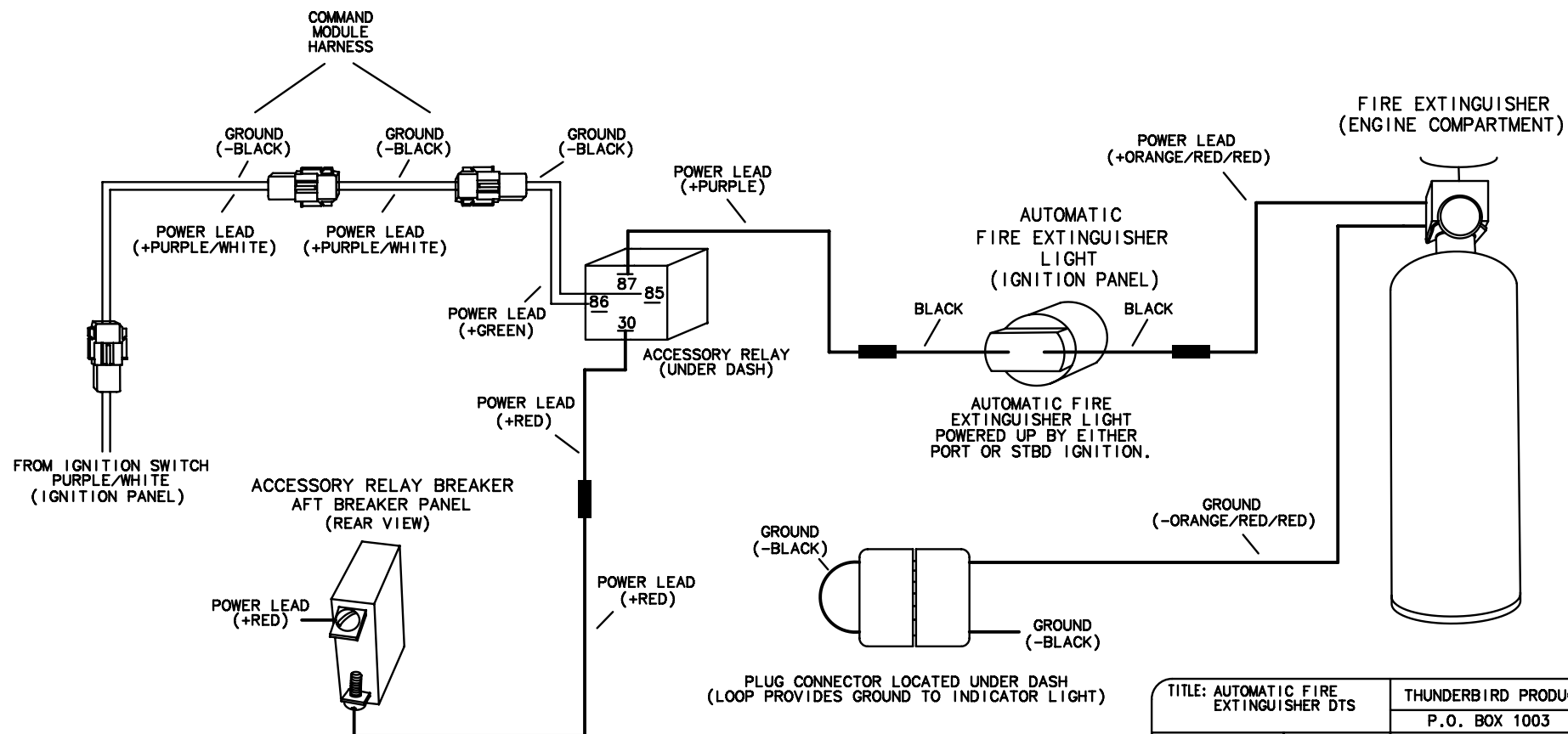
FIRE EXTINGUISH  
LIGHT



MANUAL RELEASE  
LEVER CABLE



- TO OPERATE MANUAL DISCHARGE:
1. REMOVE PIN LOCATED UNDER THE WET BAR.
  2. PULL RED HANDLE LABELED "FIRE"
  3. SHUT DOWN ENGINES, BLOWERS AND ELECTRICAL SYSTEMS.



TITLE: AUTOMATIC FIRE EXTINGUISHER DTS		THUNDERBIRD PRODUCTS
		P.O. BOX 1003
MOD.: 290 SS	DR BY: KPP	DECATUR IN., 46733
NO.: 14	DATE: 3-11-16	(260) 724-9111

# LEGEND

C-BREAKER  
PANEL




CONNECTOR



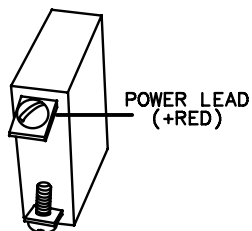
HALON  
LIGHT



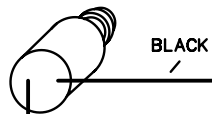
- TO OPERATE MANUAL DISCHARGE:
1. REMOVE PIN LOCATED UNDER THE WET BAR.
  2. PULL RED HANDLE LABELED "FIRE"
  3. SHUT DOWN ENGINES, BLOWERS AND ELECTRICAL SYSTEMS.




STBD IGNITION BREAKER  
(DASH BREAKER PANEL)  
(REAR VIEW)



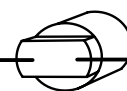
KILL SWITCH  
(LOCATED BELOW THROTTLE)  
(REAR VIEW)



STBD IGNITION  
(REAR VIEW)



FIRE EXTINGUISHER  
LIGHT  
(IGNITION PANEL)

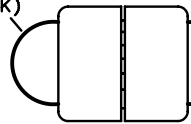


POWER LEAD  
(+ORANGE/RED/RED)



FIRE EXTINGUISHER  
(ENGINE COMPARTMENT)

GROUND  
(-BLACK)



PLUG CONNECTOR LOCATED UNDER DASH  
(LOOP PROVIDES GROUND TO INDICATOR LIGHT)

GROUND  
(-ORANGE/RED/RED)

TITLE: AUTOMATIC FIRE EXTINGUISHER STANDARD		THUNDERBIRD PRODUCTS
MOD.: 290 SS		P.O. BOX 1003
DR BY: KPP		DECATUR IN., 46733
NO.: 15		DATE: 3-11-16 (260) 724-9111

# LEGEND

C-BREAKER  
PANEL



BLOWER



PLUG  
INTERCONNECT



BLOWER  
HOSE



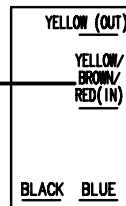
BLOWER BREAKER  
(DASH BREAKER PANEL)  
(REAR VIEW)



POWER LEAD  
(+RED)


POWER LEAD  
(+YELLOW/BROWN/RED)

BLOWER SWITCH  
(DASH PANEL)  
(REAR VIEW)



POWER LEAD  
(+YELLOW)

BLOWER BREAKERS  
(AFT BREAKER PANEL)  
(REAR VIEW)



POWER LEAD  
(+YELLOW)

POWER LEAD  
(+YELLOW)

DEUTSCH  
PLUG

POWER LEAD  
(+YELLOW)

GROUND  
(-BLACK)


GROUND  
(-BLACK)

POWER LEAD  
(+YELLOW)

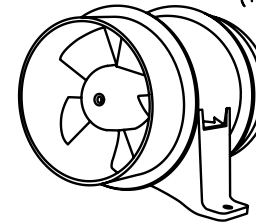
DEUTSCH  
PLUG

GROUND  
(-BLACK)

GROUND  
(-BLACK)

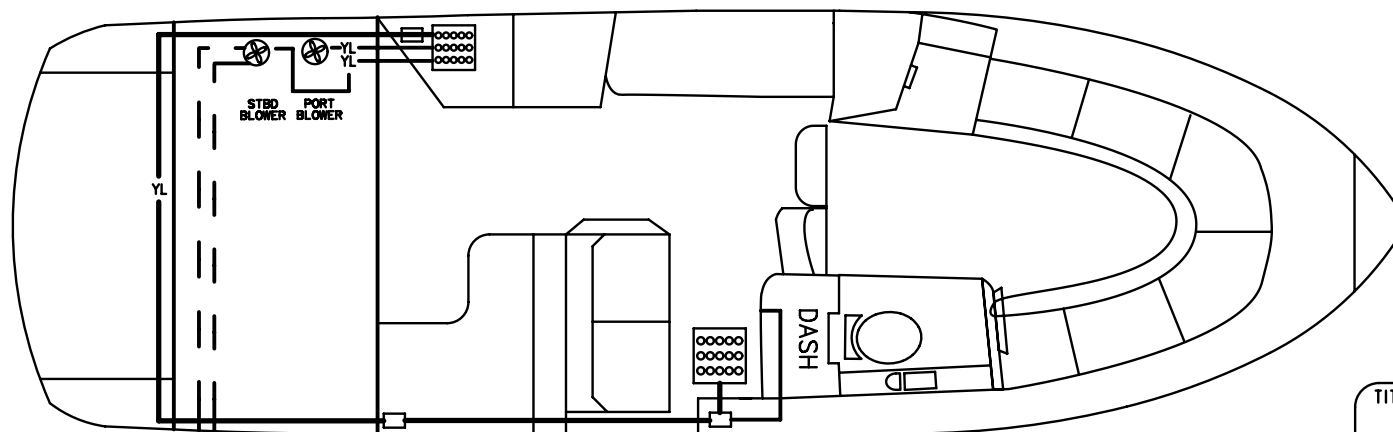


STBD BLOWER



PORT BLOWER

NOTE: STBD BLOWER HOSE RUNS  
FROM BLOWER LOCATED ON PORT  
SIDE TO THE STBD SIDE.



## WARNING:

GASOLINE VAPORS CAN EXPLODE  
BEFORE STARTING ENGINE:  
-CHECK ENGINE COMPARTMENT  
FOR GASOLINE VAPORS.  
-OPERATE BLOWERS FOR 4 MINUTES.  
RUN BLOWER BELOW CRUISING SPEED.

TITLE: BILGE BLOWERS

THUNDERBIRD PRODUCTS

P.O. BOX 1003

MOD.: 290 SS

DR BY: KPP

DECATUR IN., 46733

NO.: 16

DATE: 3-11-16

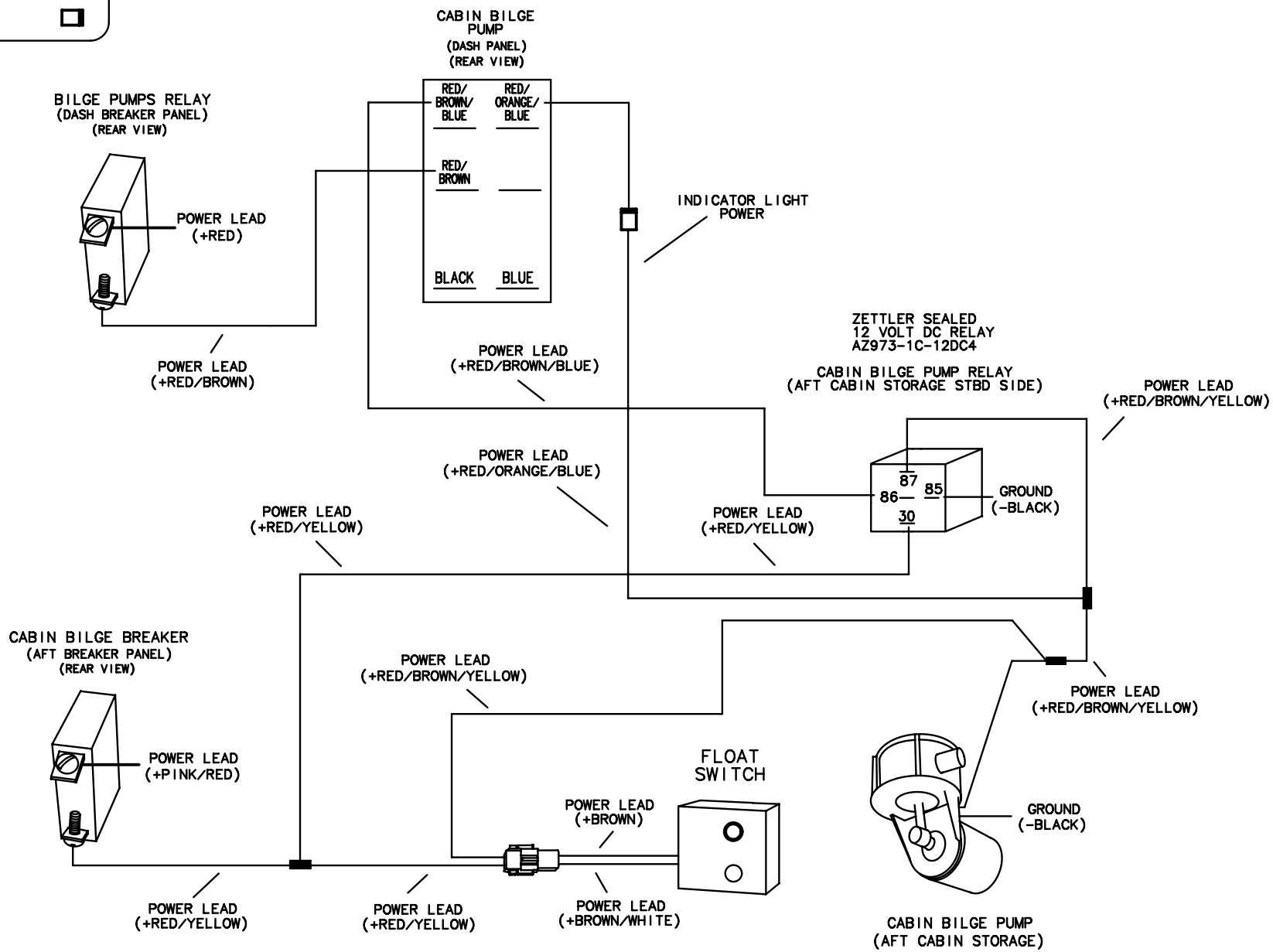
(260) 724-9111



# LEGEND

CONNECTOR 

DIODE 

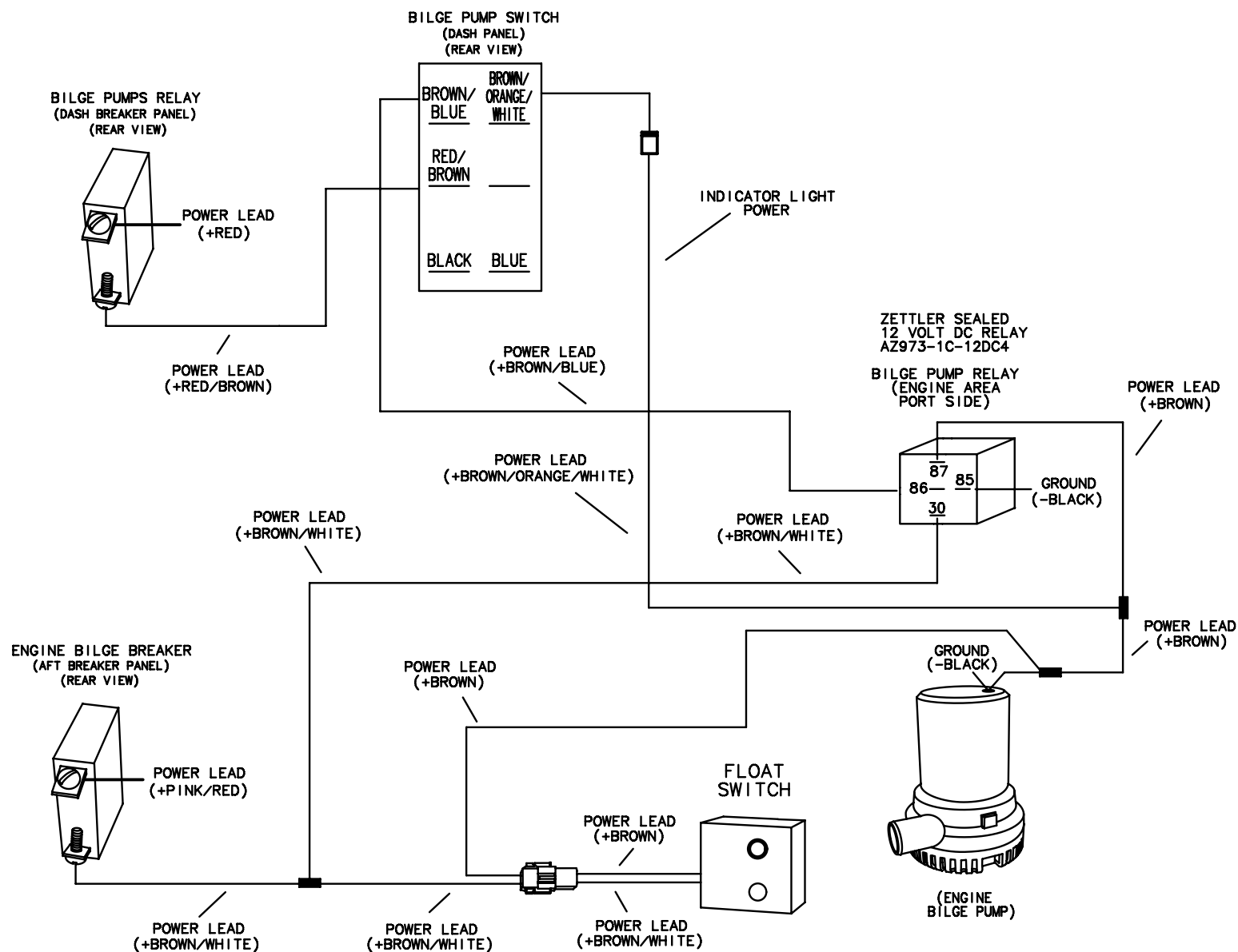


TITLE: BILGE PUMP, CABIN (WIRING)		THUNDERBIRD PRODUCTS
		P.O. BOX 1003
MOD.: 290 SS	DR BY: KPP	DECATUR IN., 46733
NO.: 17	DATE: 3-11-16	(260) 724-9111

# LEGEND

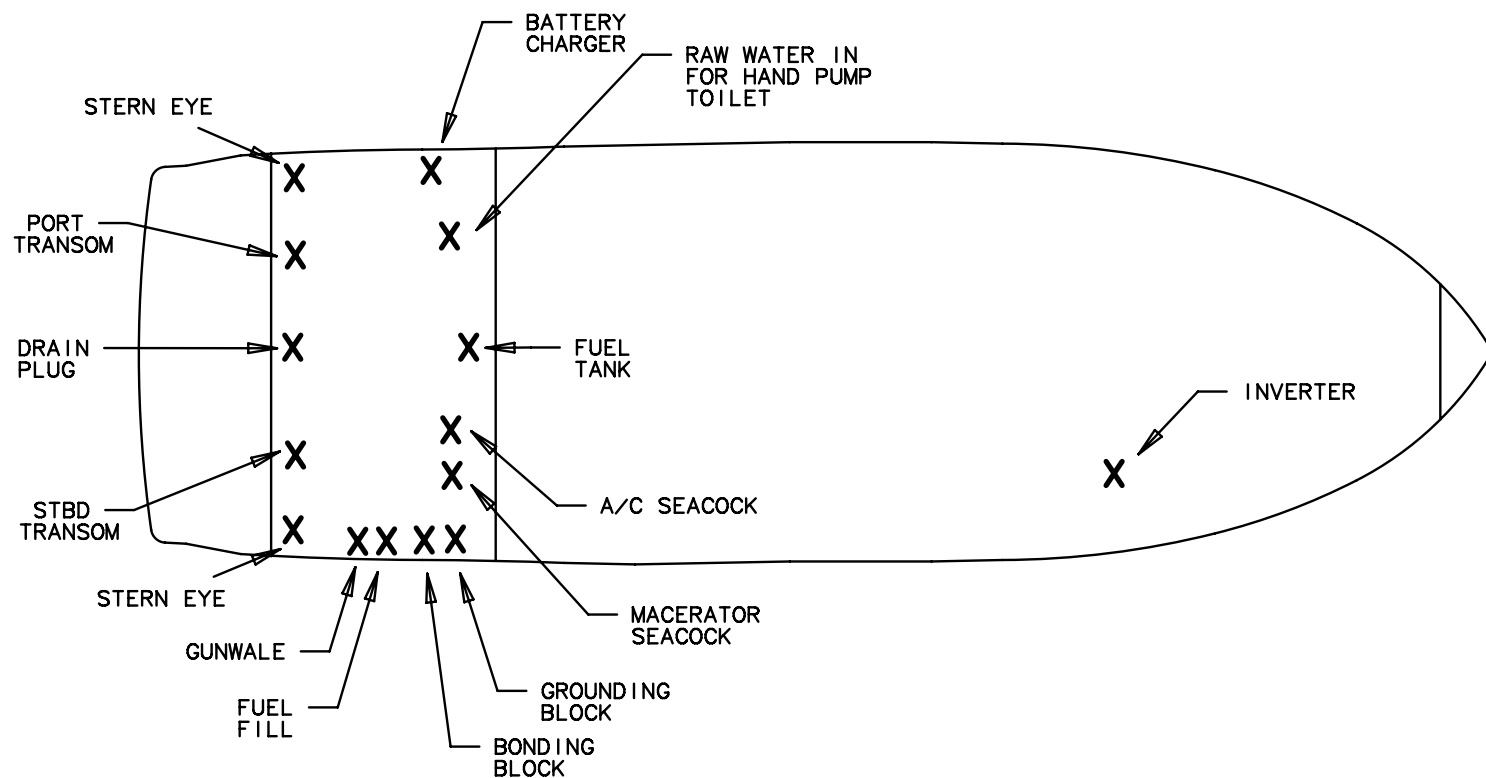
CONNECTOR 

DIODE 

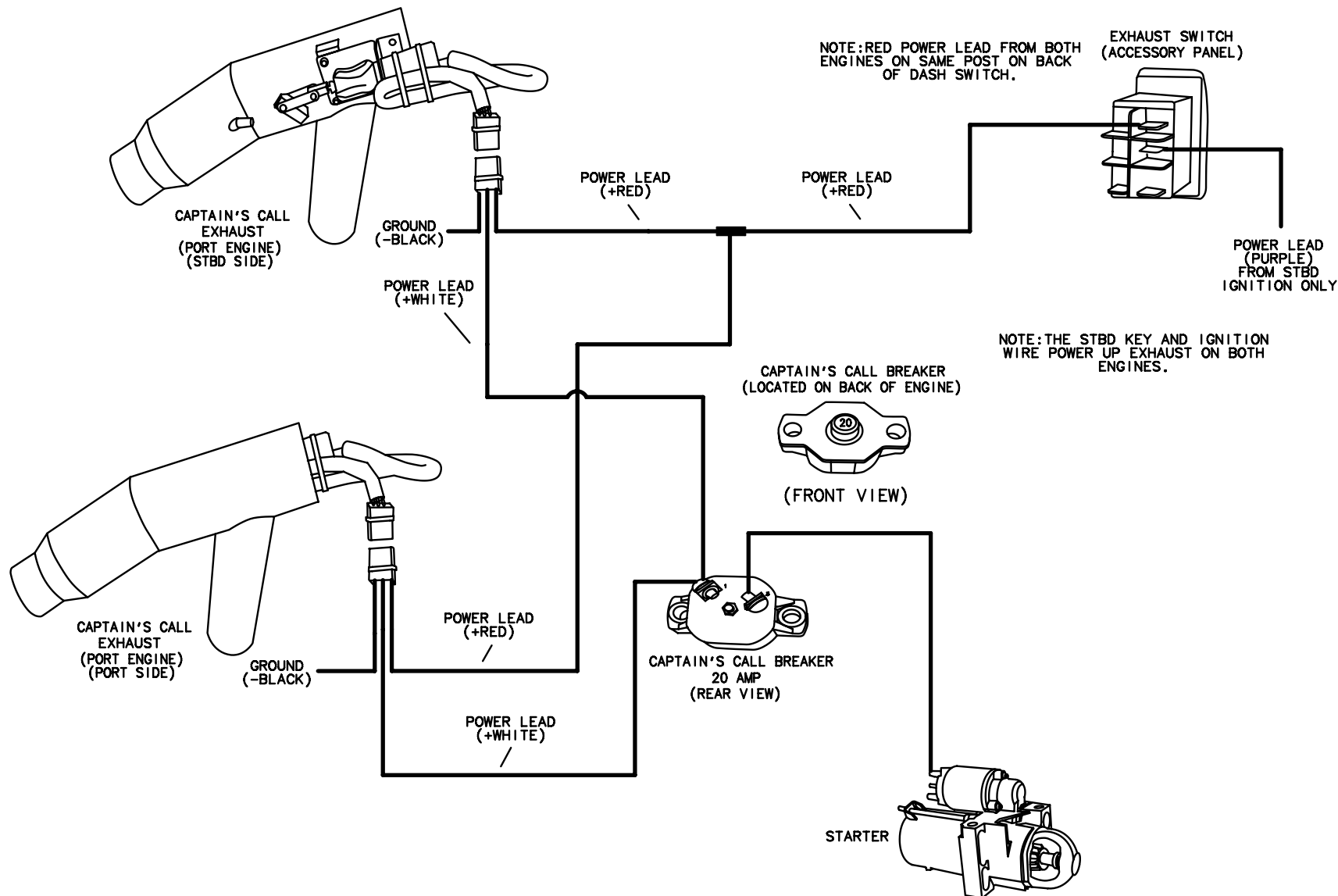


TITLE: BILGE PUMP, ENGINE (WIRING)		THUNDERBIRD PRODUCTS
		P.O. BOX 1003
MOD.: 290 SS	DR BY: KPP	DECATUR IN., 46733
NO.: 18	DATE: 3-11-16	(260) 724-9111

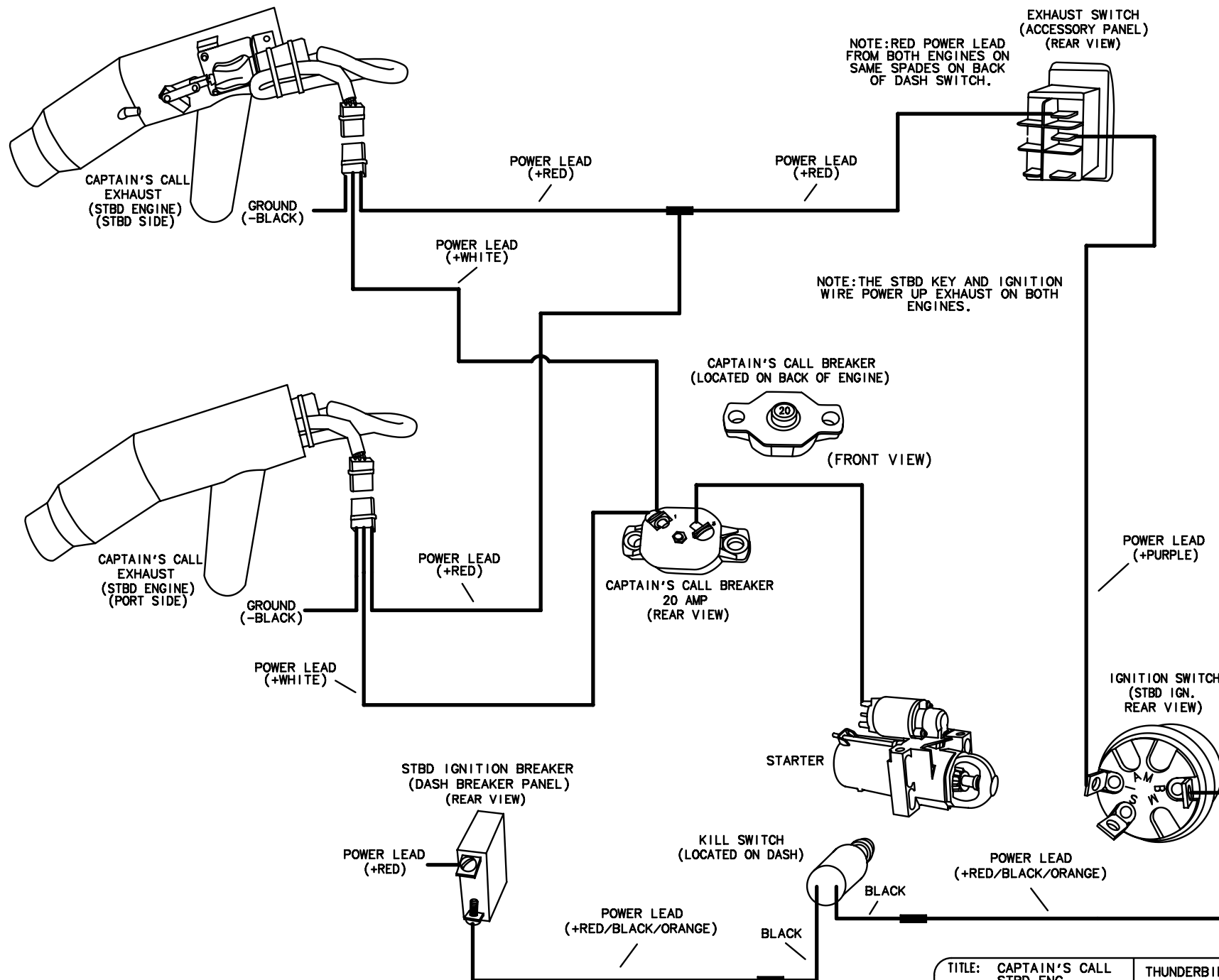
NOTE:  
ALL BONDING WIRES ARE LIGHT GREEN.



TITLE: BONDING		THUNDERBIRD PRODUCTS
		P.O. BOX 1003
MOD.: 290 SS	DR BY: KPP	DECATUR IN., 46733
NO.: 19	DATE: 3-11-16	(260) 724-9111



TITLE: CAPTAIN'S CALL PORT ENG STANDARD		THUNDERBIRD PRODUCTS
		P.O. BOX 1003
MOD.: 290 SS	DR BY: KPP	DECATUR IN., 46733
NO.: 20	DATE: 3-11-16	(260) 724-9111



TITLE: CAPTAIN'S CALL STBD ENG STANDARD		THUNDERBIRD PRODUCTS
		P.O. BOX 1003
MOD.: 290 SS	DR BY: KPP	DECATUR IN., 46733
NO.: 21	DATE: 3-11-16	(260) 724-9111

# LEGEND

BREAKER  
PANEL



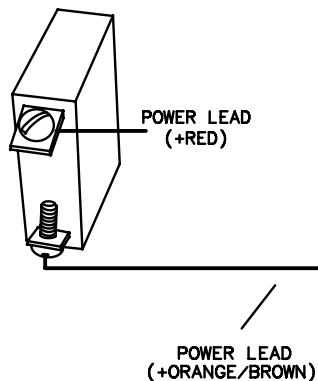
PLUG  
INTERCONNECT



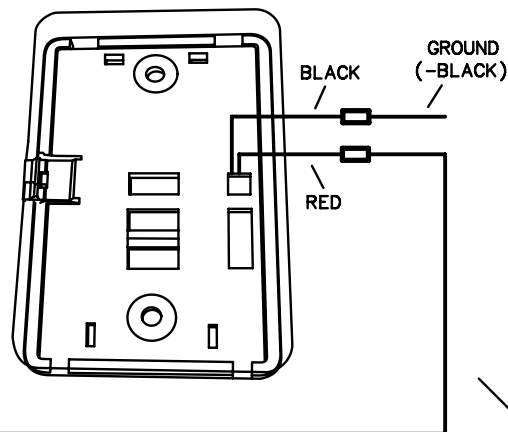
C.O. DETECTOR



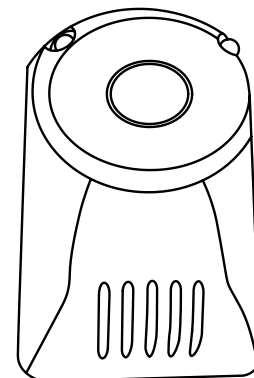
\*FUME/C.O. DETECTOR\* BREAKER  
(DASH BREAKER PANEL)  
(REAR VIEW)



CO DETECTOR  
(REAR VIEW)

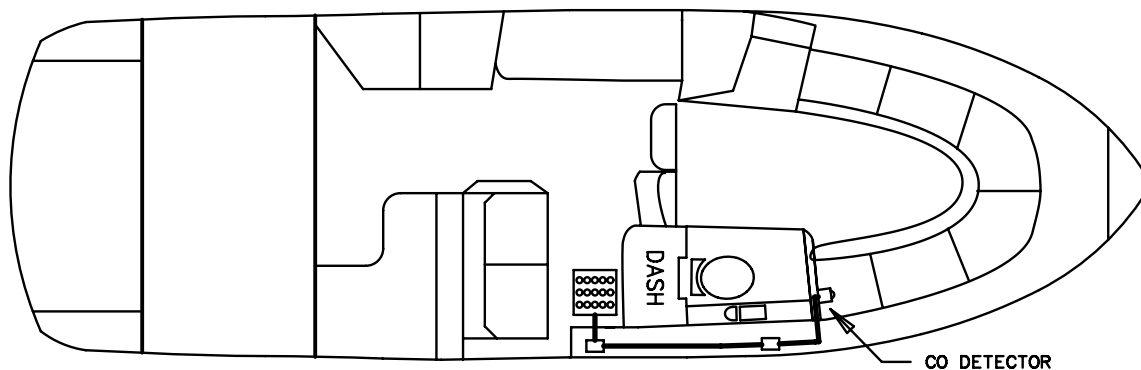


CO DETECTOR  
(FRONT VIEW)  
LOCATED BELOW STEREO HEAD UNIT  
IN CABIN

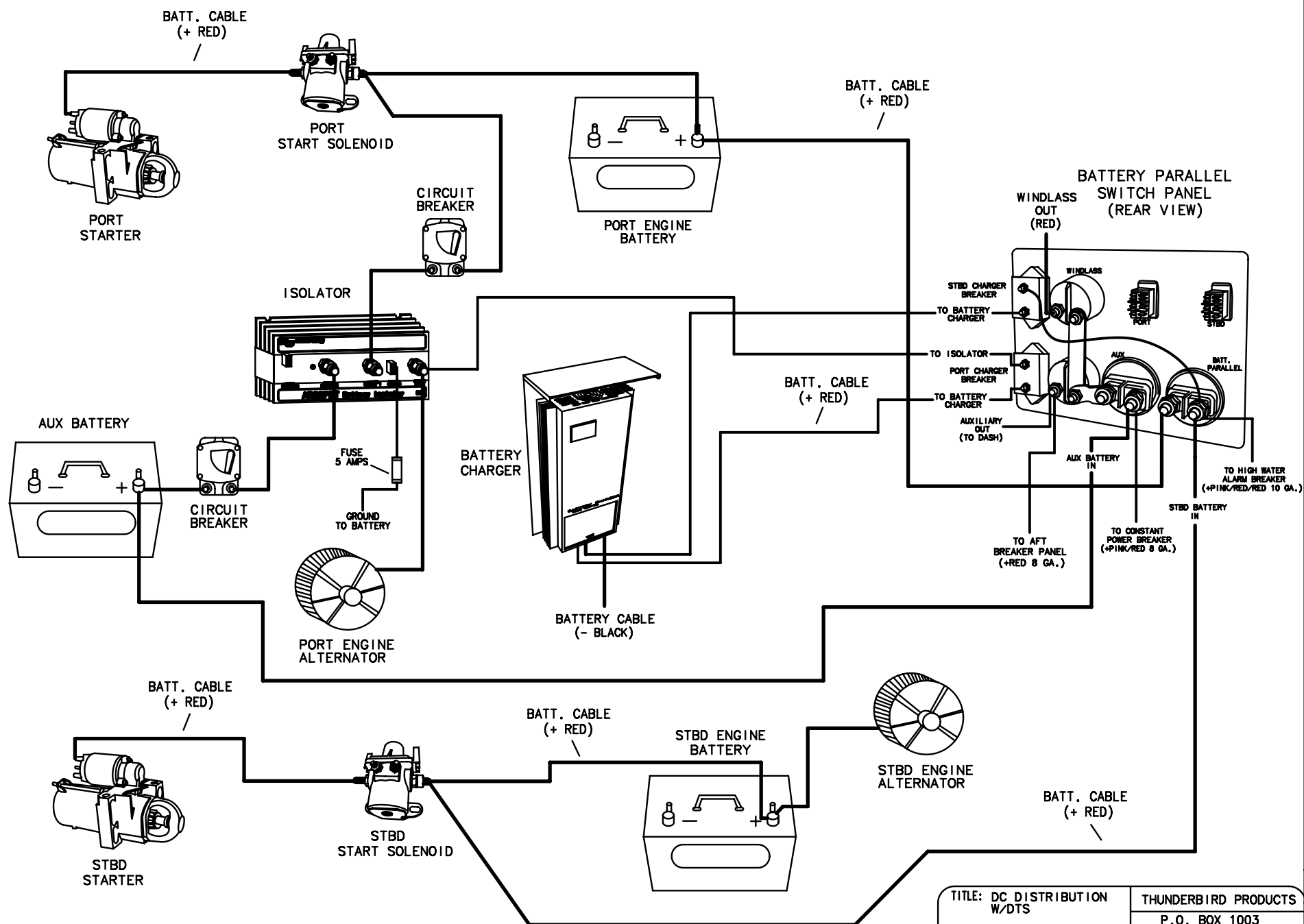


NOTE:  
CO DETECTOR RECEIVES POWER FROM  
THE SAME BREAKER AS THE FUME DETECTOR.

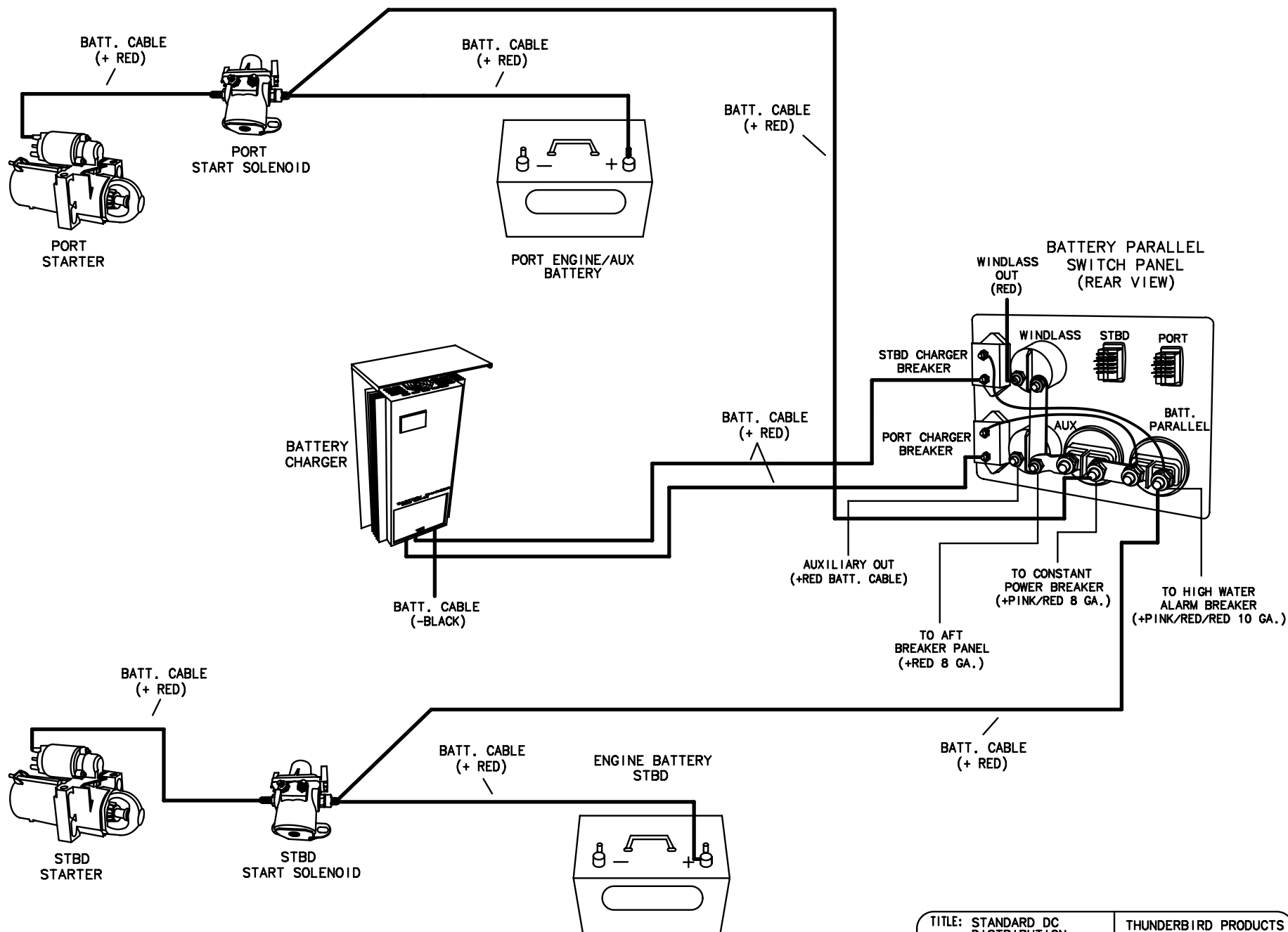
NOTE:OR/BN POWERS CO DETECTOR  
OR/BN/RD POWERS FUME DETECTOR



TITLE: CARBON MONOXIDE DETECTOR		THUNDERBIRD PRODUCTS
		P.O. BOX 1003
MOD.: 290 SS	DR BY: KPP	DECATUR IN., 46733
NO.: 22	DATE: 3-11-16	(260) 724-9111

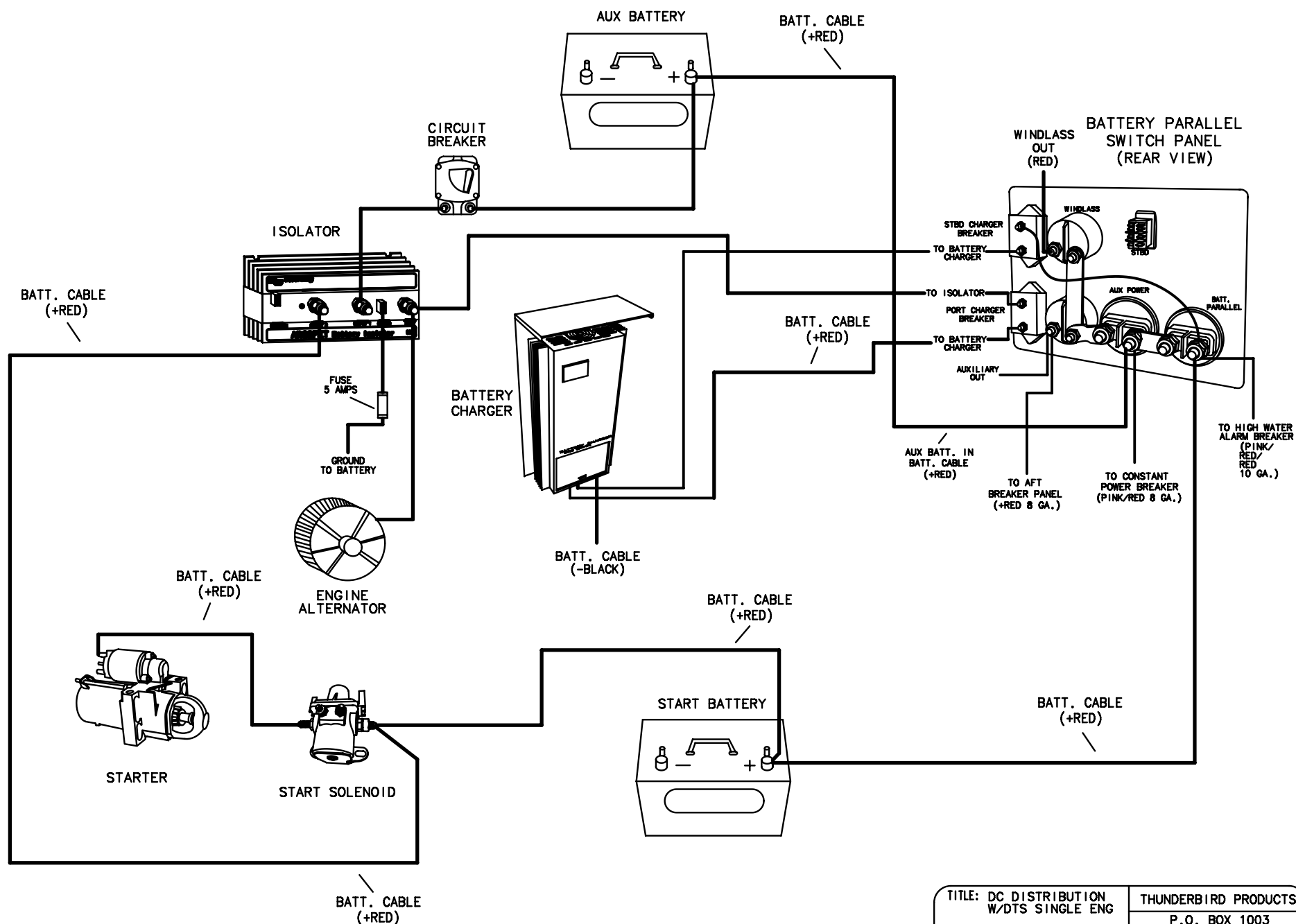


TITLE: DC DISTRIBUTION W/DTS		THUNDERBIRD PRODUCTS
		P.O. BOX 1003
MOD.: 290 SS	DR BY: KPP	DECATUR IN., 46733
NO.: 23	DATE: 3-11-16	(260) 724-9111

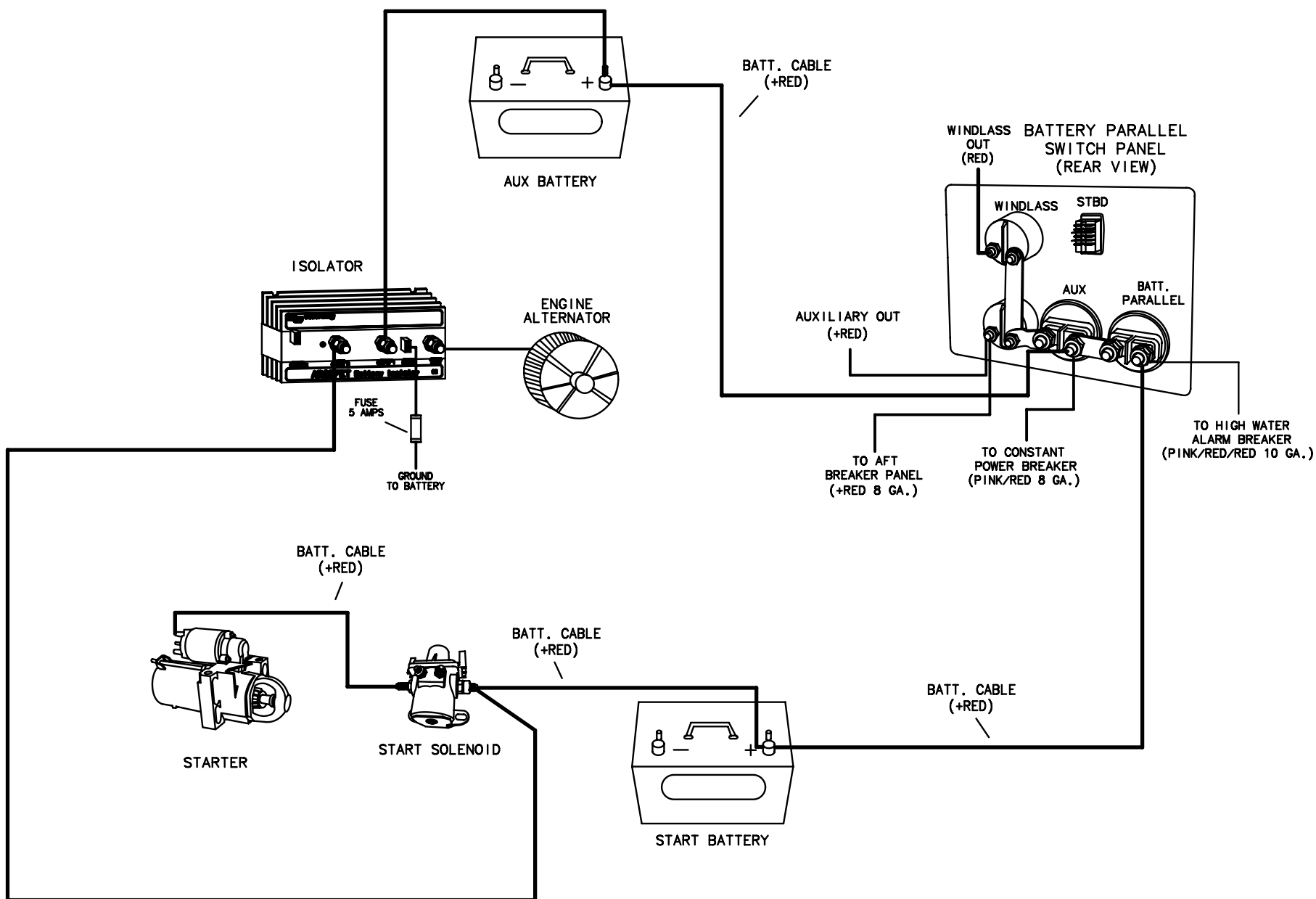


TITLE: STANDARD DC DISTRIBUTION		THUNDERBIRD PRODUCTS
		P.O. BOX 1003
MOD.: 290 SS	DR BY: KPP	DECATUR IN., 46733
NO.: 24	DATE: 3-11-16	(260) 724-9111





TITLE: DC DISTRIBUTION W/DTS SINGLE ENG			THUNDERBIRD PRODUCTS	
MOD.: 290 SS SGL			P.O. BOX 1003	
DR BY: KPP			DECATUR IN., 46733	
NO.: 25			DATE: 3-11-16	
			(260) 724-9111	



TITLE: STANDARD DC DISTRIBUTION SINGLE ENG		THUNDERBIRD PRODUCTS	
MOD.: 290 SS SGL		P.O. BOX 1003	
DR BY: KPP		DECATUR IN., 46733	
NO.: 26	DATE: 3-11-16	(260) 724-9111	

# LEGEND

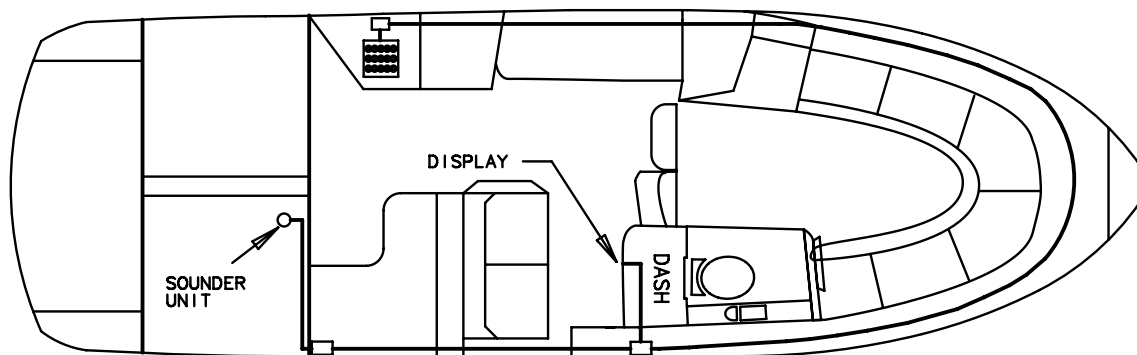
C-BREAKER  
PANEL



CONNECTOR

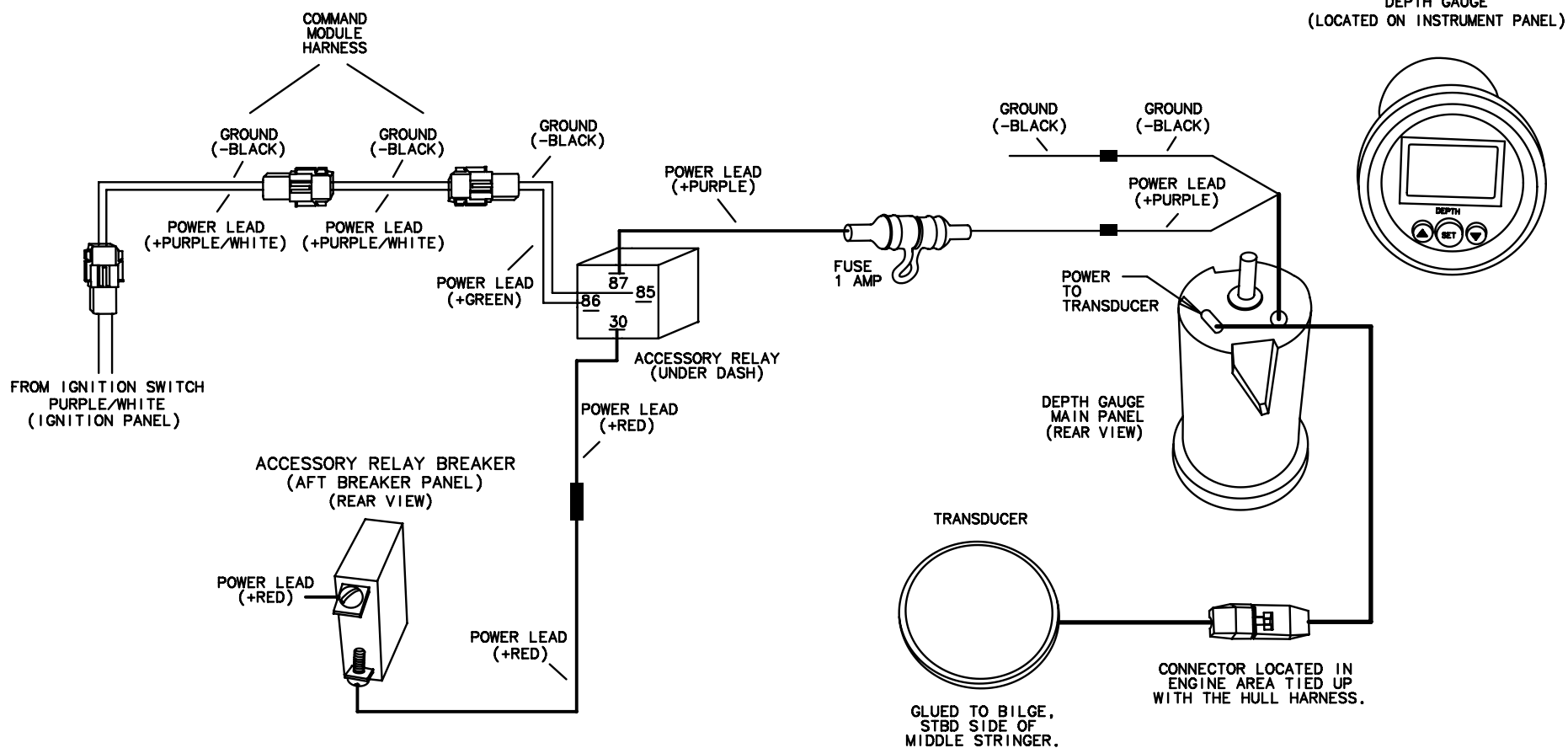


PLUG  
INTERCONNECT



NOTE: CABLE RUNS FROM DEPTH GAUGE  
TO TRANSDUCER WITH THE DECK  
HARNESS, THEN THE HULL HARNESS.

RAYMARINE CHARTPLOTTER WILL RUN  
A CABLE DIRECTLY FROM PLOTTER TO  
THRU HULL TRANSDUCER IN THE SAME  
LOCATION AND CABLE ROUTING.



TITLE: DEPTH SOUNDER DTS		THUNDERBIRD PRODUCTS
		P.O. BOX 1003
MOD.: 290 SS	DR BY: KPP	DECATUR IN., 46733
NO.: 27	DATE: 3-11-16	(260) 724-9111

# LEGEND

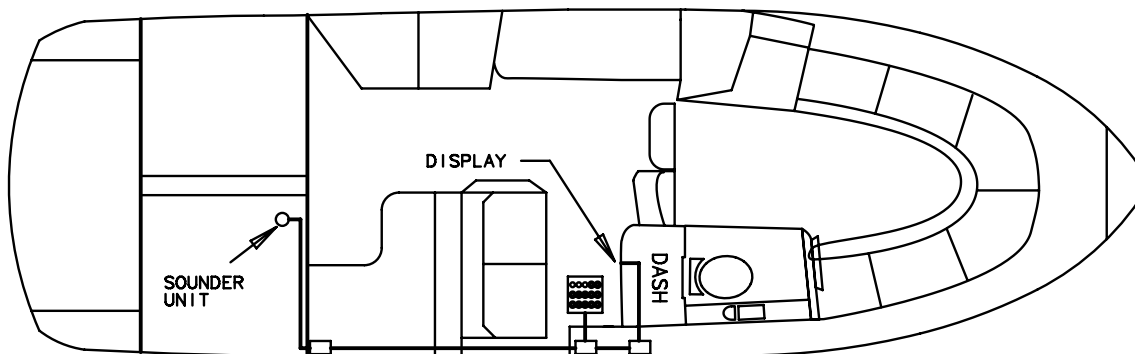
C-BREAKER  
PANEL



PLUG  
INTERCONNECT



CONNECTOR

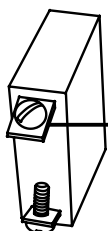


TO OPERATE: TURN ON STBD  
KEY TO POWER DEPTH SOUNDER.  
STBD START BATTERY SWITCH  
MUST BE TURNED ON.

NOTE: CABLE RUNS FROM DEPTH GAUGE  
TO DEPTH SOUNDER UNIT WITH THE DECK  
HARNESS, THEN THE HULL HARNESS.

RAYMARINE CHARTPLOTTER WILL RUN  
A CABLE DIRECTLY FROM PLOTTER TO  
THRU HULL TRANSUCER IN THE SAME  
LOCATION AND CABLE ROUTING.


STBD IGN BREAKER  
(DASH BREAKER PANEL)  
(REAR VIEW)



POWER LEAD  
(+RED)

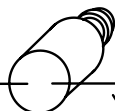
POWER LEAD  
(+PURPLE)

IGNITION  
(REAR VIEW)



POWER LEAD  
(+RED/BLACK/ORANGE)

KILL SWITCH




BLACK

BLACK

POWER LEAD  
(+RED/BLACK/ORANGE)

POWER TO  
TRANSUCER

DEPTH GAUGE  
MAIN PANEL  
(REAR VIEW)



FUSE  
1 AMP

POWER LEAD  
(+PURPLE)

POWER LEAD  
(+PURPLE)

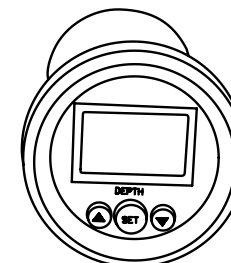
GROUND  
(-BLACK)

GROUND  
(-BLACK)

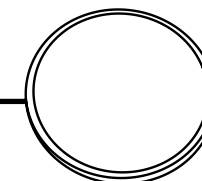
CONNECTOR LOCATED IN  
ENGINE AREA TIED UP  
WITH THE HULL HARNESS.



DEPTH GAUGE  
(LOCATED ON INSTRUMENT PANEL)



DEPTH TRANSUCER



GLUED TO BILGE,  
STBD SIDE OF  
MIDDLE STRINGER.

TITLE: DEPTH SOUNDER  
STANDARD

THUNDERBIRD PRODUCTS

P.O. BOX 1003

MOD.: 290 SS

DR BY: KPP

DECATUR IN., 46733

NO.: 28

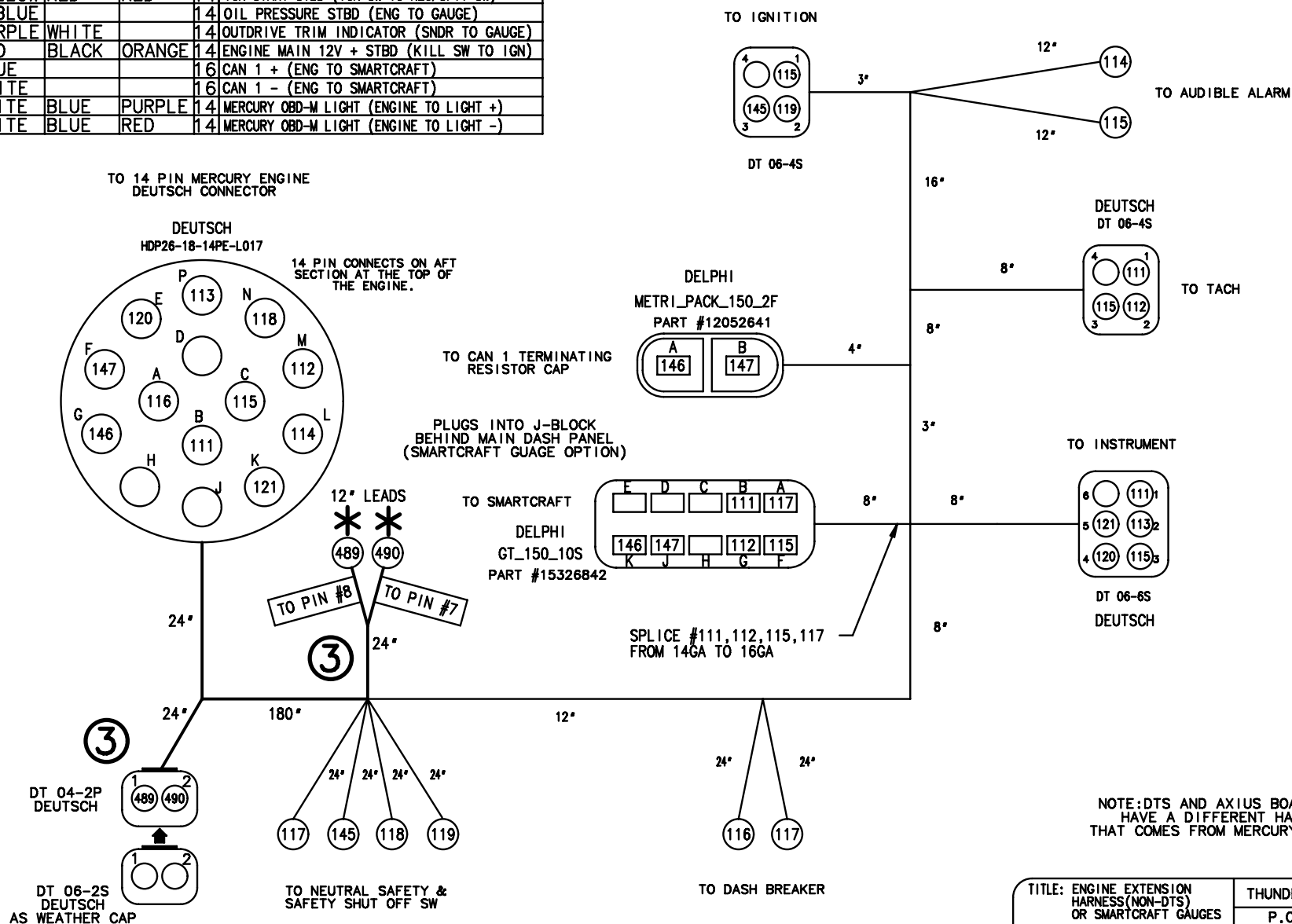
DATE: 3-11-16

(260) 724-9111

POS	COLOR	STRIPE	STRIPE GA	DESCRIPTION
111	BLACK			14 ENGINE GROUND STBD (ENGINE TO DASH)
112	GREY			14 TACH STBD (ENGINE TO TACH)
113	TAN			14 WATER TEMP SNDR STBD (ENG TO GAUGE)
114	TAN	BLUE		14 AUDIBLE ALARM STBD (ENG SWS TO ALARM)
115	PURPLE			14 IGNITION SWITCHED + (IGN TO DASH/ENG)
116	RED			14 ENGINE MAIN 12V + STBD (ENG TO BKR)
117	RED	BLACK	ORANGE	14 ENG MAIN 12V + STBD (BKR TO KILL SW)
118	YELLOW	RED		14 IGN START STBD (NEU/SFTY SW TO START SOLE)
119	YELLOW	RED	RED	14 IGN START STBD (IGN SW TO NEU/SFTY SW)
120	LTBLUE			14 OIL PRESSURE STBD (ENG TO GAUGE)
121	PURPLE	WHITE		14 OUTDRIVE TRIM INDICATOR (SNDR TO GAUGE)
145	RED	BLACK	ORANGE	14 ENGINE MAIN 12V + STBD (KILL SW TO IGN)
146	BLUE			16 CAN 1 + (ENG TO SMARTCRAFT)
147	WHITE			16 CAN 1 - (ENG TO SMARTCRAFT)
489	WHITE	BLUE	PURPLE	14 MERCURY OBD-M LIGHT (ENGINE TO LIGHT +)
490	WHITE	BLUE	RED	14 MERCURY OBD-M LIGHT (ENGINE TO LIGHT -)

NOTE: SEE MercRUISER MANUAL FOR FURTHER INFORMATION AND WIRING CONNECTIONS ON ENGINE EQUIPMENT.

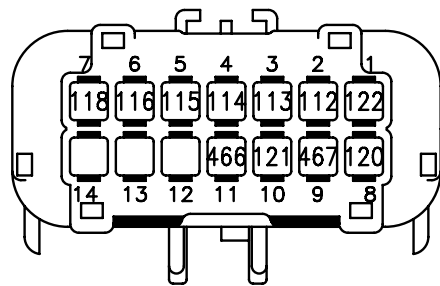
NOTE: FOR SINGLE ENGINE BOATS, STBD WIRES AND HARDWARE ARE USED.



NOTE: DTS AND AXIUS BOATS WILL HAVE A DIFFERENT HARNESS THAT COMES FROM MERCURY MARINE.

TITLE: ENGINE EXTENSION HARNESS (NON-DTS) OR SMARTCRAFT GAUGES		THUNDERBIRD PRODUCTS
MOD.: 290 SS		P.O. BOX 1003
DR BY: KPP		DECATUR IN., 46733
NO.: 29		DATE: 3-11-16 (260) 724-9111

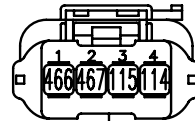
NUMBER	COLOR	STRIPE	STRIPE GA	DESCRIPTION
112	GREY			14 TACH STBD (ENGINE TO TACH)
113	TAN			14 WATER TEMP SNDR STBD (ENG TO GAUGE)
114	TAN	BLUE		14 AUDIBLE ALARM STBD (ENGINE SWITCHES TO ALARM)
115	PURPLE			14 IGNITION SWITCHED STBD (IGN TO DASH/ENG)
116	RED			14 ENGINE MAINE 12 V +STBD (ENG TO C-BKR)
117	RED	BLACK	ORANGE	14 ENGINE MAINE 12V + STBD (C-BKR TO KILL-SW)
118	YELLOW	RED		14 IGN START STBD (NEU/SFTY SW TO STARTER SOLENOID)
119	YELLOW	RED		14 IGN START STBD (IGN SW TO NEU/SFTY SW)
120	LT. BLUE			14 OIL PRESSURE STBD (ENG TO GAUGE)
121	PURPLE	WHITE		14 OUTDRIVE TRIM INDICATOR (SNDR TO GAUGE)
122	BLACK			14 ENGINE GROUND PORT (ENG TO DASH)
145	RED	BLACK	ORANGE	14 ENGINE MAIN 12V + STBD (KILL SW TO IGN)
466	DK GREEN	BLACK		14 ENGINE WARNING (ENGINE TO DASH LIGHT)
467	DK GREEN	YELLOW		14 EMISSION WARNING (ENGINE TO DASH LIGHT)



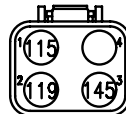
APEX 14-WAY  
MALE  
54201415

TO ENGINE

APEX 4-WAY  
FEMALE  
54200409



TO ENGINE



DT06-4S

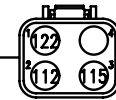
TO KEY SWITCH

114


AUDIBLE ALARM

115

TO TACHOMETER



DT06-4S



DT06-6S

TO DASH INSTRUMENTS

116 117

TO DASH BREAKER

117 118 119 145

TO NEUTRAL SAFETY &  
SAFETY SHUT OFF SWITCH

TITLE: ENGINE EXTENSION HARNESS VOLVO STANDARD		THUNDERBIRD PRODUCTS
MOD.: 290 SS		P.O. BOX 1003
DR BY: KPP		DECATUR IN., 46733
NO.: 30		DATE: 3-11-16 (260) 724-9111

# LEGEND

C-BREAKER  
PANEL



MOTOR



PLUG  
INTERCONNECT



TRANSOM DOOR MAGNETIC REED SWITCH  
(LOCATED IN ENG. COMPARTMENT)


MAGNETIC  
REED SWITCH  
(DECK HARNESS)

HATCH RAM  
RELAY

DASH

ENGINE HATCH RAM  
MOTOR

ENGINE HATCH BREAKER  
(DASH BREAKER PANEL)  
(REAR VIEW)



ORANGE BLACK

ENGINE HATCH  
SWITCH  
(DASH PANEL)  
(REAR VIEW)



POWER LEAD  
(+WHITE/  
GREEN/  
GREEN)

POWER LEAD  
(+WHITE/RED)

TRANSOM DOOR RELAY  
(UNDER DASH)

DIODE

GROUND  
(-BLACK)

POWER LEAD  
(+WHITE/RED)

POWER LEAD  
(+RED)

POWER LEAD  
(+WHITE/RED)

POWER LEAD  
(+WHITE/RED/RED)

POWER LEAD  
(+WHITE/  
BLUE/  
BLUE)

POWER LEAD  
(+WHITE/  
BLUE/  
BLUE)

POWER LEAD  
(+WHITE/  
RED/  
BLACK)

POWER LEAD  
(+WHITE/RED)

1 AMP  
FUSE

MAGNETIC REED SWITCH  
(SKI PYLON LID)

MAGNETIC REED SWITCH  
(DECK)

MAGNETIC REED SWITCH  
(DECK)

MAGNETIC REED SWITCH  
(TRANSOM DOOR)

(W/SKI PYLON OPTION)

(STANDARD)

TITLE: ENGINE HATCH RAM AND TRANSOM DOOR, SKI PYLON SAFETY SWITCH		THUNDERBIRD PRODUCTS
		P.O. BOX 1003
MOD.: 290 SS	DR BY: KPP	DECATUR IN., 46733
NO.: 31	DATE: 3-11-16	(260) 724-9111

# LEGEND

C-BREAKER  
PANEL



PLUG  
INTERCONNECT



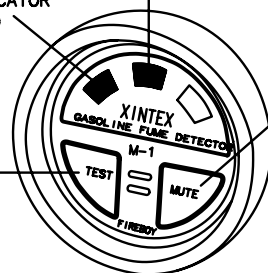
CONNECTOR



TO TEST THE DISPLAY, PRESS AND HOLD THE TEST BUTTON. THE WARNING INDICATOR SHOULD LIGHT IMMEDIATELY, AND THE ALARM WILL SOUND AFTER 10 SECONDS. USE THE MUTE BUTTON TO SILENCE THE ALARM.

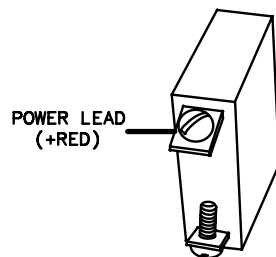
WARNING INDICATOR  
(RED)

POWER INDICATOR  
(GREEN)



FUME DETECTOR DISPLAY  
(FRONT VIEW)

FUME/C.O.DETECTOR  
(DASH BREAKER PANEL)  
(REAR VIEW)



POWER LEAD  
(+RED)

POWER LEAD  
(+ORANGE/BROWN/RED)


MUTES AUDIBLE  
SIGNAL

GROUND  
(-BLACK)

FUSE

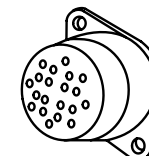
RED

FUME DETECTOR  
(LOCATED ON  
IGNITION PANEL)

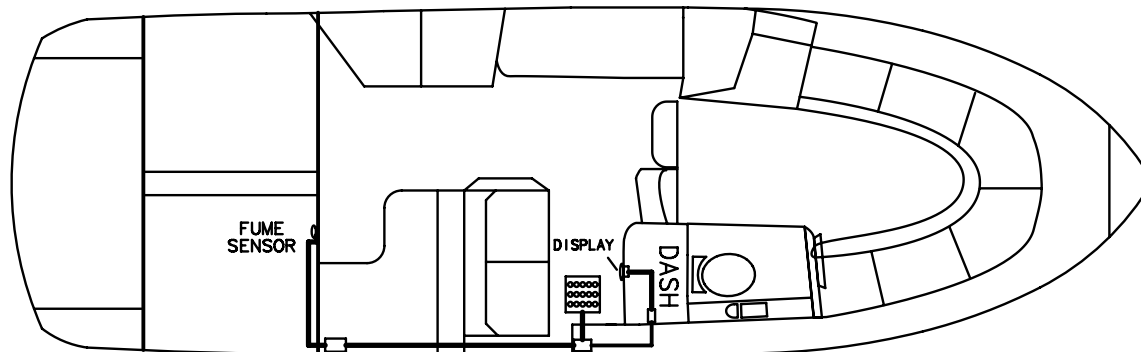


POWER CORD  
(GRAY)

NOTE: GREY POWER CORD  
RUNS WITH THE DECK  
HARNESS UP TO THE DASH.



FUME SENSOR  
(ENGINE BILGE)



TITLE: FUME DETECTOR		THUNDERBIRD PRODUCTS
		P.O. BOX 1003
MOD.: 290 SS	DR BY: KPP	DECATUR IN., 46733
NO.: 32	DATE: 3-11-16	(260) 724-9111

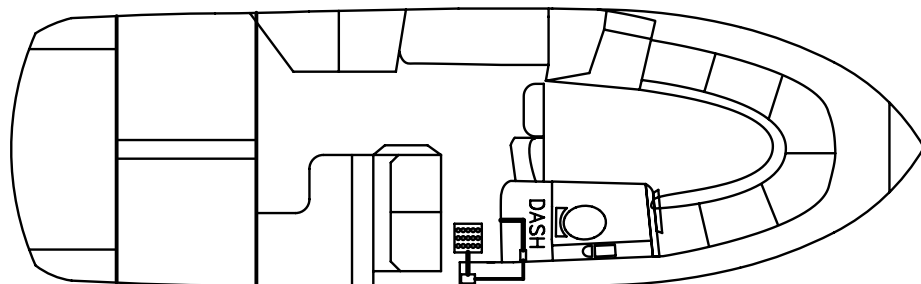
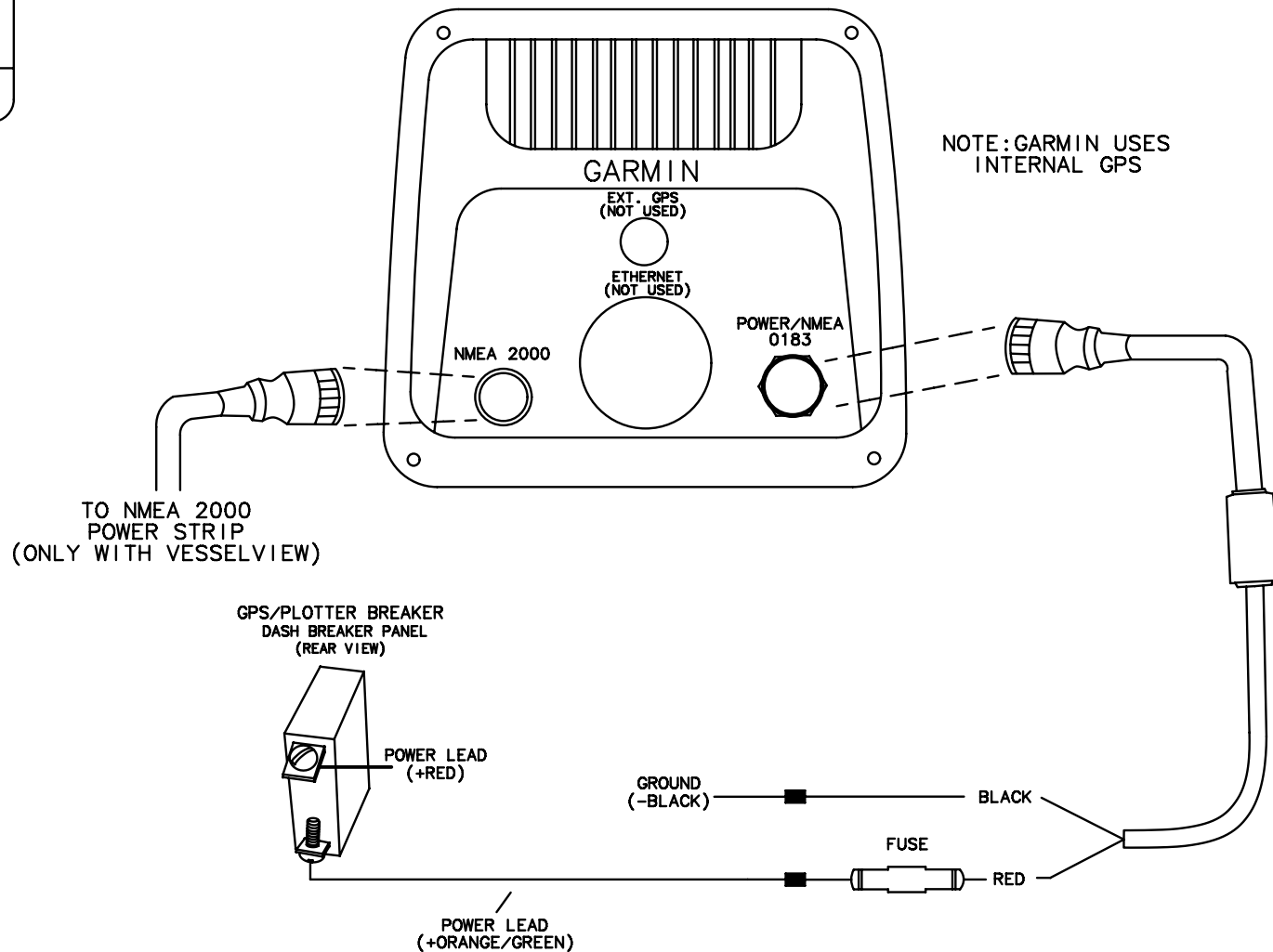


# LEGEND

C-BREAKER  
PANEL



CONNECTER



TITLE: GPS-CHARTPLOTTER GARMIN		THUNDERBIRD PRODUCTS
		P.O. BOX 1003
MOD.: 290 SS	DR BY: KPP	DECATUR IN., 46733
NO.: 33	DATE: 3-11-16	(260) 724-9111

# LEGEND

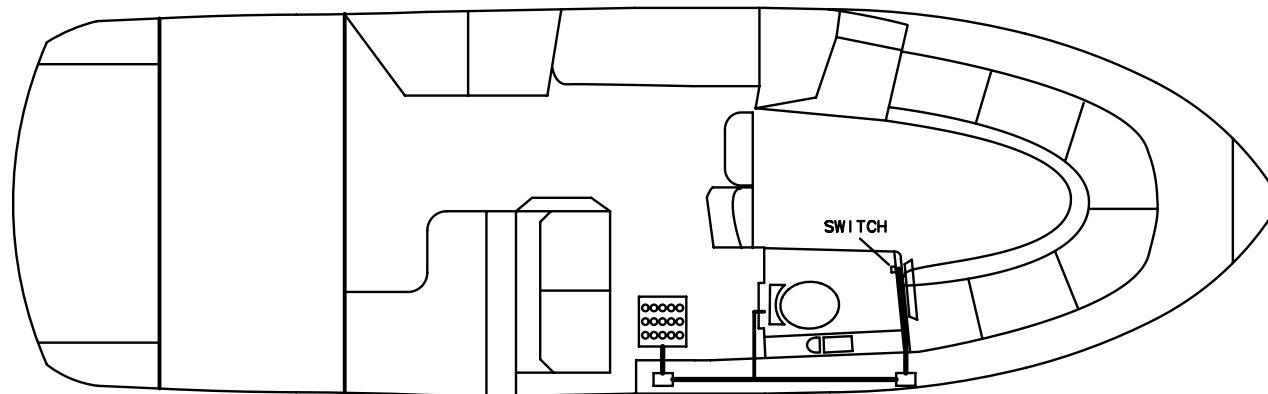
C-BREAKER  
PANEL



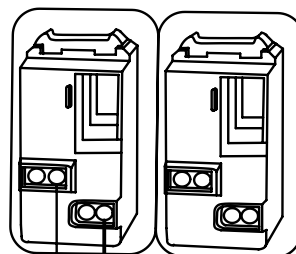
PLUG  
INTERCONNECT



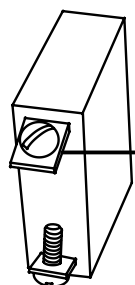
CONNECTOR



SWITCH  
BLOWER LIGHT  
(REAR VIEW)



HEAD BLOWER BREAKER  
(DASH BREAKER PANEL)  
(REAR VIEW)




POWER LEAD  
(+RED)

POWER LEAD  
(+YELLOW/WHITE)  
10 GA.

POWER LEAD  
(+YELLOW/WHITE)  
14 GA.

HEAD BLOWER UNIT  
(BEHIND TOILET)



FUSE

GROUND  
(-BLACK)

(+RED)

(-BLUE)

TITLE: HEAD BLOWER

THUNDERBIRD PRODUCTS

P.O. BOX 1003

MOD.: 290 SS

DR BY: KPP

DECATUR IN., 46733

NO.: 34

DATE: 3-11-16

(260) 724-9111

# LEGEND

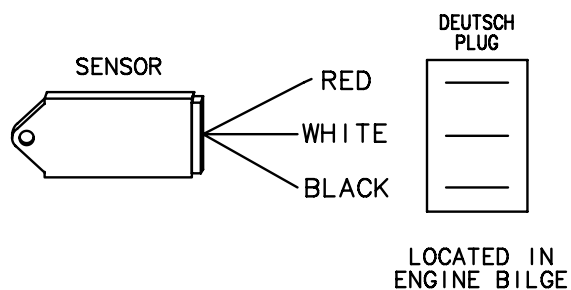
C-BREAKER  
PANEL



PLUG  
INTERCONNECT



SIREN

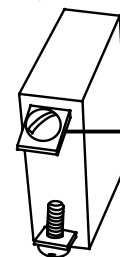


ORANGE/WHITE/RED (FROM BREAKER)

ORANGE/BLACK/RED (TO DASH ALARM)

BLACK (-GROUND)

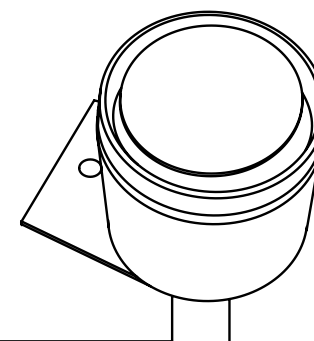
HIGH WATER ALARM BREAKER  
AFT BREAKER PANEL  
(REAR VIEW)



POWER LEAD  
(+PINK/RED/RED)

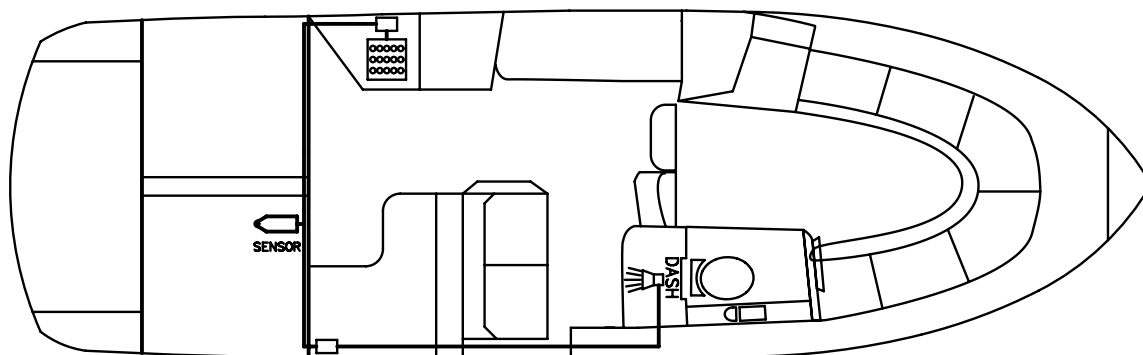
POWER LEAD  
(+ORANGE/WHITE/RED)

HIGH WATER ALARM SIREN  
(LOCATED UNDER DASH)



POWER LEAD  
(+ORANGE/BLACK/RED)

GROUND  
(-BLACK)



TITLE: HIGH WATER ALARM

THUNDERBIRD PRODUCTS

P.O. BOX 1003

MOD.: 290 SS

DR BY: KPP

DECATUR IN., 46733

NO.: 35

DATE: 3-11-16

(260) 724-9111

# LEGEND

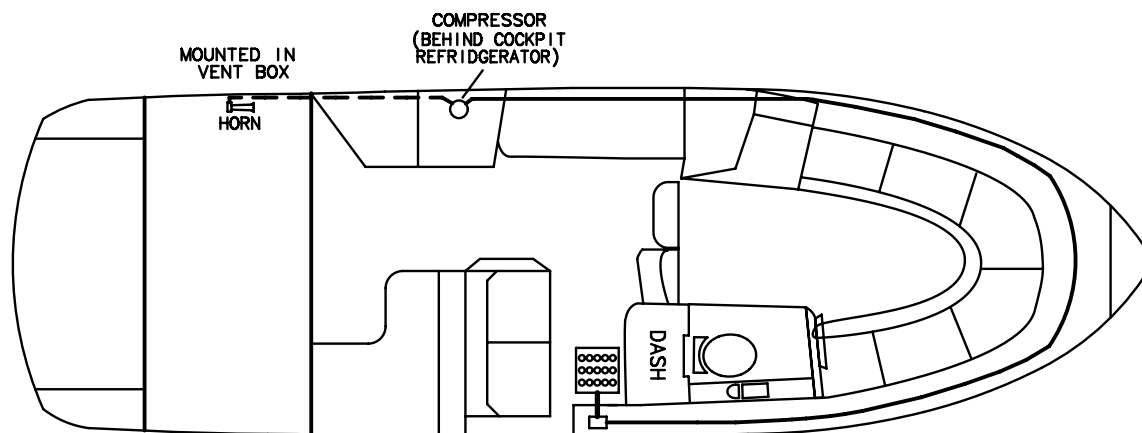
C-BREAKER  
PANEL



PLUG  
INTERCONNECT



AIR HOSE

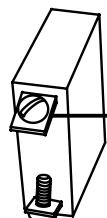


## HORN COMPRESSOR MAINTENANCE

### LUBRICATION (Very Important)

Lubricate compressor every 4-5 months. Remove air hose from compressor and apply 3 to 4 drops of light machine oil into the air port. Let oil set for a few minutes and then activate the compressor momentarily to distribute the oil. Reconnect the air hose.


HORN BREAKER  
(DASH BREAKER PANEL)  
(REAR VIEW)



POWER LEAD  
(+RED)

POWER LEAD  
(+ORANGE/WHITE)

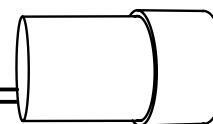
HORN SWITCH  
(IGN. PANEL)  
(REAR VIEW)



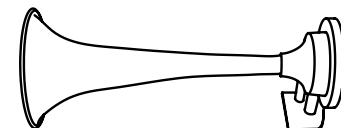
POWER LEAD  
(+ORANGE/WHITE/WHITE)

BLACK  
(-GROUND)

HORN  
COMPRESSOR



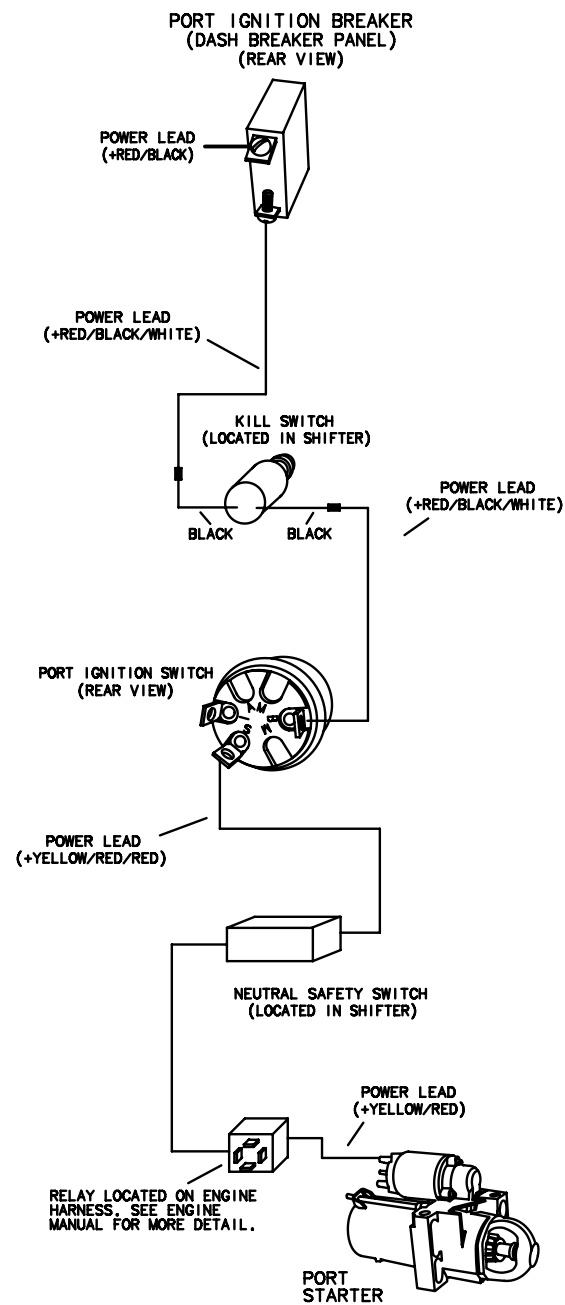
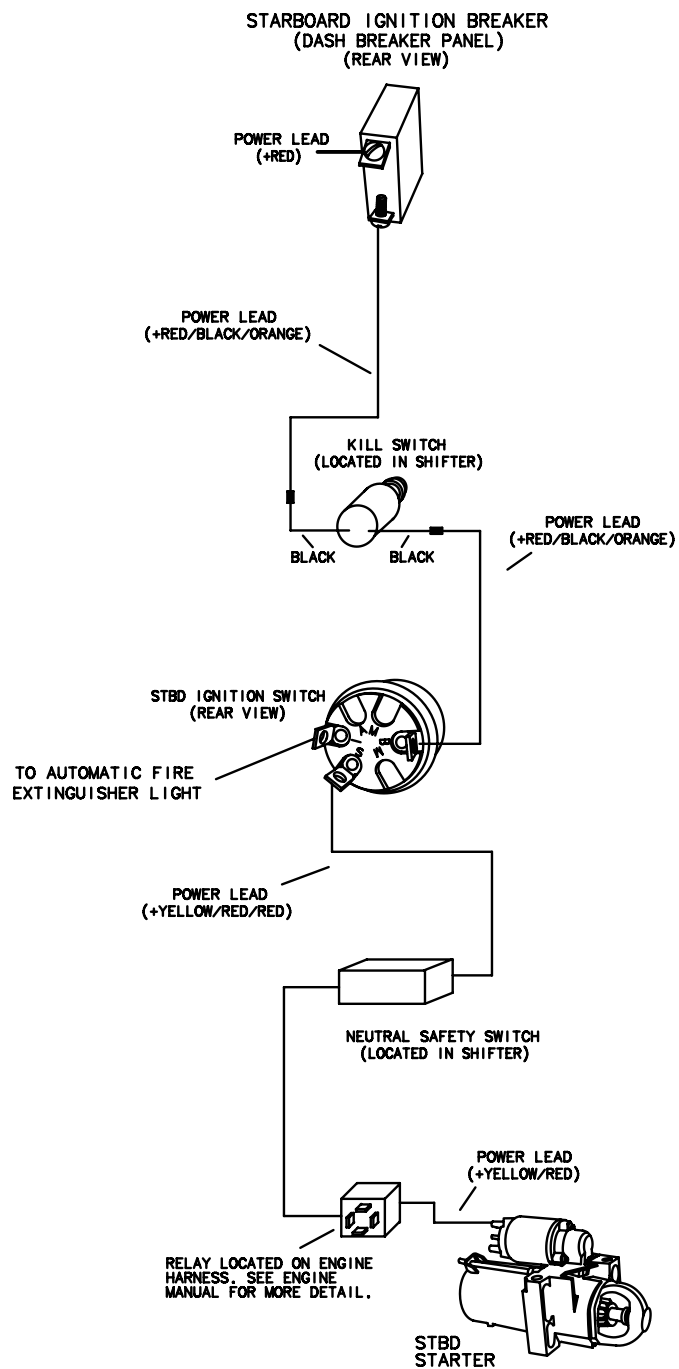
FIBERGLASS ARCH OPTION:  
HORN IS MOUNTED ON TOP  
OF ARCH WITH AIR HOSE  
RUNNING UP THE PORT ARCH  
LEG. COMPRESSOR LOCATION  
IS THE SAME.



AIR HOSE

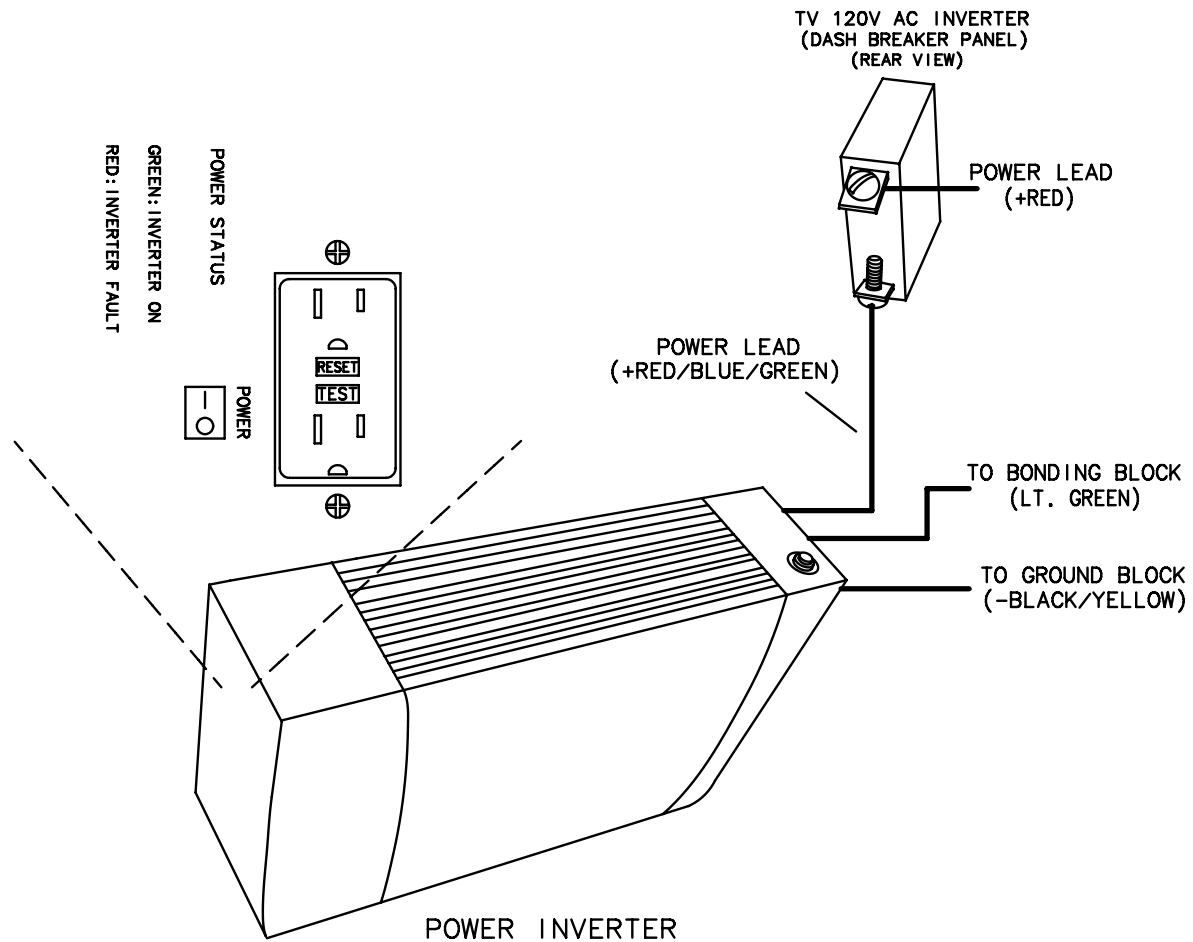
ONE WAY  
AIR VALVE  
(WITHIN 6"  
OF COMPRESSOR)

TITLE: HORN		THUNDERBIRD PRODUCTS
		P.O. BOX 1003
MOD.: 290 SS	DR BY: KPP	DECATUR IN., 46733
NO.: 36	DATE: 3-11-16	(260) 724-9111



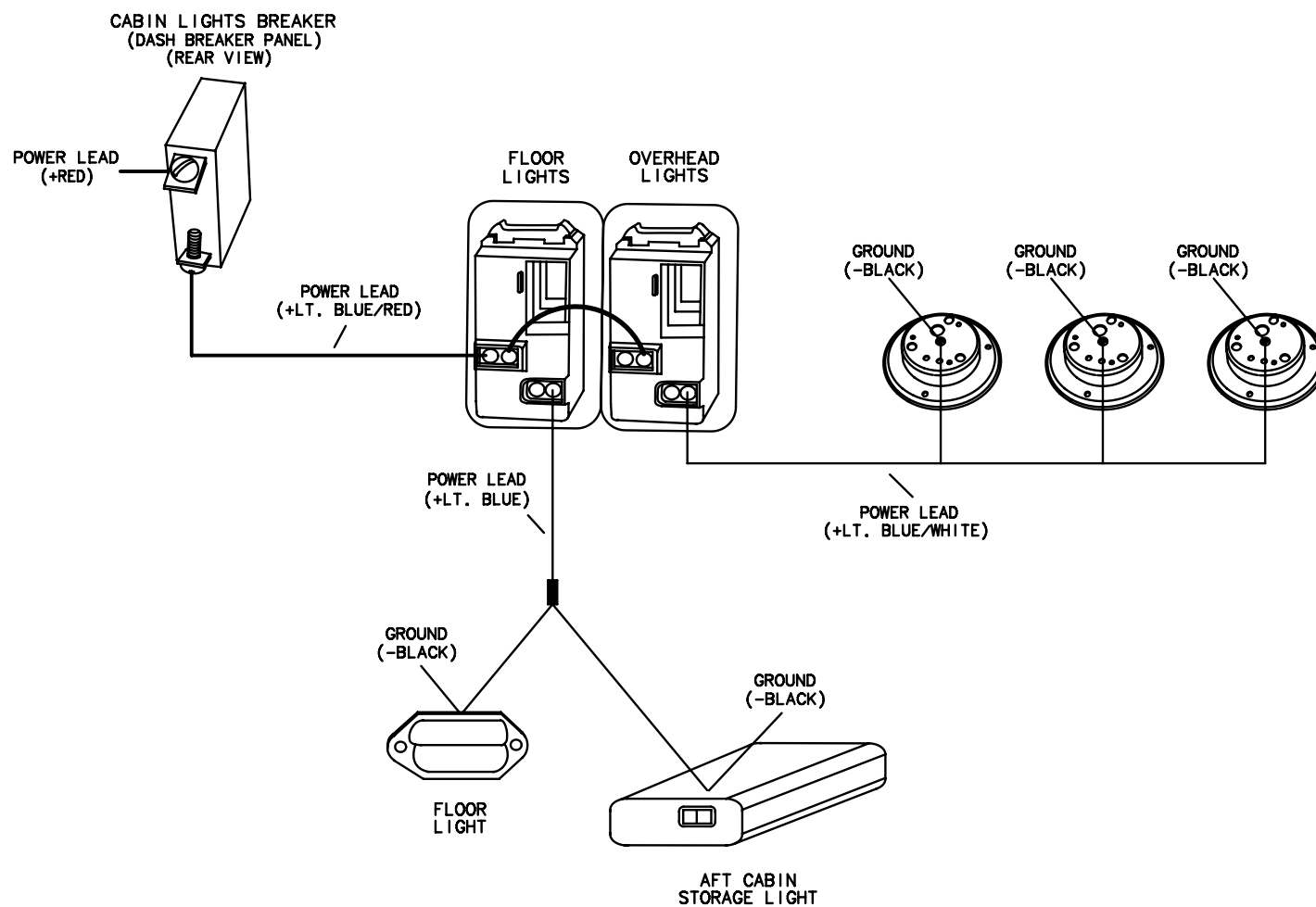
NOTE: FOR SINGLE ENGINE BOATS,  
STBD WIRES AND HARDWARE ARE USED.

TITLE: IGNITION, GAS ENGINE STANDARD		THUNDERBIRD PRODUCTS
		P.O. BOX 1003
MOD.: 290 SS	DR BY: KPP	DECATUR IN., 46733
NO.: 37	DATE: 3-11-16	(260) 724-9111

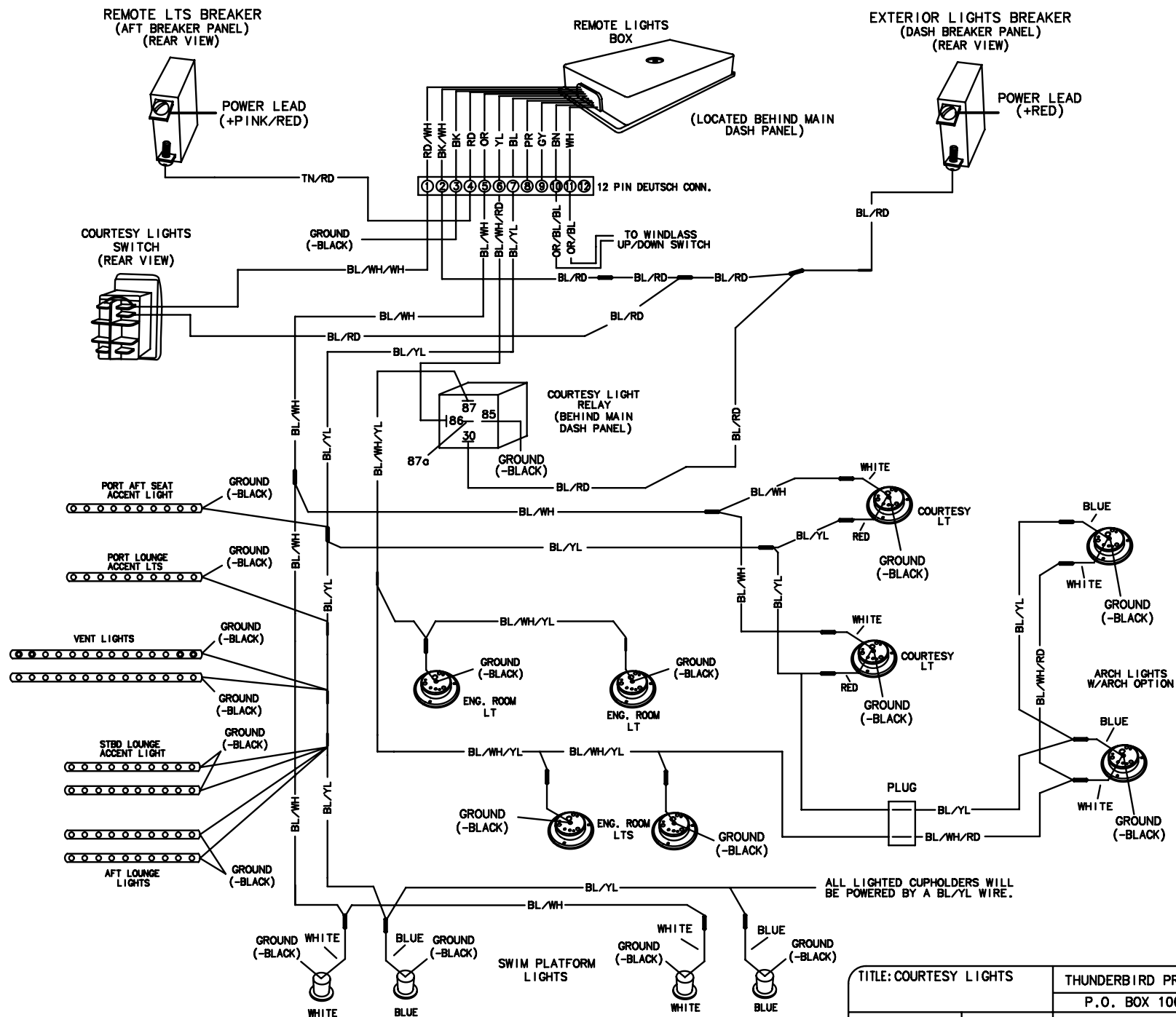


LOCATED UNDER  
STARBOARD CABIN SEAT.

TITLE: INVERTER		THUNDERBIRD PRODUCTS
		P.O. BOX 1003
MOD.: 290 SS	DR BY: KPP	DECATUR IN., 46733
NO.: 38	DATE: 3-11-16	(260) 724-9111



TITLE: CABIN LIGHTS		THUNDERBIRD PRODUCTS
		P.O. BOX 1003
MOD.: 290 SS	DR BY: KPP	DECATUR IN., 46733
NO.: 39	DATE: 3-11-16	(260) 724-9111



TITLE: COURTESY LIGHTS		THUNDERBIRD PRODUCTS
MOD.: 290 SS		P.O. BOX 1003
DR BY: KPP		DECATUR IN., 46733
NO.: 40	DATE: 3-11-16	(260) 724-9111



# LEGEND

C-BREAKER  
PANEL



DOCKING LIGHT



PLUG



CONNECTOR



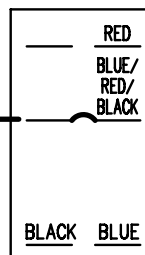
EXTERIOR LIGHTS BREAKER  
(DASH BREAKER PANEL)  
(REAR VIEW)



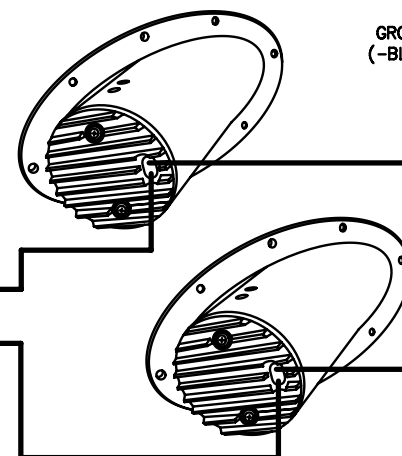
POWER LEAD  
(+RED)

POWER LEAD  
(+BLUE/RED/BLACK)

DOCKING LIGHTS SWITCH  
(DASH PANEL)  
(REAR VIEW)

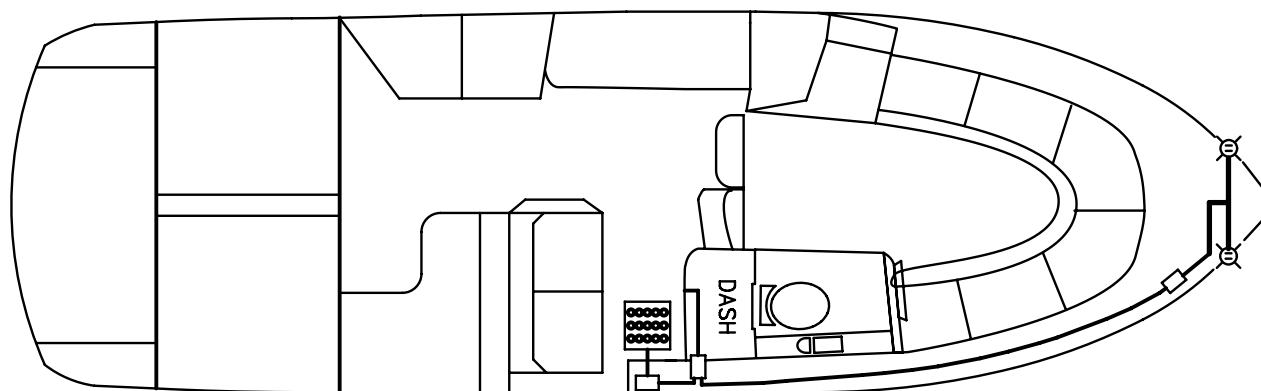


DOCKING LIGHTS  
(REAR VIEW)



GROUND  
(-BLACK)

GROUND  
(-BLACK)



TITLE: DOCKING LIGHTS

THUNDERBIRD PRODUCTS

P.O. BOX 1003

MOD.: 290 SS

DR BY: KPP

DECATUR IN., 46733

NO.: 41

DATE: 3-11-16

(260) 724-9111

# LEGEND

BREAKER PANEL



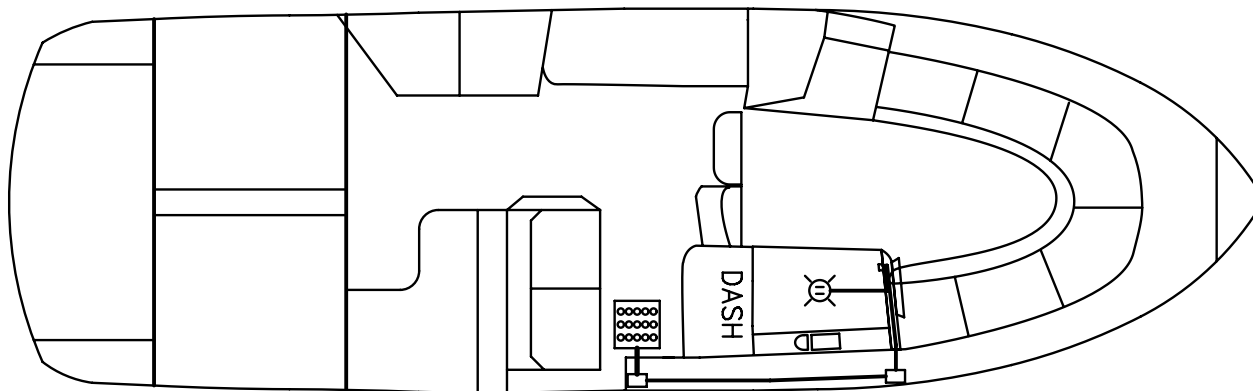
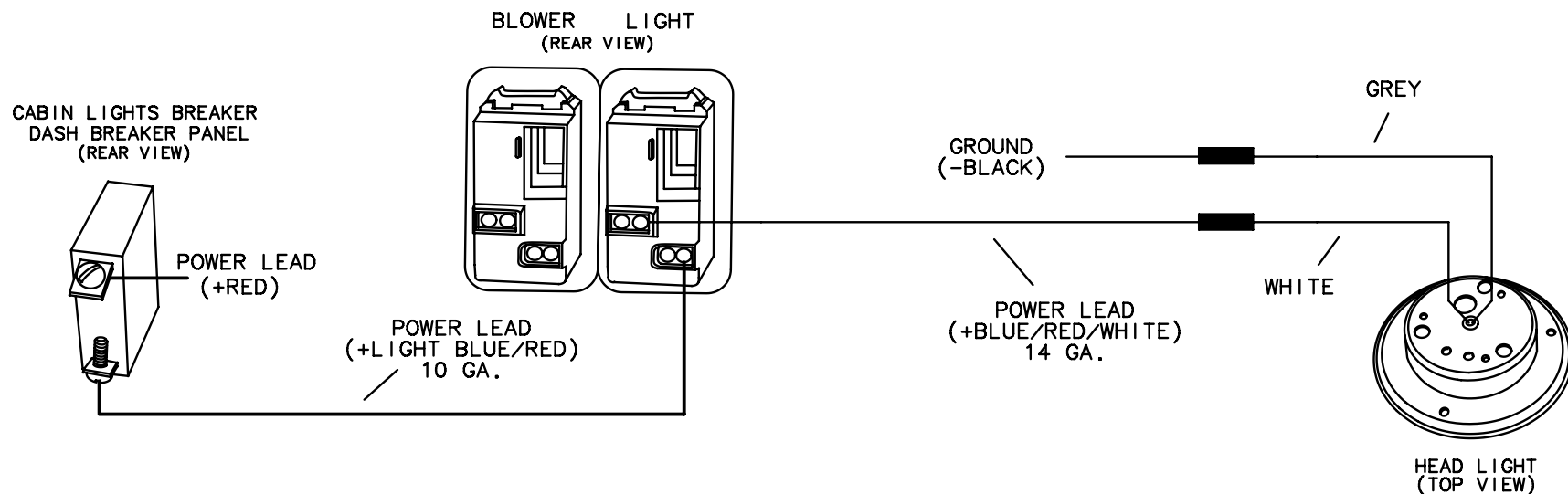
LIGHT



PLUG  
INTERCONNECT



CONNECTOR



TITLE: HEAD UNIT LIGHT

THUNDERBIRD PRODUCTS

P.O. BOX 1003

MOD.: 290 SS

DR BY: KPP

DECATUR IN., 46733

NO.: 42

DATE: 3-11-16

(260) 724-9111

# LEGEND

C-BREAKER  
PANEL



LIGHT



PLUG  
INTERCONNECT



CONNECTOR



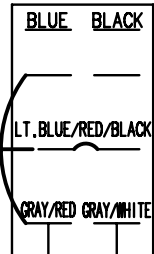
EXTERIOR LIGHTS BREAKER  
(DASH BREAKER PANEL)  
(REAR VIEW)



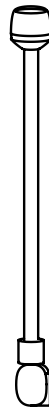
POWER LEAD  
(+RED)

POWER LEAD  
(+LIGHT BLUE/RED/BLACK)

NAV/ANCH LIGHTS SWITCH  
(DASH PANEL)  
(REAR VIEW)



MAST/ANCHOR  
LIGHT



GROUND  
(-BLACK)

POWER LEAD  
(+GRAY/RED)

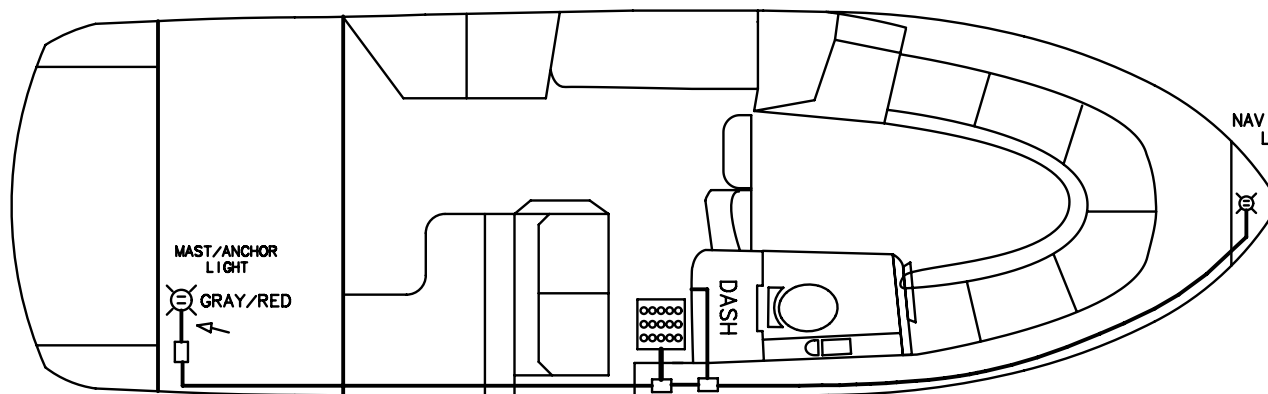
NAVIGATION LIGHT  
(MOUNTED ON BOW)

GROUND  
(-BLACK)



NAVIGATION LIGHT  
(REAR VIEW)

POWER LEAD  
(+GRAY/WHITE)



NOTE: FIBERGLASS ARCH OPTION:  
NAVIGATION LIGHTS WILL BE  
MOUNTED ON THE OUTSIDE OF EITHER  
SIDE OF THE ARCH. MAST/ANCHOR  
LIGHT WILL MOVE TO TOP CENTER  
OF ARCH. THE PIGTAIL WILL RUN  
UP THE STBD ARCH LEG.

TITLE: NAV/ANCH LIGHTS

THUNDERBIRD PRODUCTS

P.O. BOX 1003

MOD.: 290 SS

DR BY: KPP

DECATUR IN., 46733

NO.: 43

DATE: 3-11-16

(260) 724-9111

# LEGEND

C-BREAKER  
PANEL



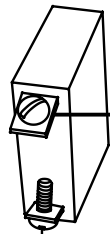
MACERATOR CONTROL



PLUG  
INTERCONNECT

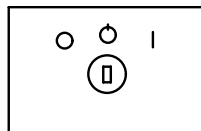


MACERATOR BREAKER  
(DASH BREAKER PANEL)  
(REAR VIEW)



POWER LEAD  
(+RED)

MACERATOR  
CONTROL

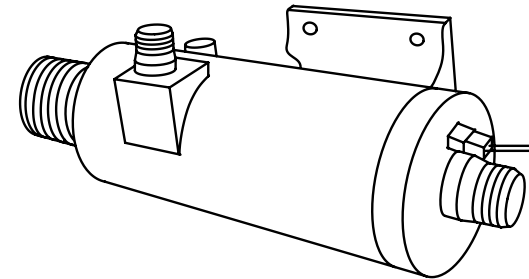



POWER LEAD  
(+GREEN/RED)

DEUTSCH  
CONNECTOR

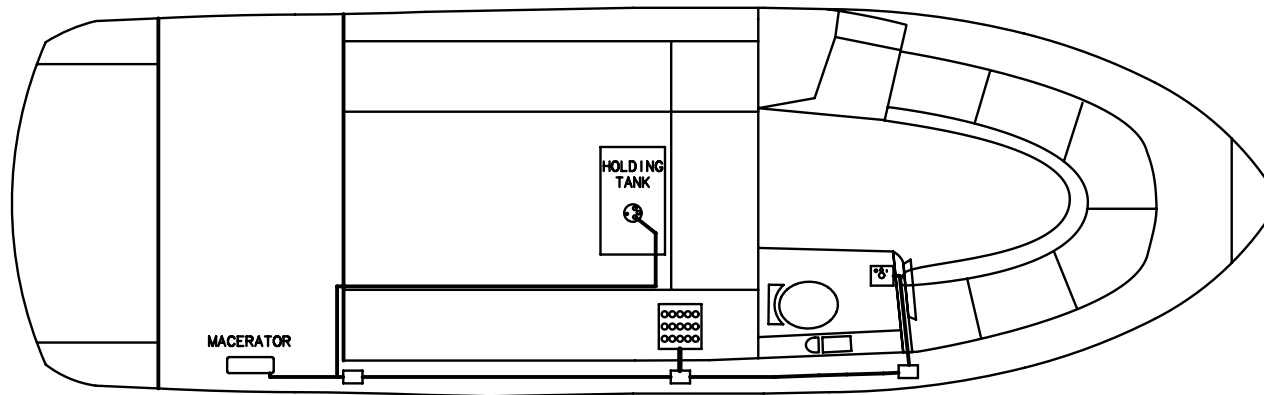
GREEN BLACK/WHITE/YELLOW (TO "EMPTY" FLOAT)  
BROWN GREEN/ORANGE (TO MACERATOR)  
RED GREEN/RED (POWER IN)  
BLACK BLACK (GROUND)

TANK  
FLOATS

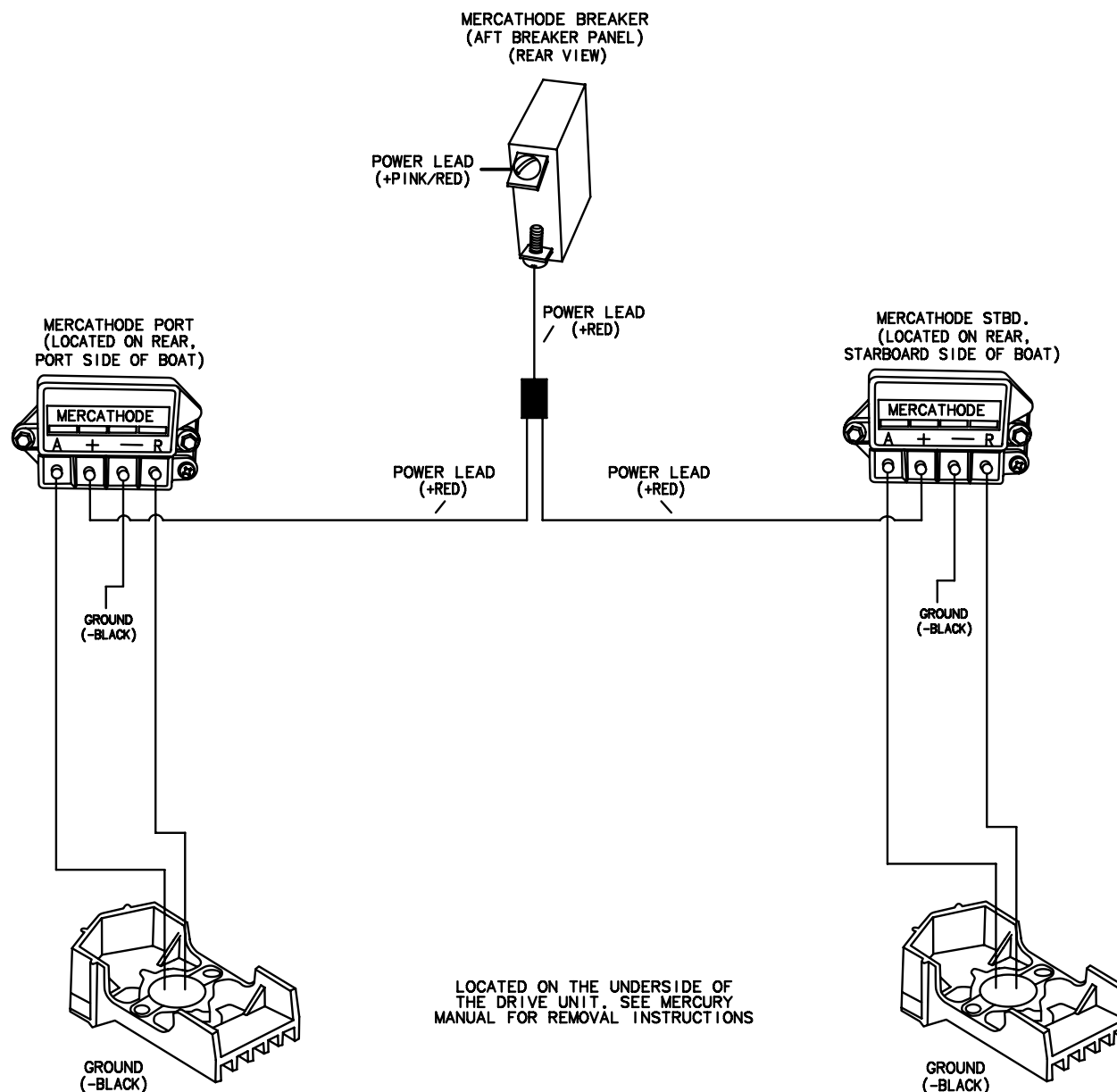


MACERATOR

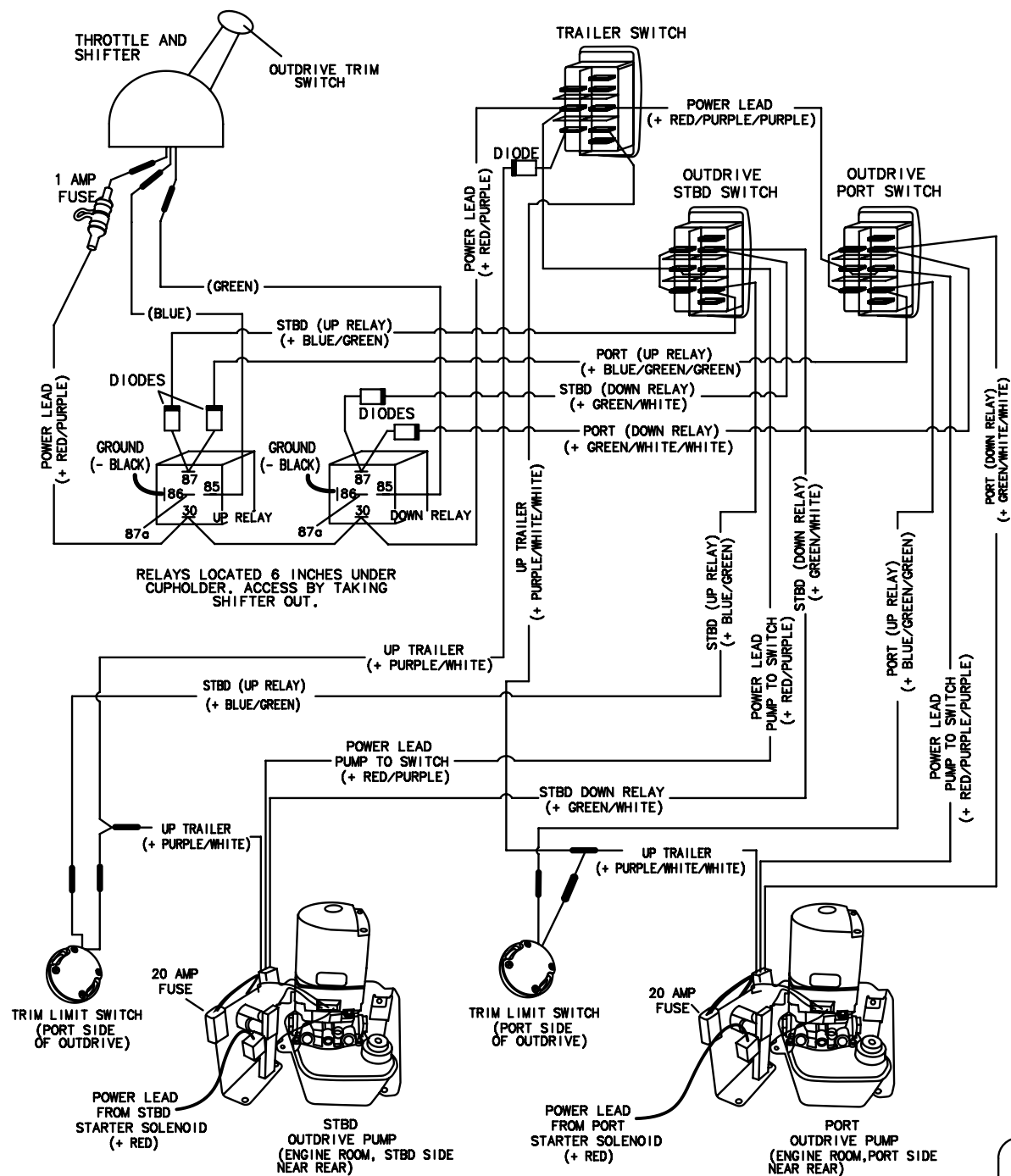
GROUND  
(-BLACK)



TITLE: MACERATOR (ELECTRICAL)		THUNDERBIRD PRODUCTS
		P.O. BOX 1003
MOD.: 290 SS	DR BY: KPP	DECATUR IN., 46733
NO.: 44	DATE: 3-11-16	(260) 724-9111



TITLE: MERCATHODE		THUNDERBIRD PRODUCTS
		P.O. BOX 1003
MOD.: 290 SS	DR BY: KPP	DECATUR IN., 46733
NO.: 45	DATE: 3-11-16	(260) 724-9111



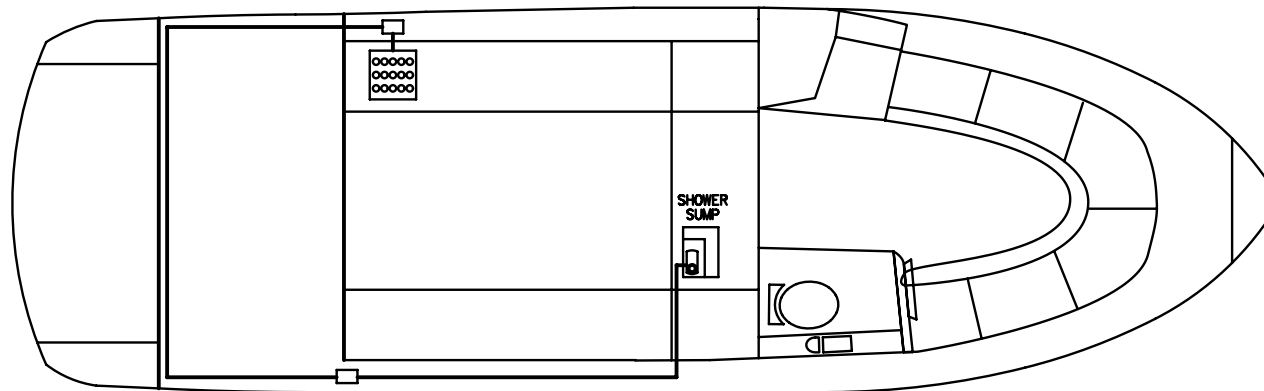
TITLE: OUTDRIVE PUMP STANDARD		THUNDERBIRD PRODUCTS
		P.O. BOX 1003
MOD.: 290 SS	DR BY: KPP	DECATUR IN., 46733
NO.: 46	DATE: 3-11-16	(260) 724-9111

# LEGEND

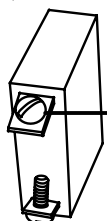
C-BREAKER  
PANEL



PLUG  
INTERCONNECT



SHOWER SUMP BREAKER  
(AFT BREAKER PANEL)  
(REAR VIEW)



POWER LEAD  
(+PINK/RED)

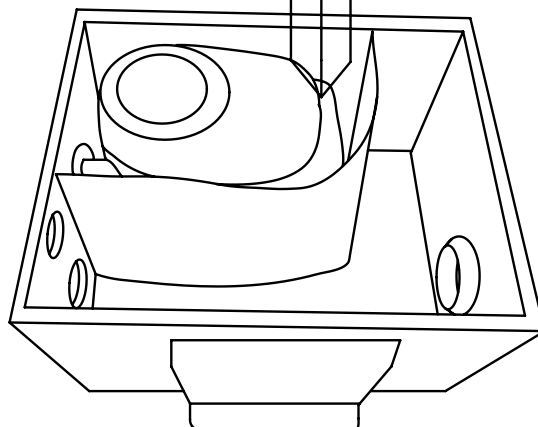
POWER LEAD  
(+RED/GRAY)

GROUND  
(-BLACK)

POWER LEAD  
(+BROWN)

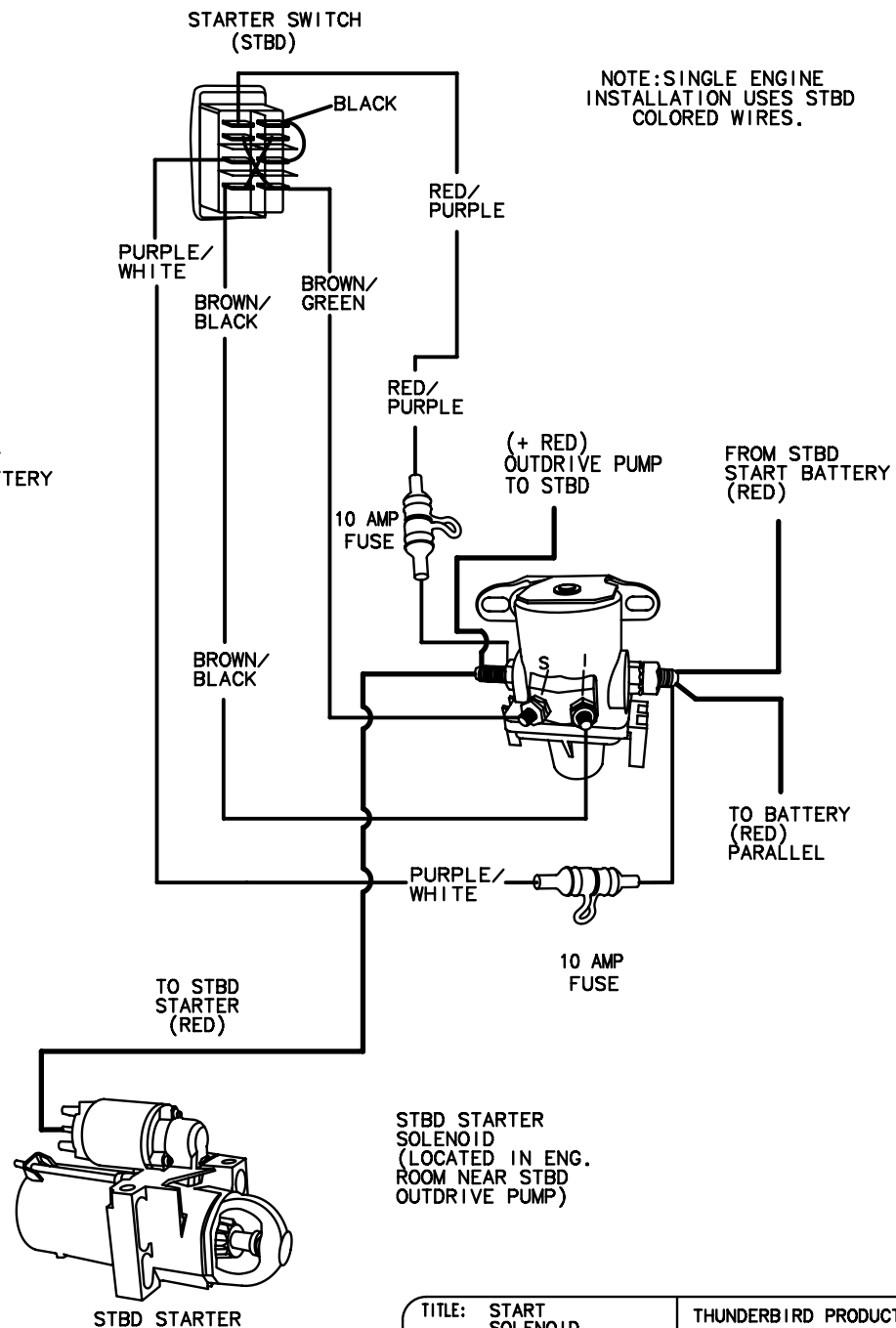
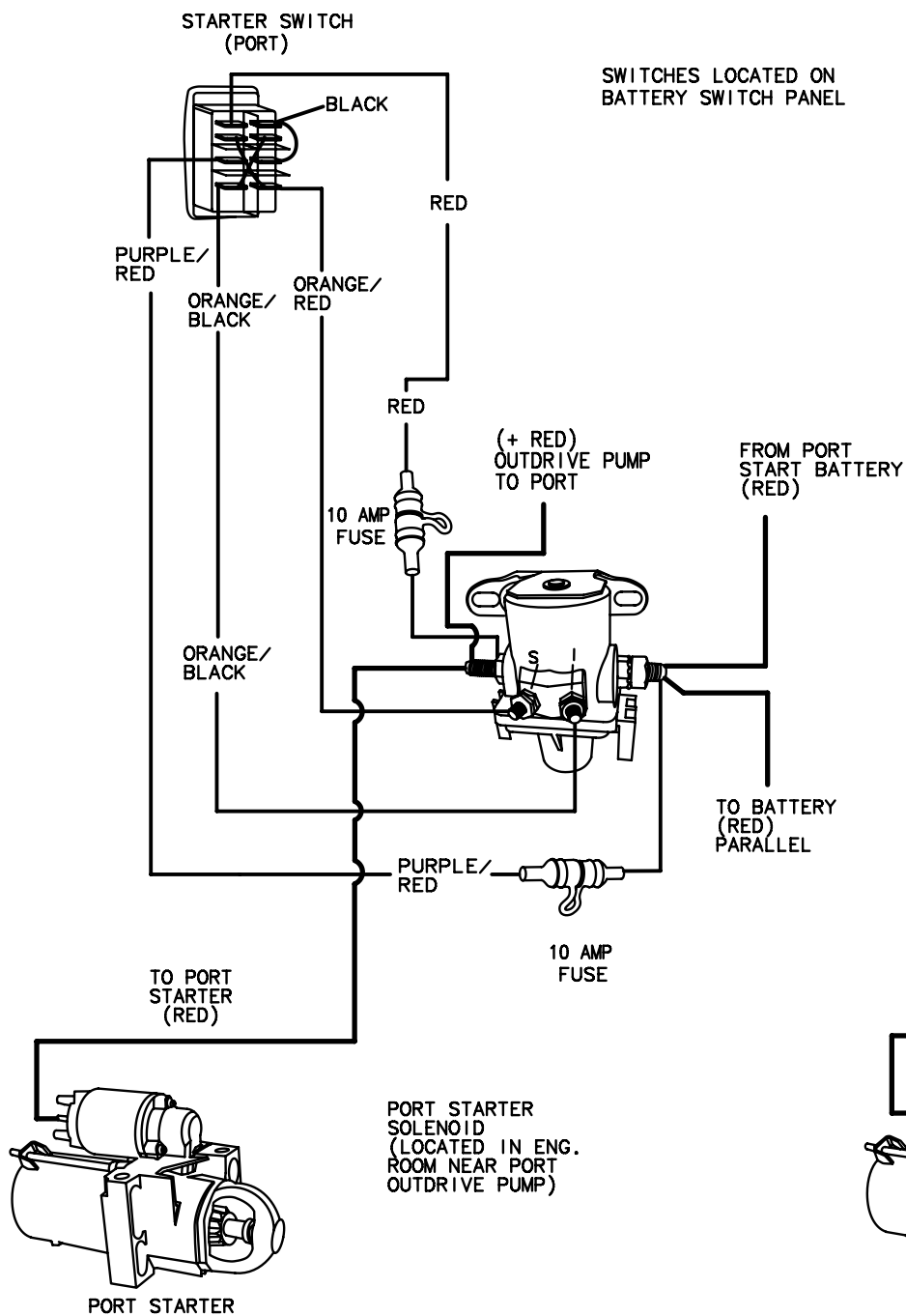
GROUND  
(-BLACK)

NOT USED  
(BROWN/WHITE)



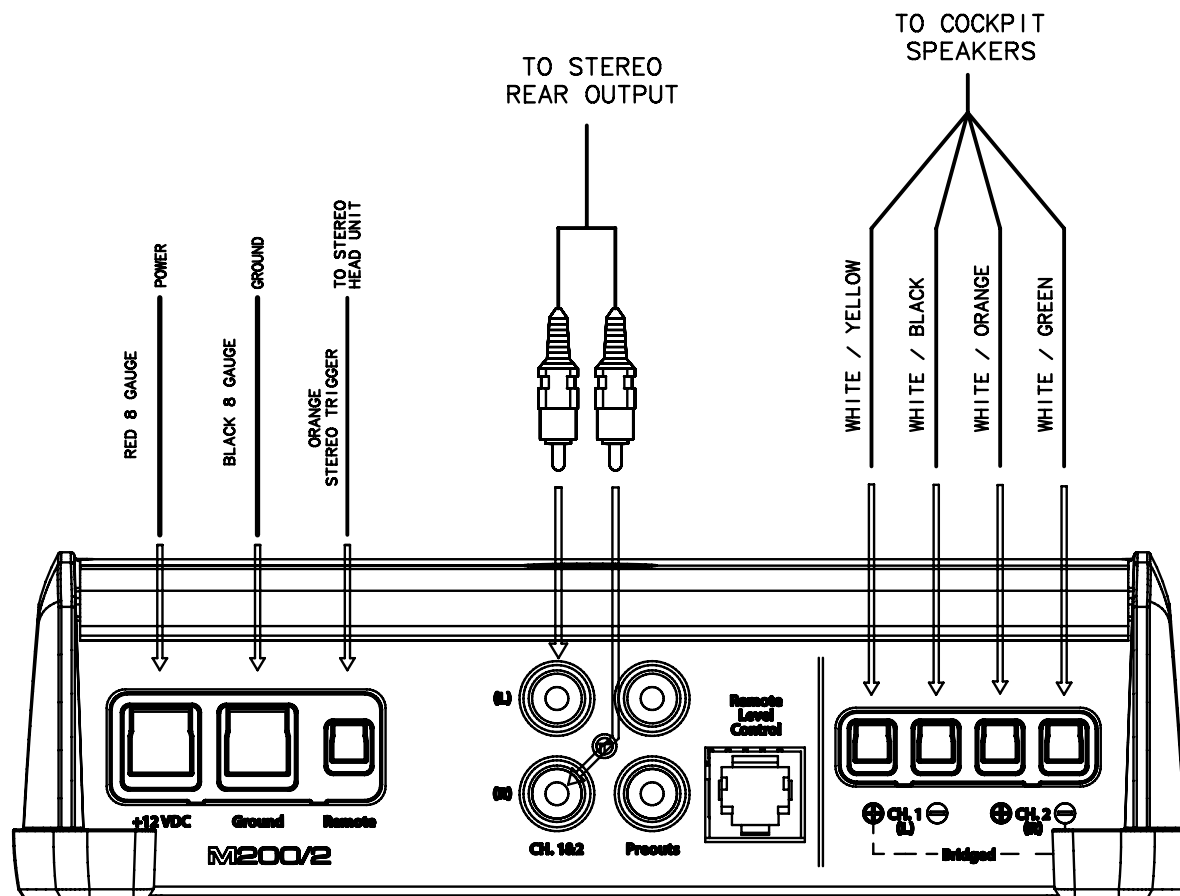
NOTE: SHOWER SUMP LOCATED  
IN AFT CABIN STORAGE.

TITLE: SHOWER SUMP		THUNDERBIRD PRODUCTS
		P.O. BOX 1003
MOD.: 290 SS	DR BY: KPP	DECATUR IN., 46733
NO.: 47	DATE: 3-11-16	(260) 724-9111



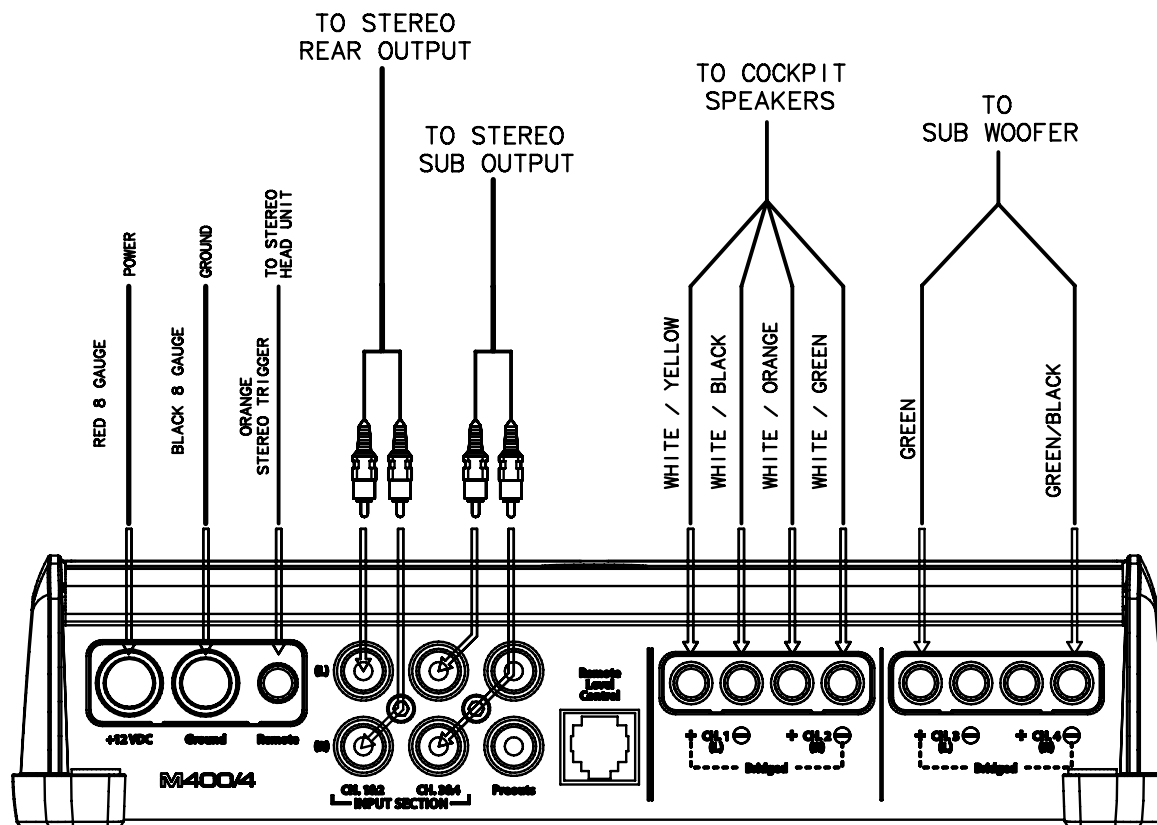
TITLE: START SOLENOID		THUNDERBIRD PRODUCTS
		P.O. BOX 1003
MOD.: 290 SS	DR BY: KPP	DECATUR IN., 46733
NO.: 48	DATE: 3-11-16	(260) 724-9111





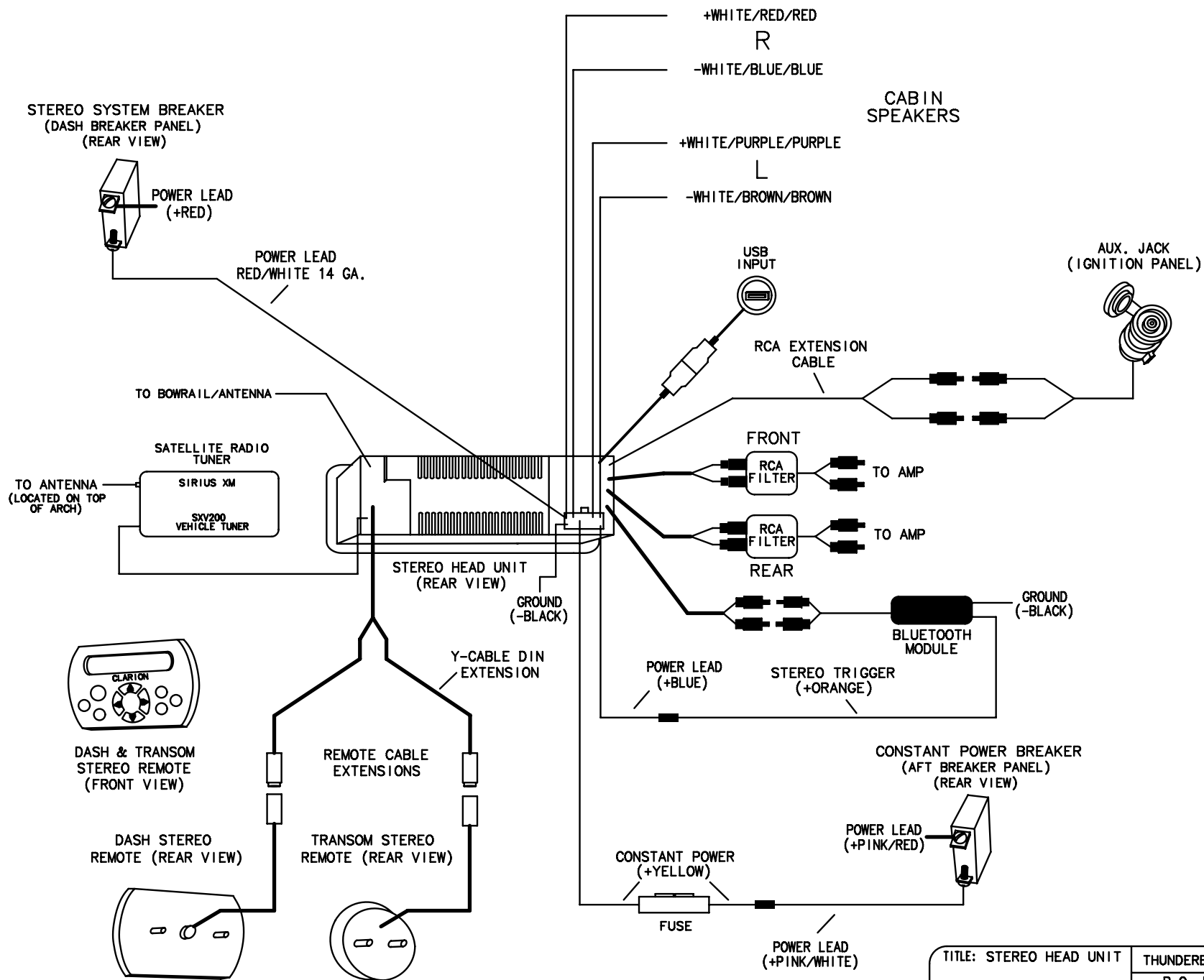
(LOCATED IN  
HANGING LOCKER)

TITLE: STEREO AMP STANDARD		THUNDERBIRD PRODUCTS
		P.O. BOX 1003
MOD.: 290 SS	DR BY: KPP	DECATUR IN., 46733
NO.: 49	DATE: 3-11-16	(260) 724-9111

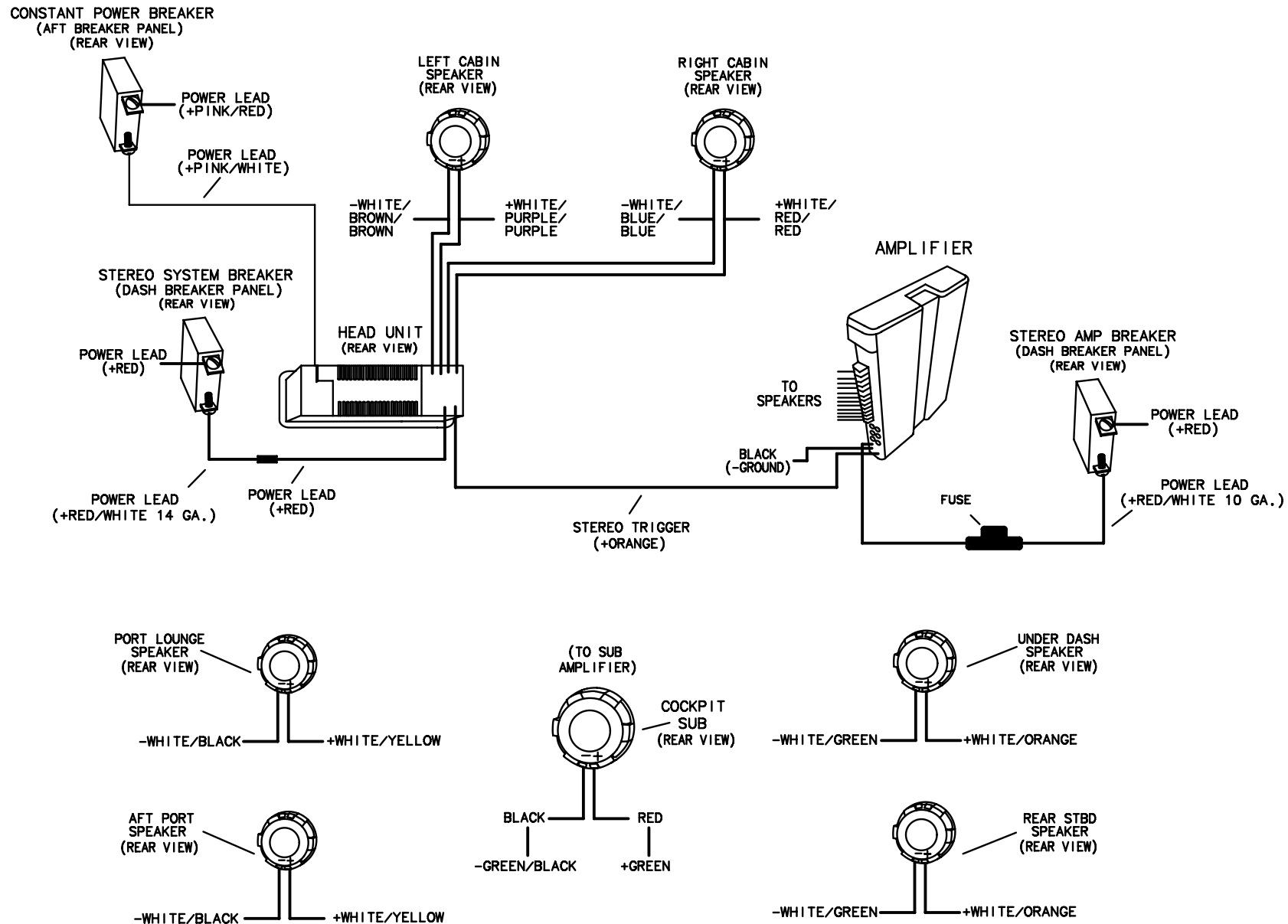


(LOCATED IN  
HANGING LOCKER)

TITLE: STEREO AMP W/SUB WOOFER		THUNDERBIRD PRODUCTS
		P.O. BOX 1003
MOD.: 290 SS	DR BY: KPP	DECATUR IN., 46733
NO.: 50	DATE: 3-11-16	(260) 724-9111



TITLE: STEREO HEAD UNIT		THUNDERBIRD PRODUCTS
		P.O. BOX 1003
MOD.: 290 SS	DR BY: KPP	DECATUR IN., 46733
NO.: 51	DATE: 3-11-16	(260) 724-9111



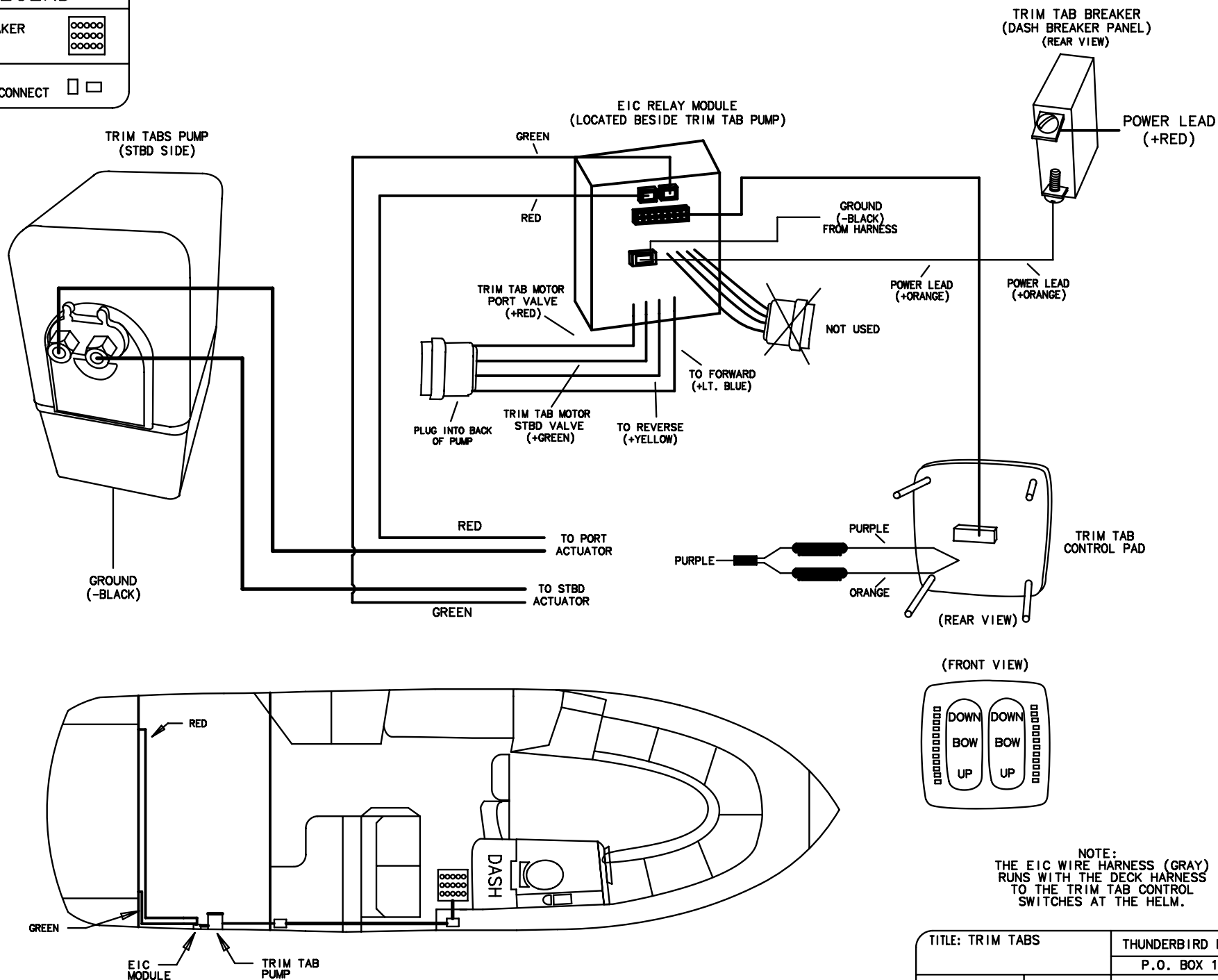
TITLE: SPEAKERS		THUNDERBIRD PRODUCTS
		P.O. BOX 1003
MOD.: 290 SS	DR BY: KPP	DECATUR IN., 46733
NO.: 52	DATE: 3-11-16	(260) 724-9111

# LEGEND

C-BREAKER  
PANEL

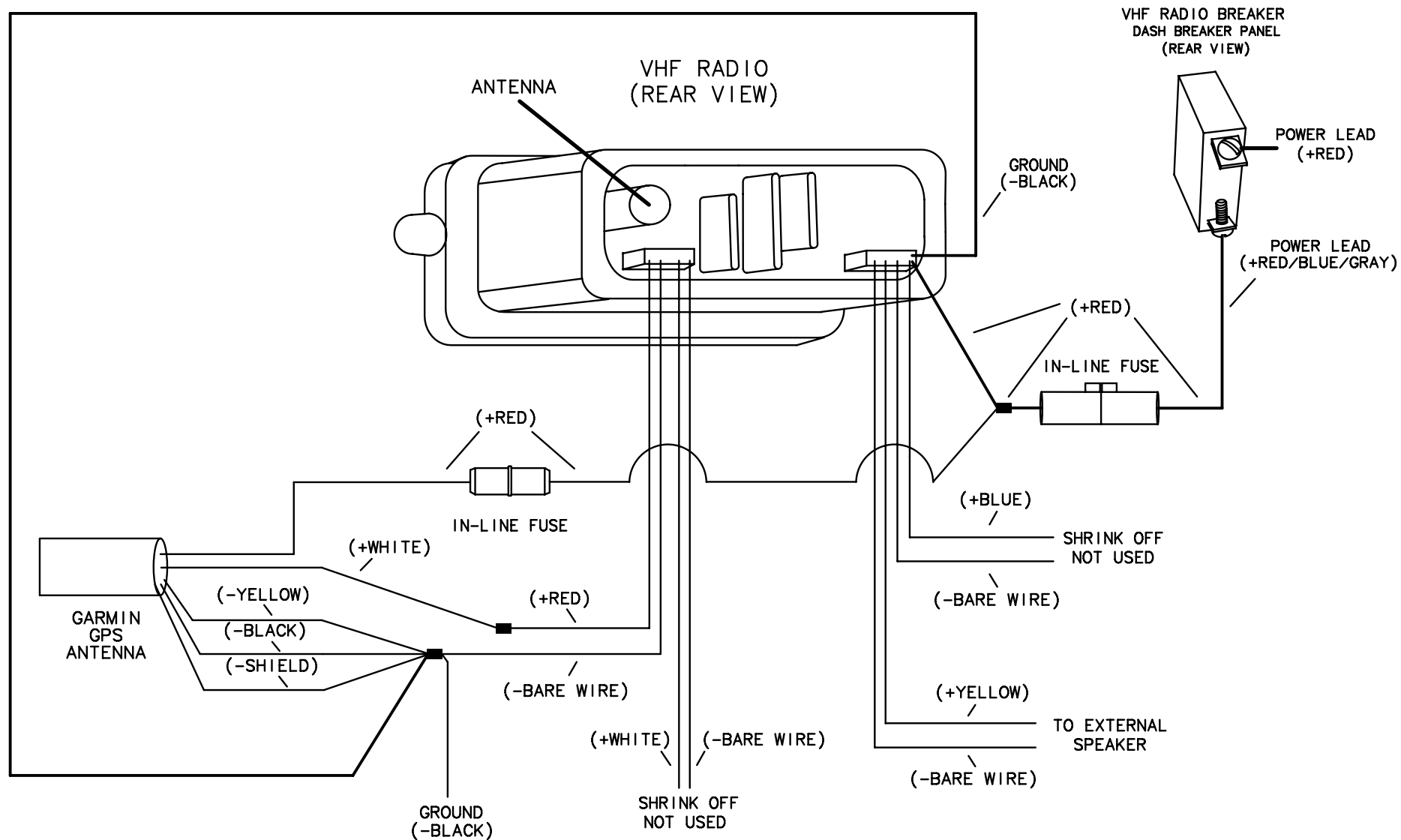


PLUG  
INTERCONNECT



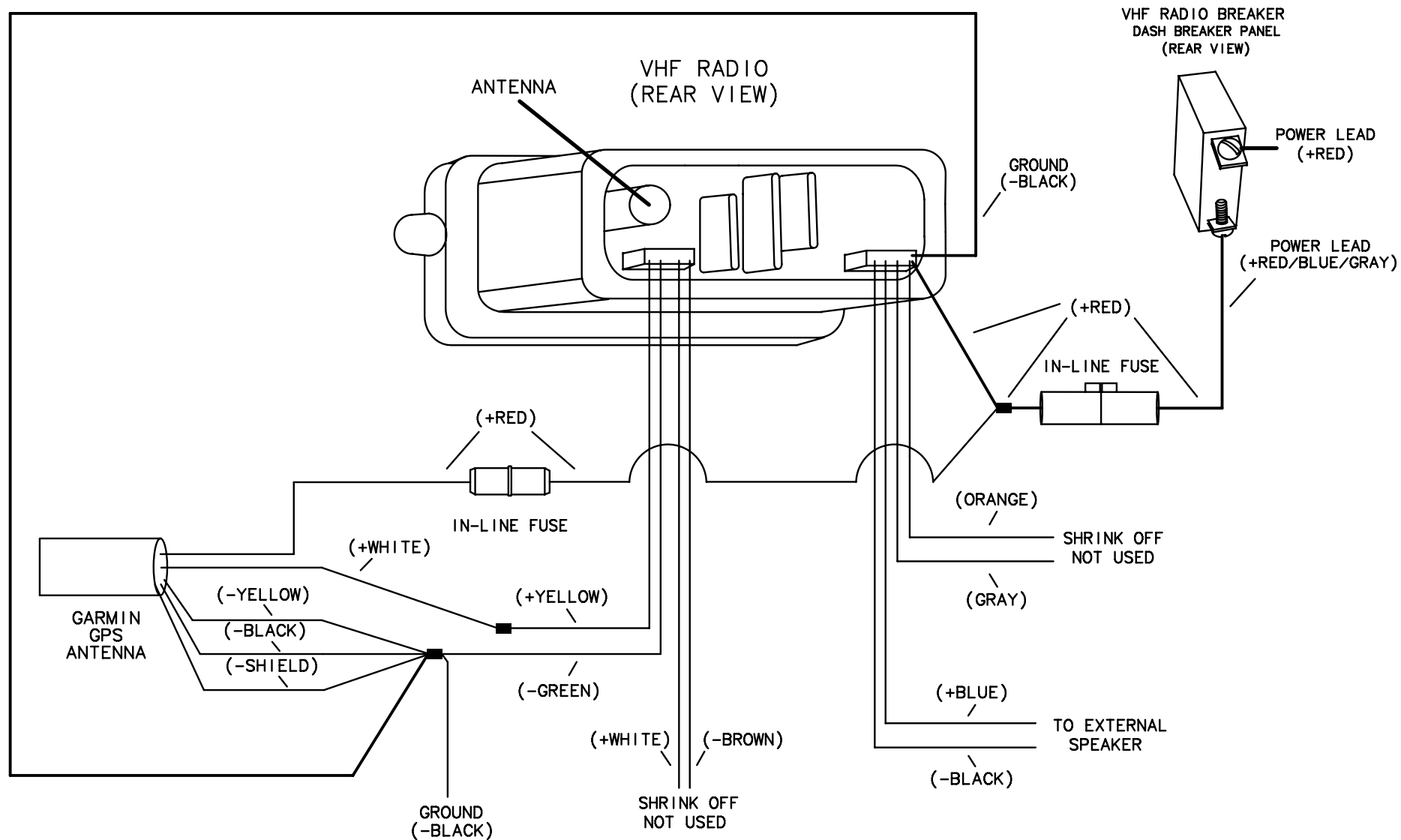
NOTE:  
THE EIC WIRE HARNESS (GRAY)  
RUNS WITH THE DECK HARNESS  
TO THE TRIM TAB CONTROL  
SWITCHES AT THE HELM.

TITLE: TRIM TABS		THUNDERBIRD PRODUCTS
		P.O. BOX 1003
MOD.: 290 SS	DR BY: KPP	DECATUR IN., 46733
NO.: 53	DATE: 3-11-16	(260) 724-9111



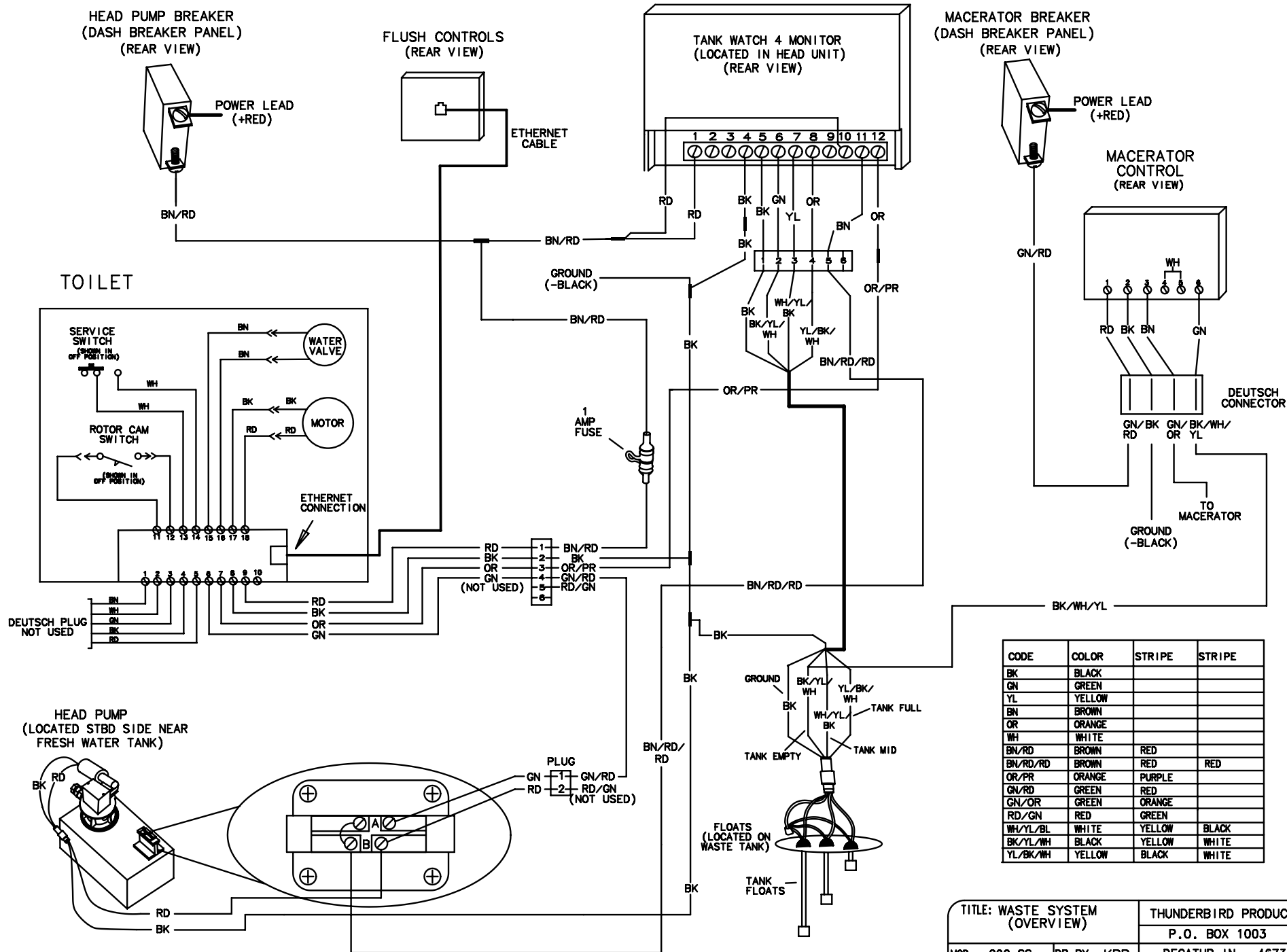
NOTE: BOATS MANUFACTURED BEFORE 3/01/15  
WILL LIKELY HAVE THIS WIRE CONFIGURATION.

TITLE: VHF RADIO		THUNDERBIRD PRODUCTS
MOD.: 290 SS		P.O. BOX 1003
DR BY: KPP		DECATUR IN., 46733
NO.: 54		DATE: 3-11-16 (260) 724-9111

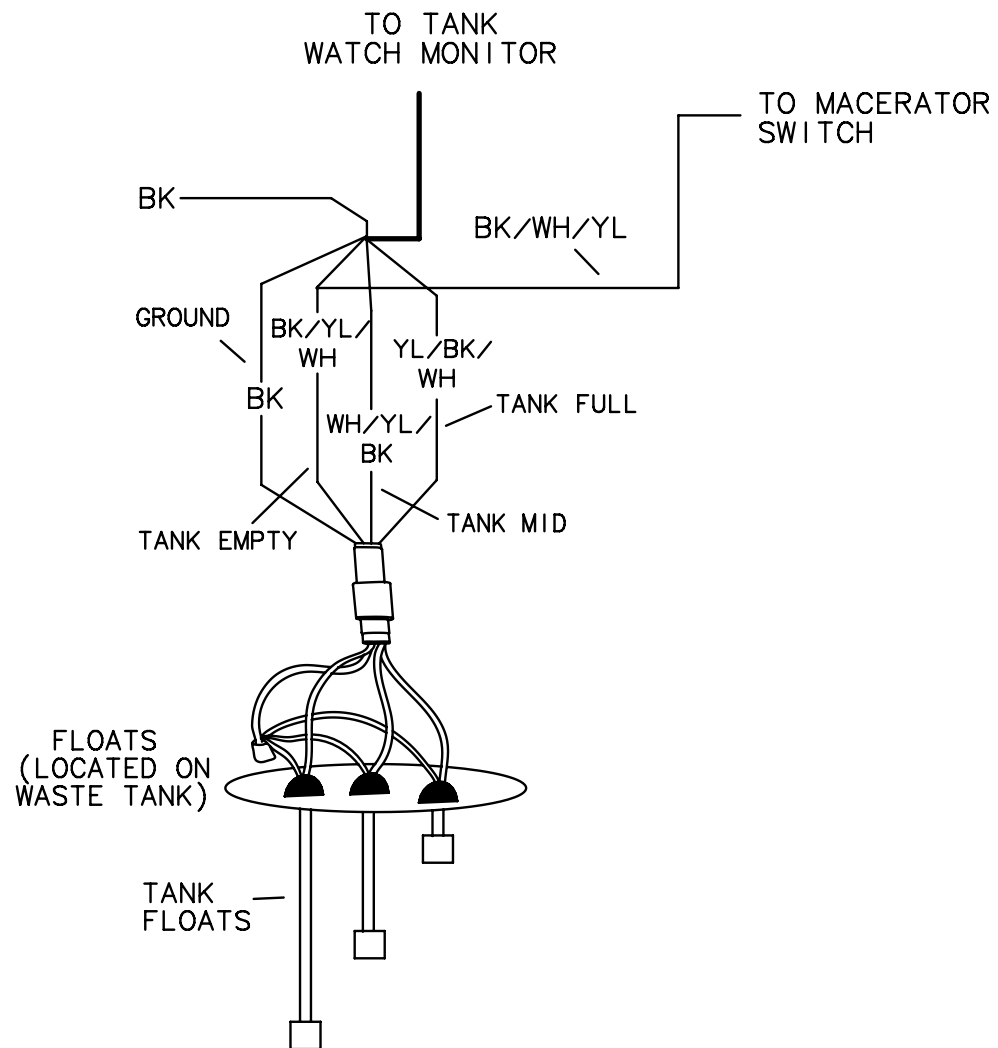


NOTE: BOATS MANUFACTURED AFTER 3/01/15  
WILL LIKELY HAVE THIS WIRE CONFIGURATION.

TITLE: VHF RADIO 2		THUNDERBIRD PRODUCTS
MOD.: 290 SS		P.O. BOX 1003
DR BY: KPP		DECATUR IN., 46733
NO.: 55	DATE: 3-11-16	(260) 724-9111

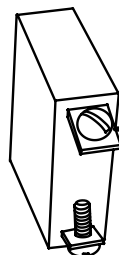






TITLE: TANK FLOAT		THUNDERBIRD PRODUCTS
		P.O. BOX 1003
MOD.: 290 SS	DR BY: KPP	DECATUR IN., 46733
NO.: 57	DATE: 3-11-16	(260) 724-9111

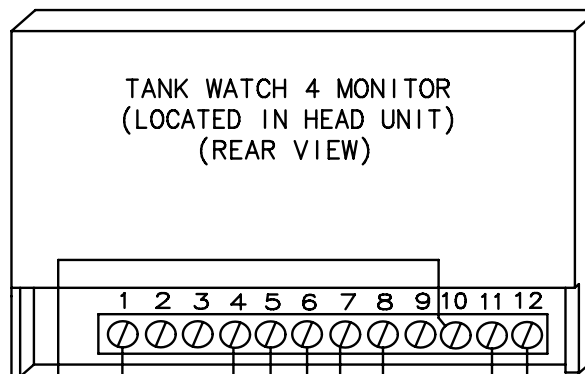
HEAD PUMP BREAKER  
(DASH BREAKER PANEL)  
(REAR VIEW)



POWER LEAD  
(+RED)

BN/RD

GROUND  
(-BLACK)



TANK WATCH 4 MONITOR  
(LOCATED IN HEAD UNIT)  
(REAR VIEW)

1 2 3 4 5 6 7 8 9 10 11 12

RD

RD

BK

BK

GN

YL

OR

BN

OR

BK

BK

GN

YL

OR

BN

OR

1

2

3

4

5

6

BK

WH/YL/  
BK

BK/YL/  
WH

YL/BK/  
WH

BN/RD/RD

BN/RD/RD

POWER TO  
VACUUM PUMP

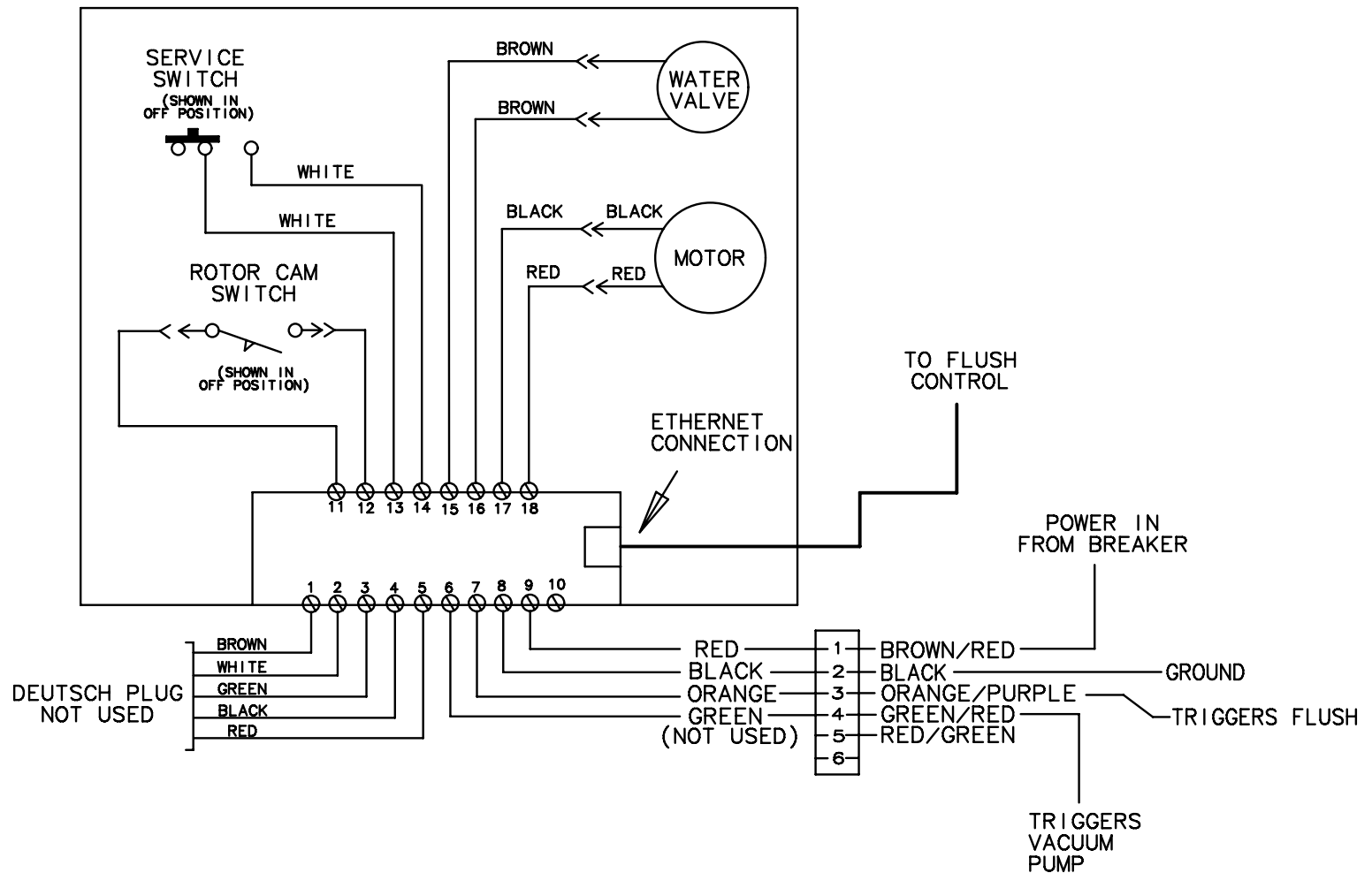
TO FLOAT  
ON WASTE TANK

OR/PR

FLUSH  
TOILET

TITLE: WASTE SYSTEM (TANK WATCH)		THUNDERBIRD PRODUCTS
		P.O. BOX 1003
MOD.: 290 SS	DR BY: KPP	DECATUR IN., 46733
NO.: 58	DATE: 3-11-16	(260) 724-9111

# TOILET



TITLE: WASTE SYSTEM (TOILET)		THUNDERBIRD PRODUCTS
MOD.: 290 SS		P.O. BOX 1003
NO.: 59		DECATUR IN., 46733
DATE: 3-11-16		(260) 724-9111

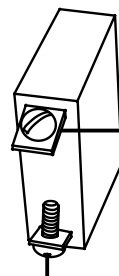
# LEGEND

WATER PUMP 

PLUG INTERCONNECT 

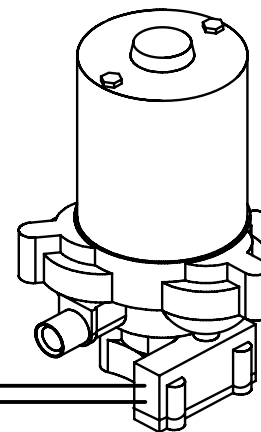
BREAKER PANEL 

WATER PUMP BREAKER  
(DASH BREAKER PANEL)  
(REAR VIEW)



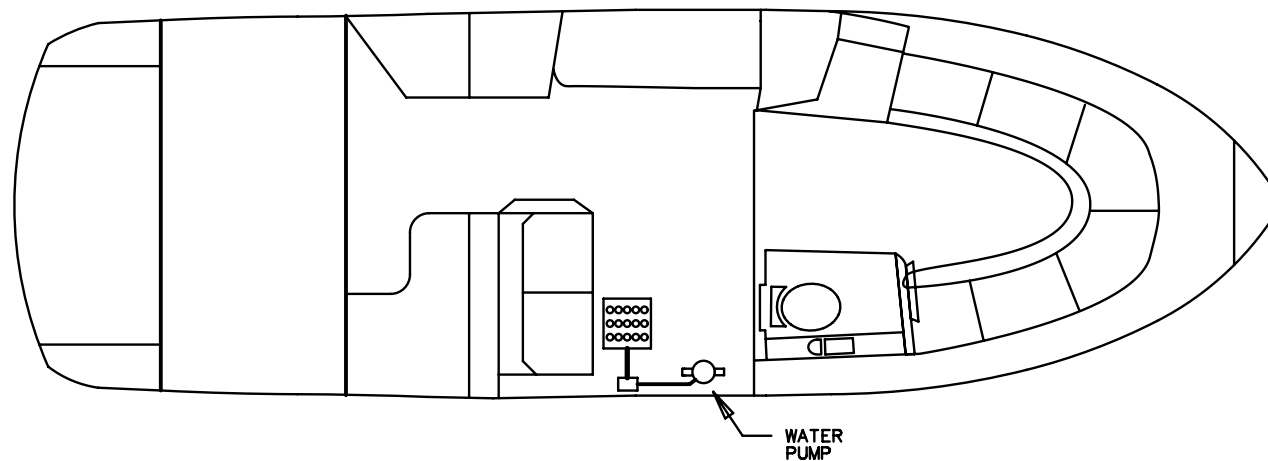
POWER LEAD  
(+RED)

GROUND  
(-BLACK)



WATER PUMP

POWER LEAD  
(+BROWN/BLACK)

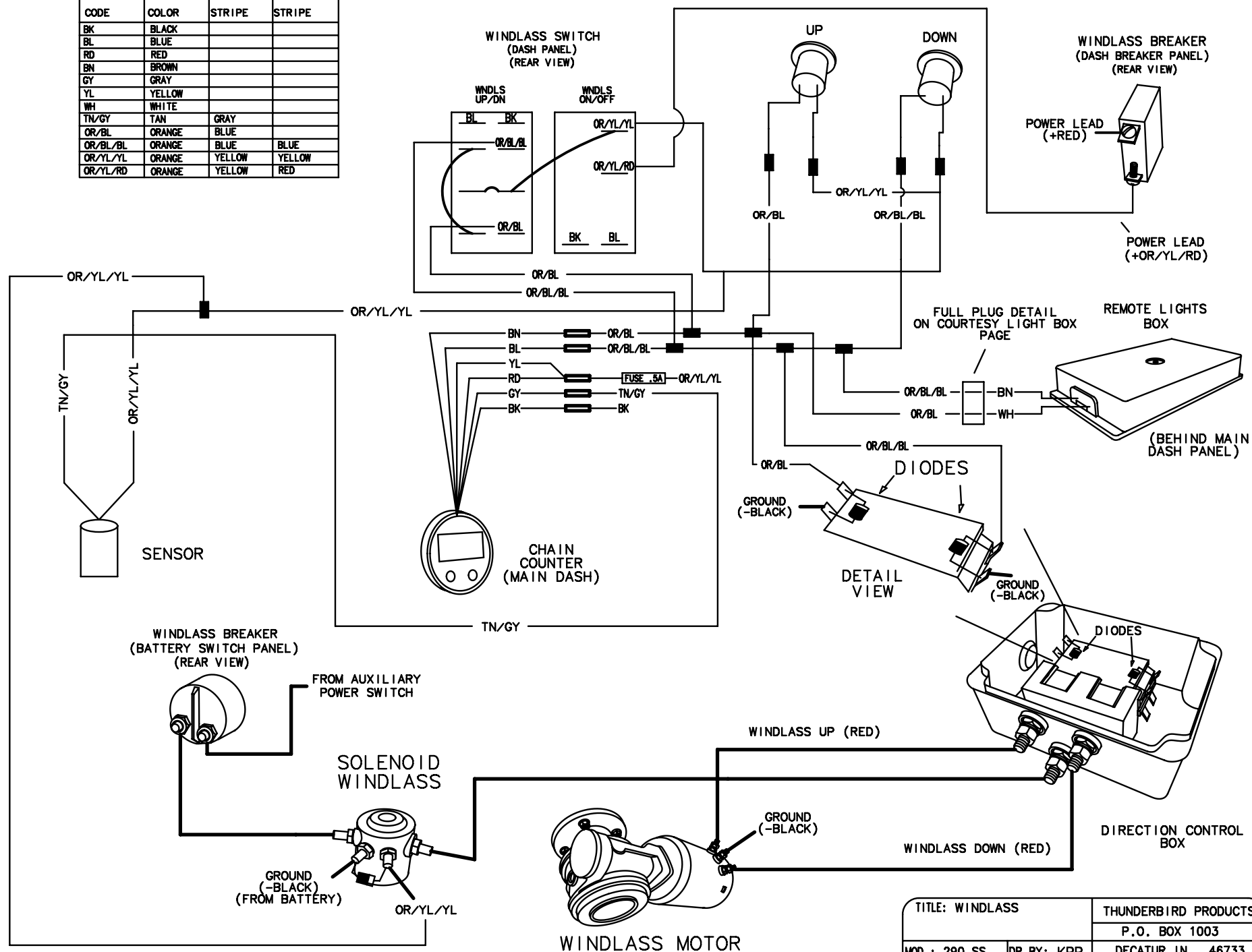


WATER  
PUMP

NOTE: ACCESS TO WATER PUMP IS LOCATED  
IN AFT CABIN STORAGE, STARBOARD SIDE.

TITLE: WATER PUMP (ELECTRICAL)		THUNDERBIRD PRODUCTS
		P.O. BOX 1003
MOD.: 290 SS	DR BY: KPP	DECATUR IN., 46733
NO.: 60	DATE: 3-11-16	(260) 724-9111

CODE	COLOR	STRIPE	STRIPE
BK	BLACK		
BL	BLUE		
RD	RED		
BN	BROWN		
GY	GRAY		
YL	YELLOW		
WH	WHITE		
TN/GY	TAN	GRAY	
OR/BL	ORANGE	BLUE	
OR/BL/BL	ORANGE	BLUE	BLUE
OR/YL/YL	ORANGE	YELLOW	YELLOW
OR/YL/RD	ORANGE	YELLOW	RED



TITLE: WINDLASS		THUNDERBIRD PRODUCTS
		P.O. BOX 1003
MOD.: 290 SS	DR BY: KPP	DECATUR IN., 46733
NO.: 61	DATE: 3-11-16	(260) 724-9111

# LEGEND

C-BREAKER  
PANEL



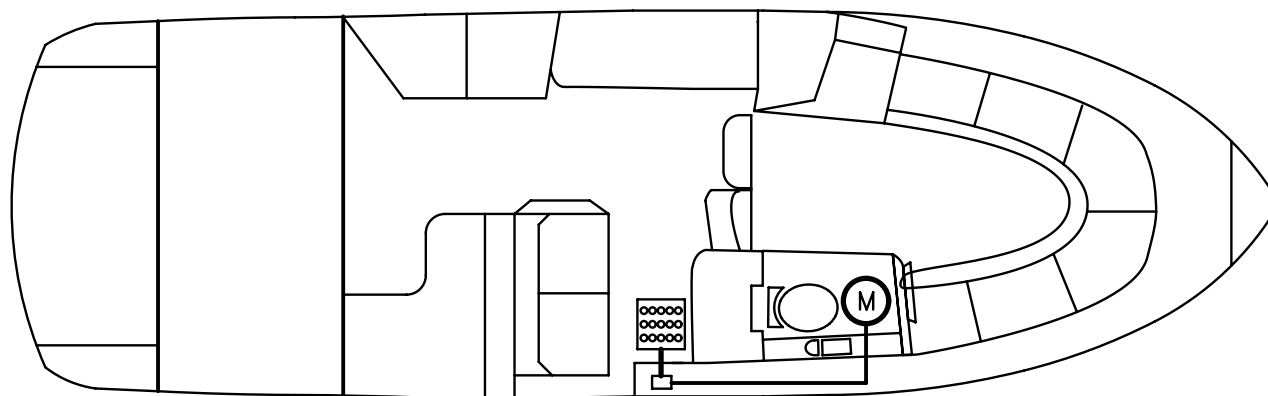
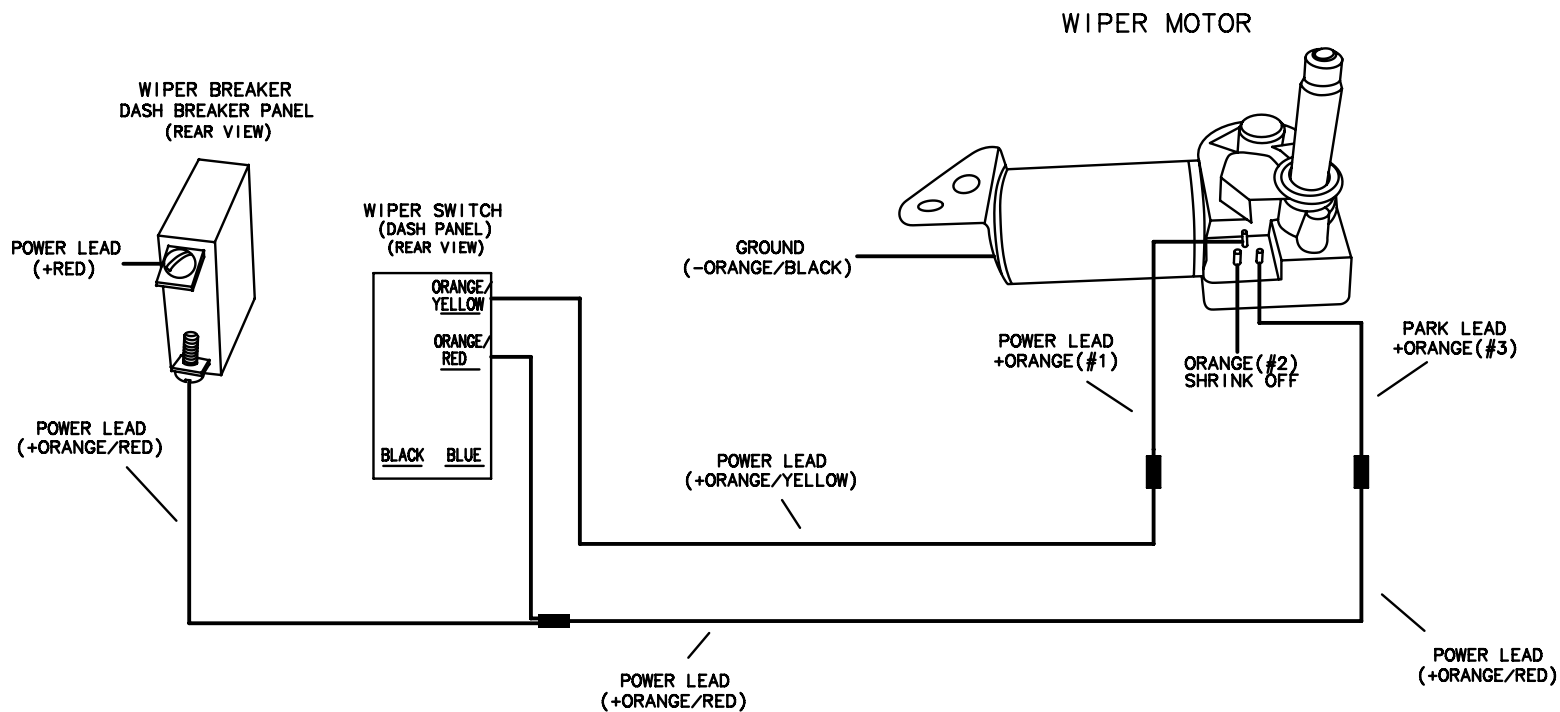
MOTOR



PLUG  
INTERCONNECT



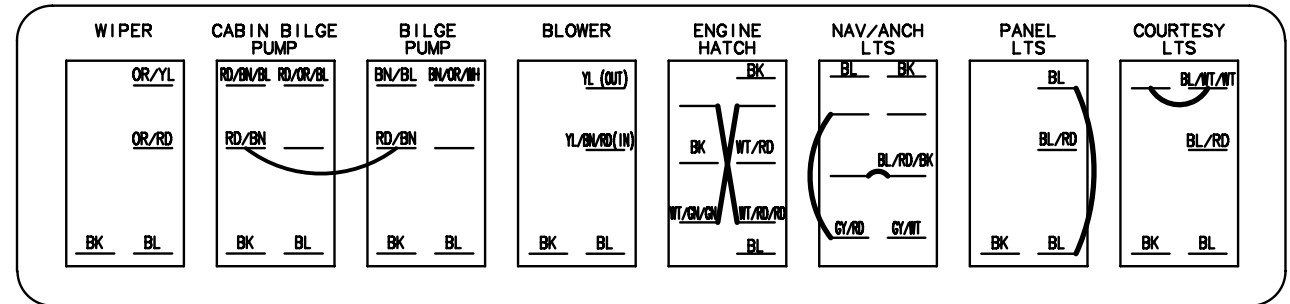
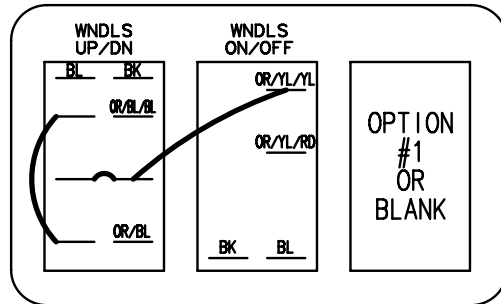
CONNECTOR



NOTE: ACCESS TO SERVICE MOTOR  
IN THE HEAD UNIT

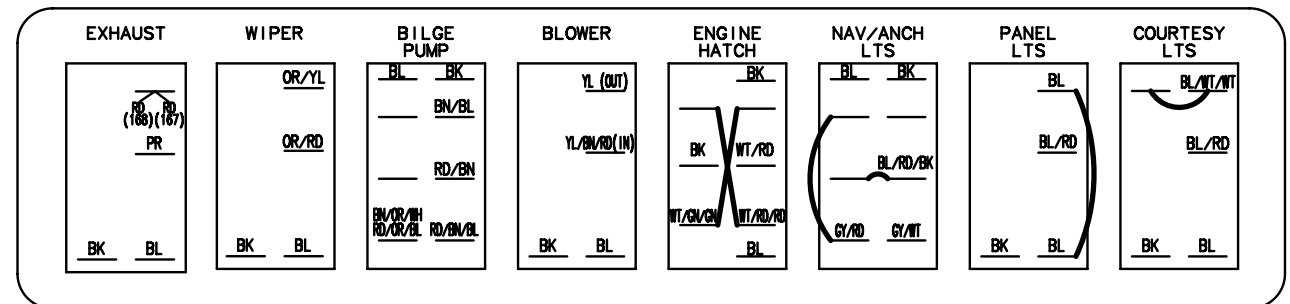
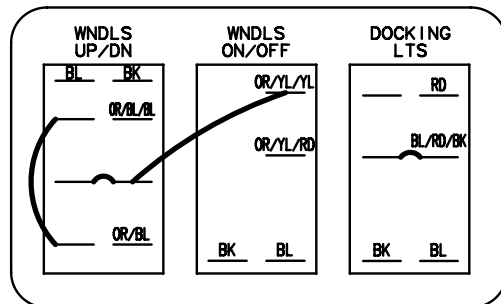
TITLE: WIPER		THUNDERBIRD PRODUCTS
		P.O. BOX 1003
MOD.: 290 SS	DR BY: KPP	DECATUR IN., 46733
NO.: 62	DATE: 3-11-16	(260) 724-9111

# (REAR VIEW)

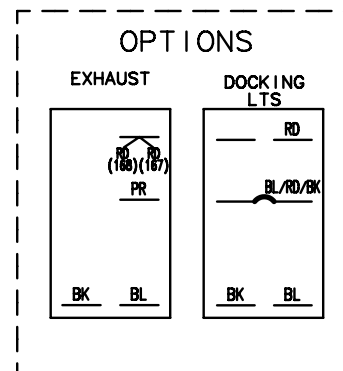


BLANKS ----->

WINDLASS OPTION  
(WITH/WITHOUT 1 ADDITIONAL OPTION)



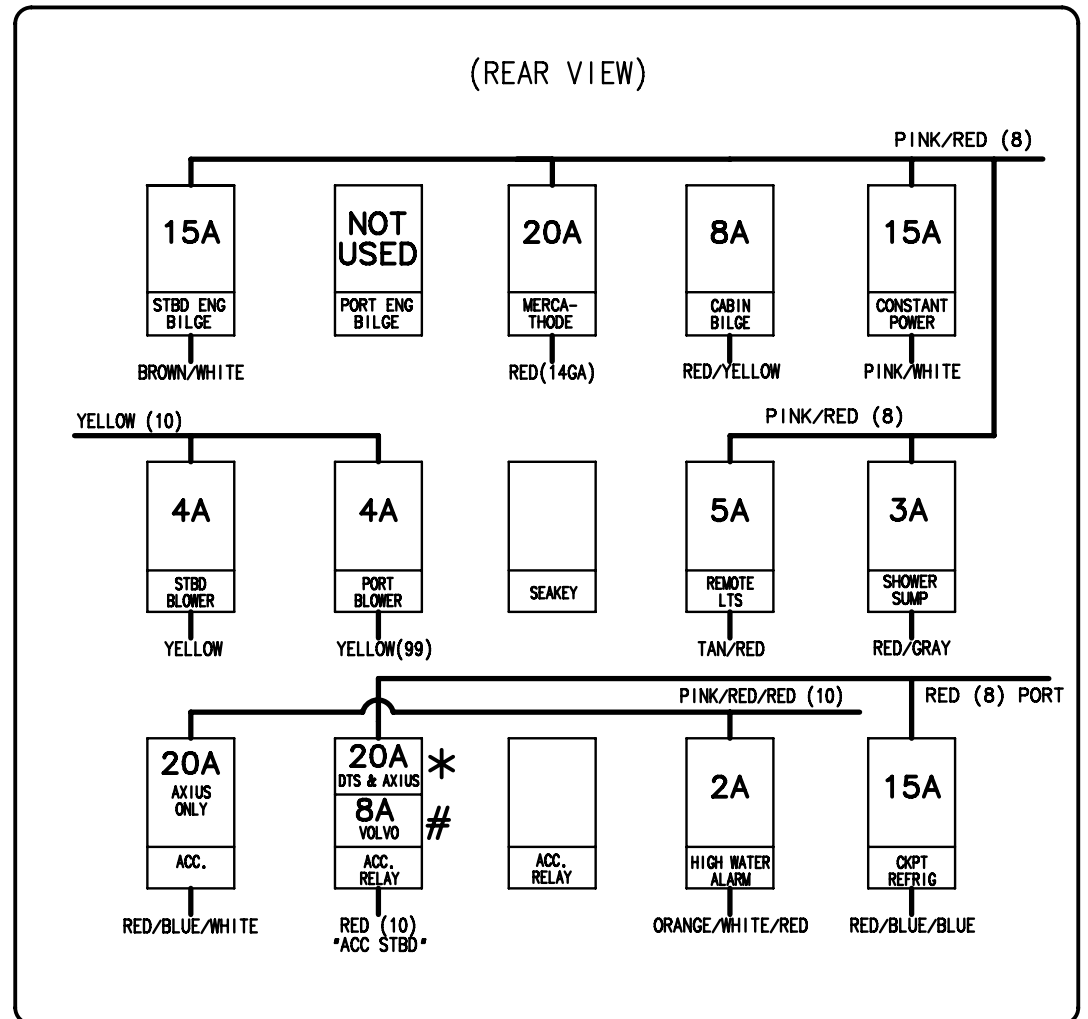
WINDLASS OPTION WITH DOCKING LTS, EXHAUST



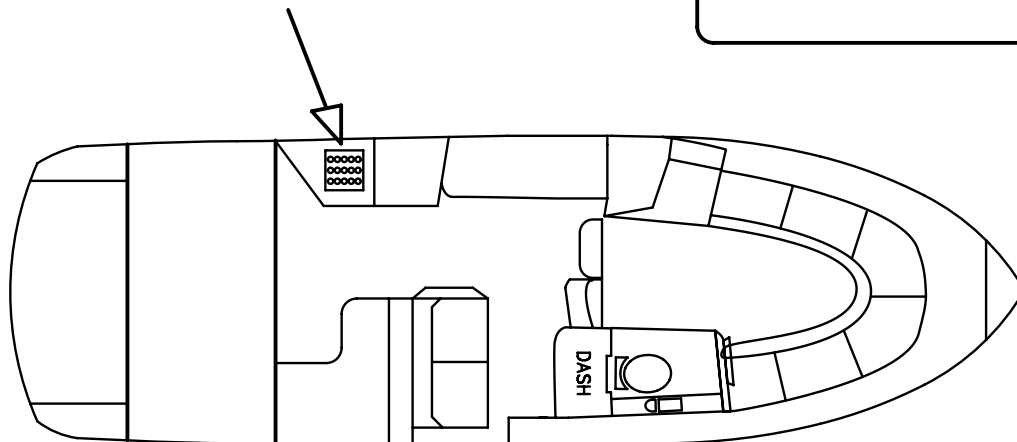
TITLE: ACCESSORY PANEL		THUNDERBIRD PRODUCTS
MOD.: 290 SS		P.O. BOX 1003
NO.: 63		DECATUR IN., 46733
DATE: 3-11-16		(260) 724-9111

\* STBD DTS CIRCUIT  
BREAKER IS USED WITH  
ALL GAS DTS ENGINES.

# USED ONLY WITH  
E-SERIES VOLVO EVC  
OR DIESEL ENGINES.



AFT BREAKER PANEL  
LOCATED UNDER WETBAR

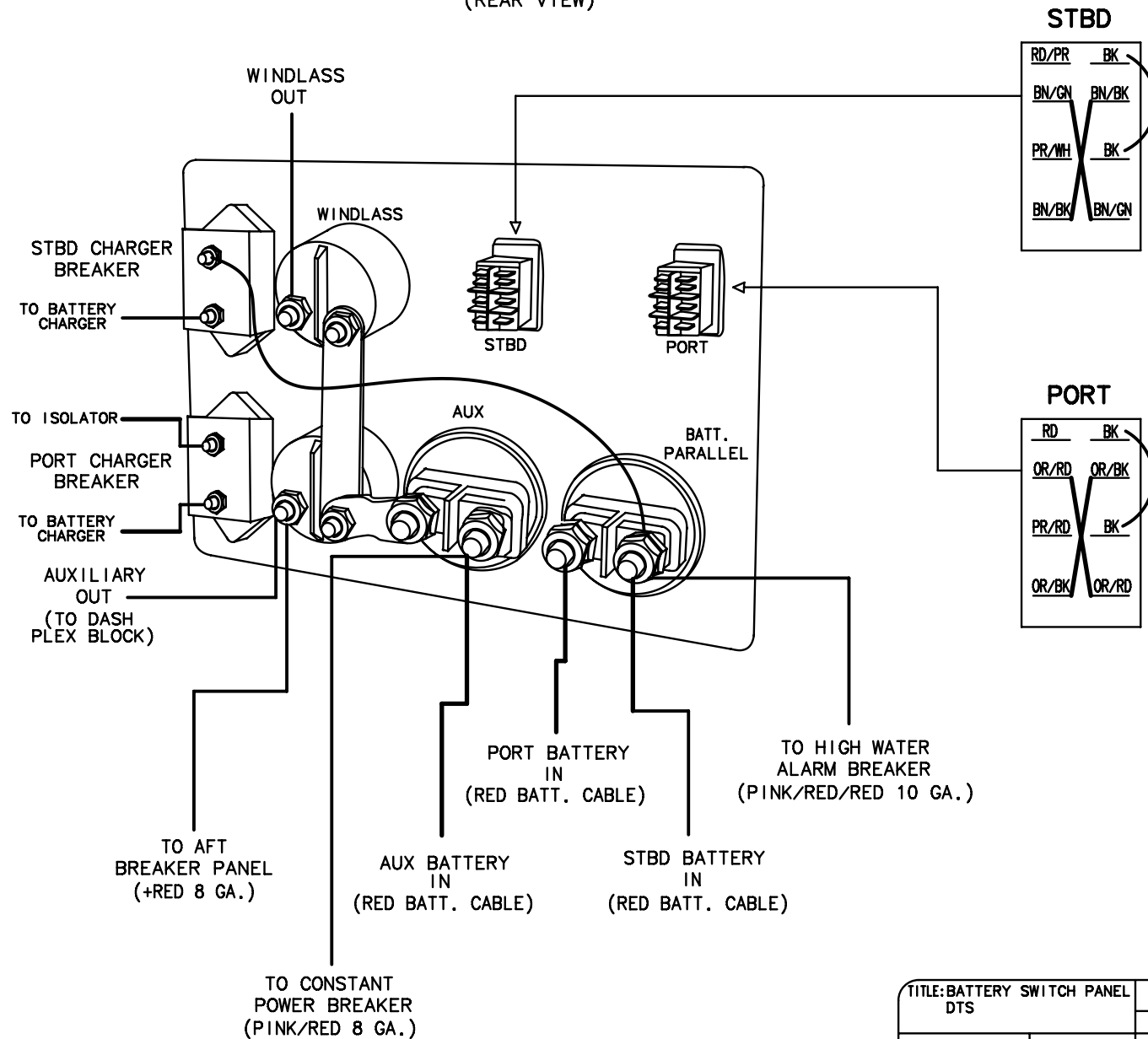


BREAKER SIZES ARE SUBJECT  
TO CHANGE WITHOUT NOTICE.

TITLE: AFT BREAKER PANEL		THUNDERBIRD PRODUCTS
		P.O. BOX 1003
MOD.: 290 SS	DR BY: KPP	DECATUR IN., 46733
NO.: 64	DATE: 3-11-16	(260) 724-9111

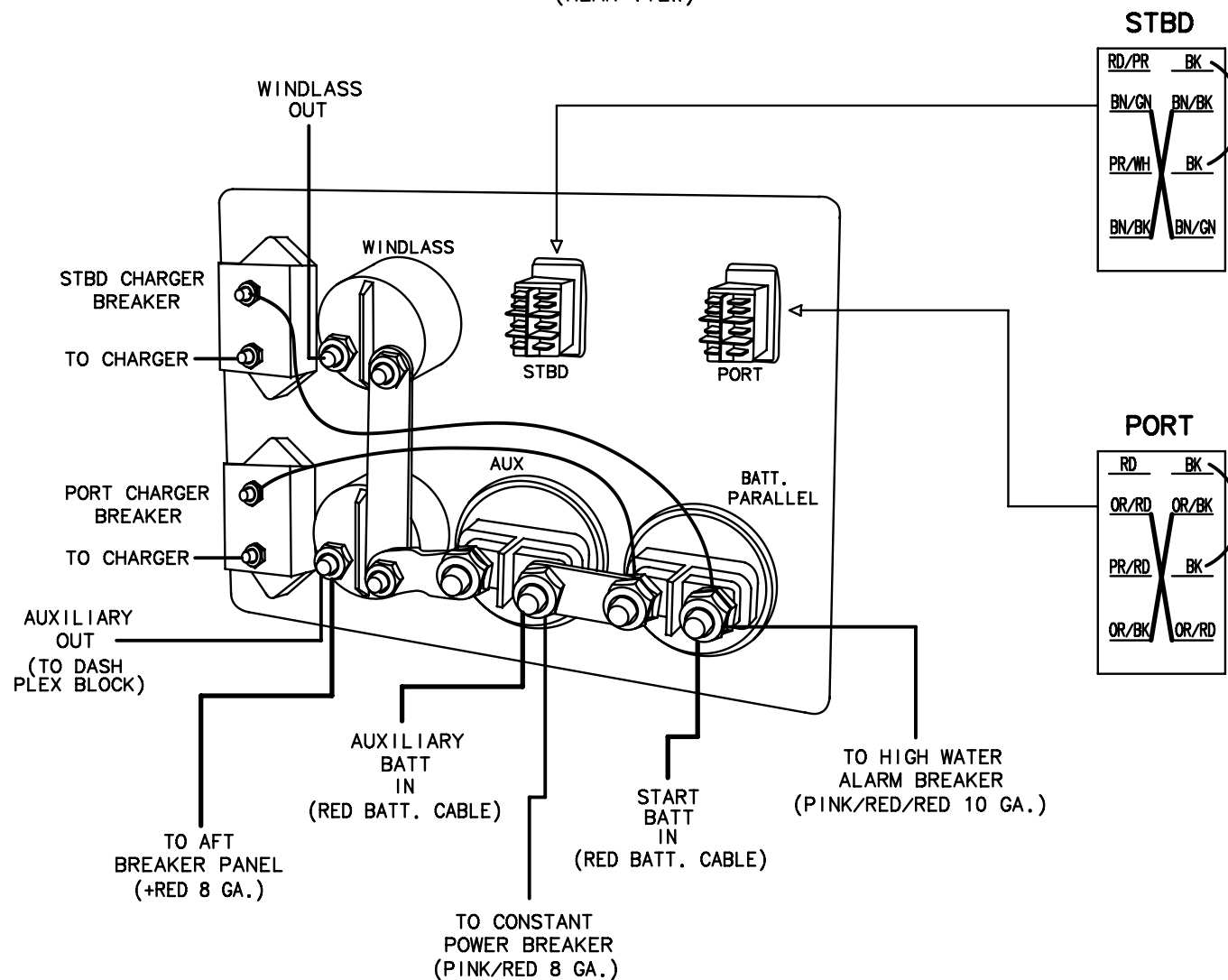


BATTERY PARALLEL  
SWITCH PANEL  
(LOCATED UNDER  
WETBAR)  
(REAR VIEW)



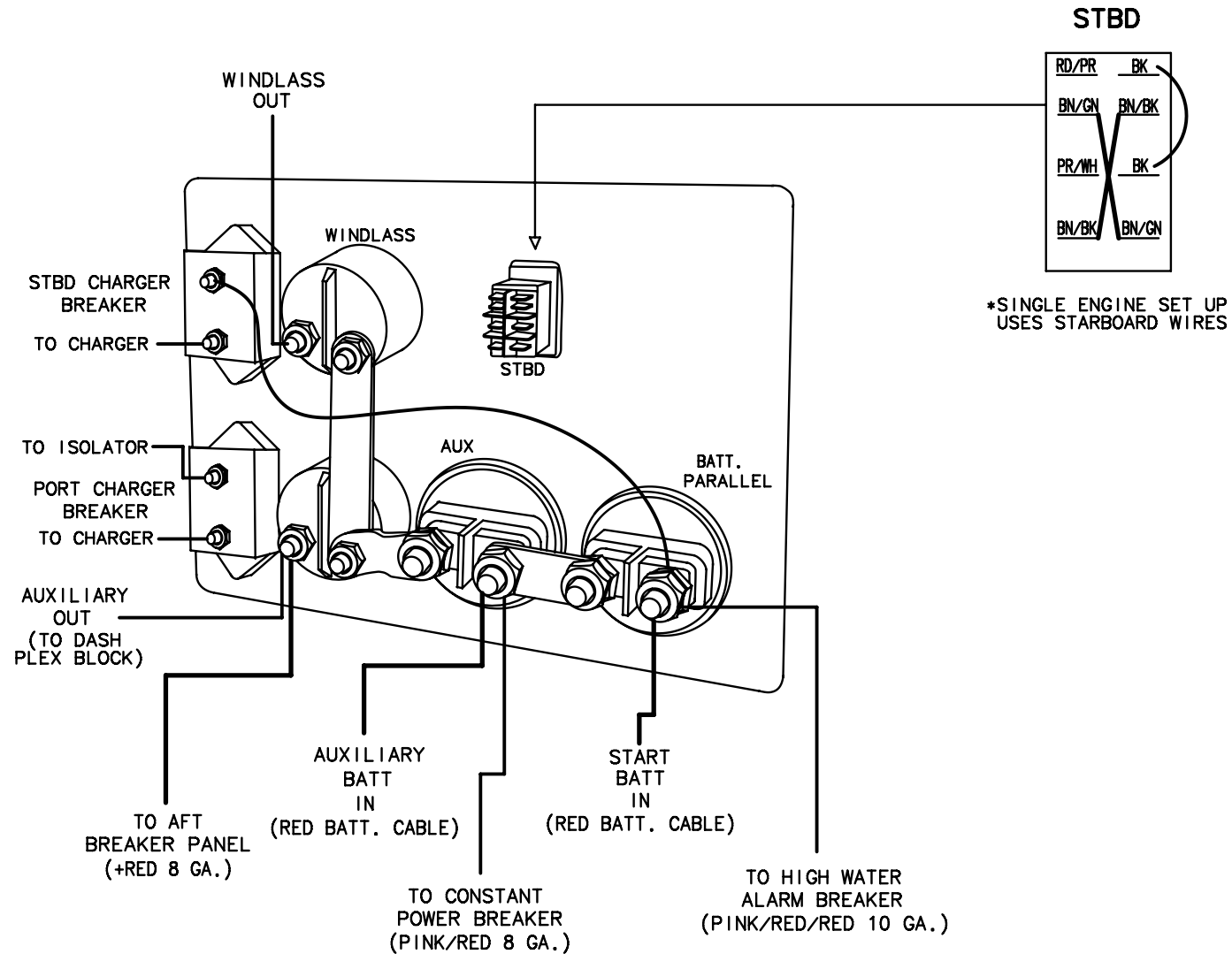
TITLE: BATTERY SWITCH PANEL DTS		THUNDERBIRD PRODUCTS
		P.O. BOX 1003
MOD.: 290 SS	DR BY: KPP	DECATUR IN., 46733
NO.: 65	DATE: 3-11-16	(260) 724-9111

BATTERY PARALLEL  
SWITCH PANEL  
(LOCATED UNDER  
WETBAR)  
(REAR VIEW)



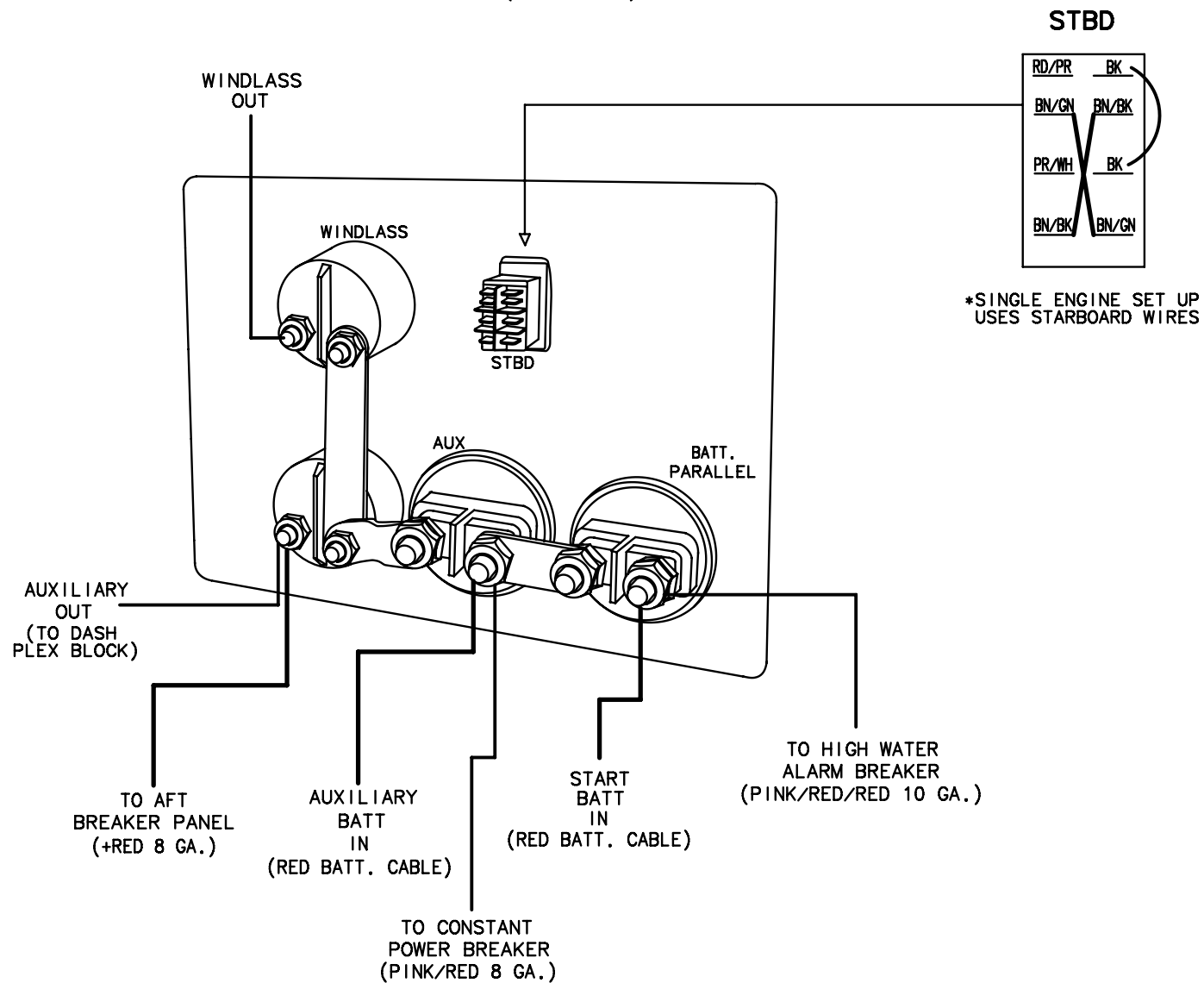
TITLE: BATTERY SWITCH PANEL STANDARD		THUNDERBIRD PRODUCTS
		P.O. BOX 1003
MOD.: 290 SS	DR BY: KPP	DECATUR IN., 46733
NO.: 66	DATE: 3-11-16	(260) 724-9111

BATTERY PARALLEL  
SWITCH PANEL  
(LOCATED UNDER  
WETBAR)  
(REAR VIEW)

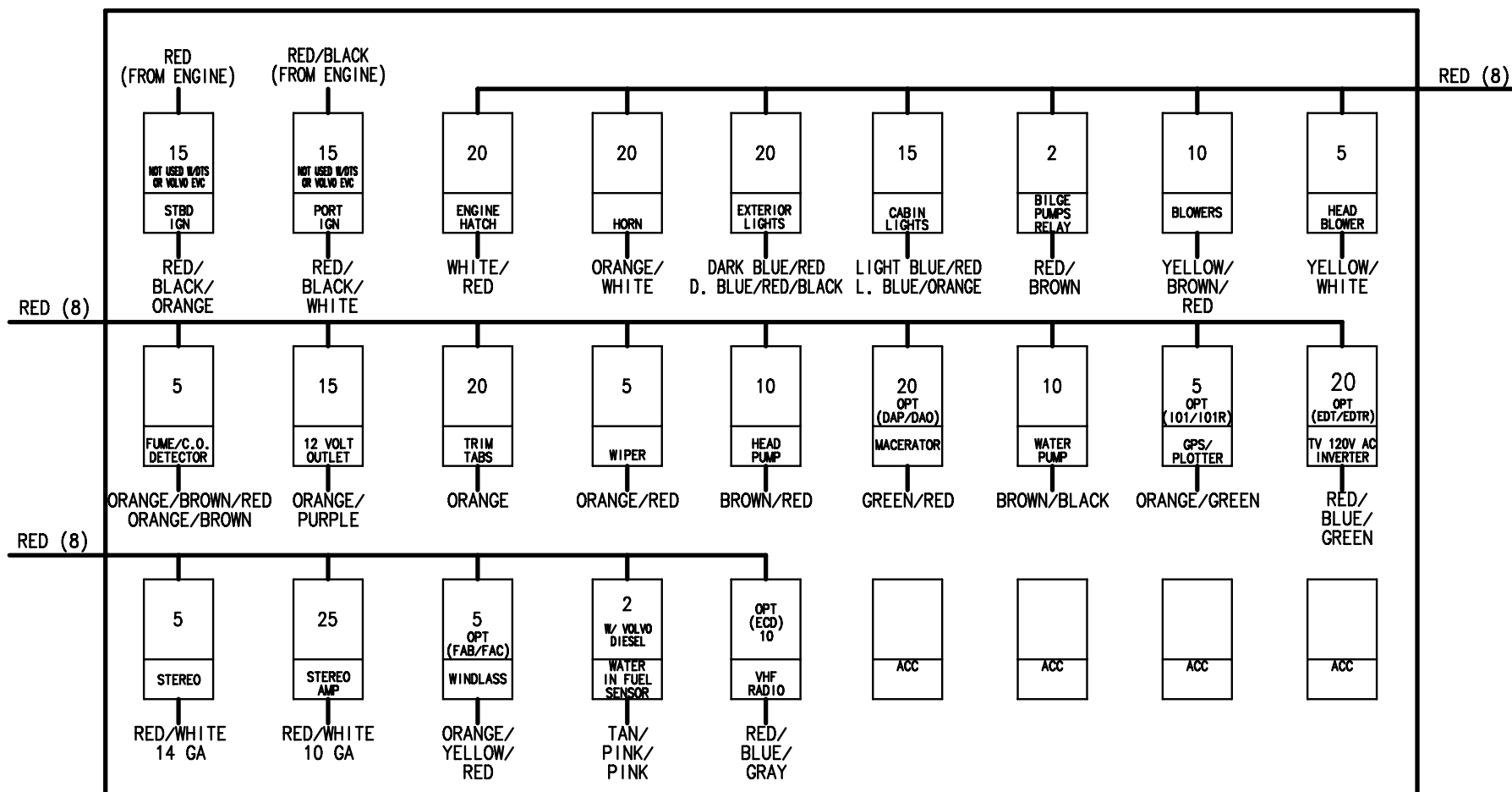


TITLE: BATTERY SWITCH PANEL DTS SINGLE ENGINE		THUNDERBIRD PRODUCTS	
		P.O. BOX 1003	
MOD.: 290 BR SGL	DR BY: KPP	DECATUR IN., 46733	
NO.: 67	DATE: 3-11-16	(260) 724-9111	

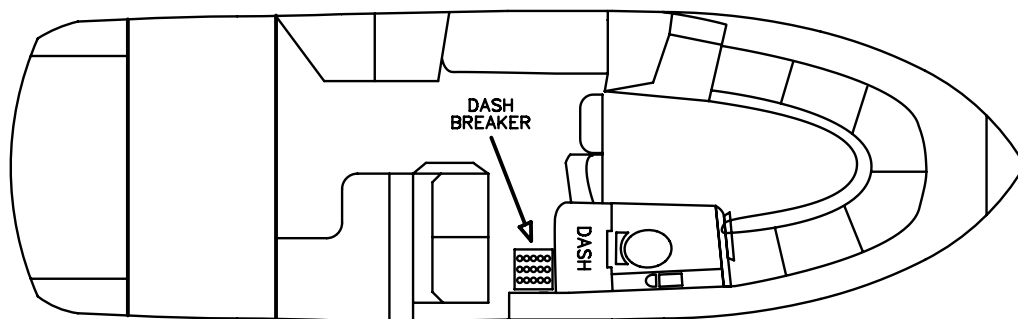
BATTERY PARALLEL  
SWITCH PANEL  
(LOCATED UNDER  
WETBAR)  
(REAR VIEW)



TITLE: BATTERY SWITCH PANEL STANDARD SINGLE ENGINE		THUNDERBIRD PRODUCTS	
		P.O. BOX 1003	
MOD.:290 BR SGL	DR BY: KPP	DECATUR IN., 46733	
NO.: 68	DATE: 3-11-16	(260) 724-9111	



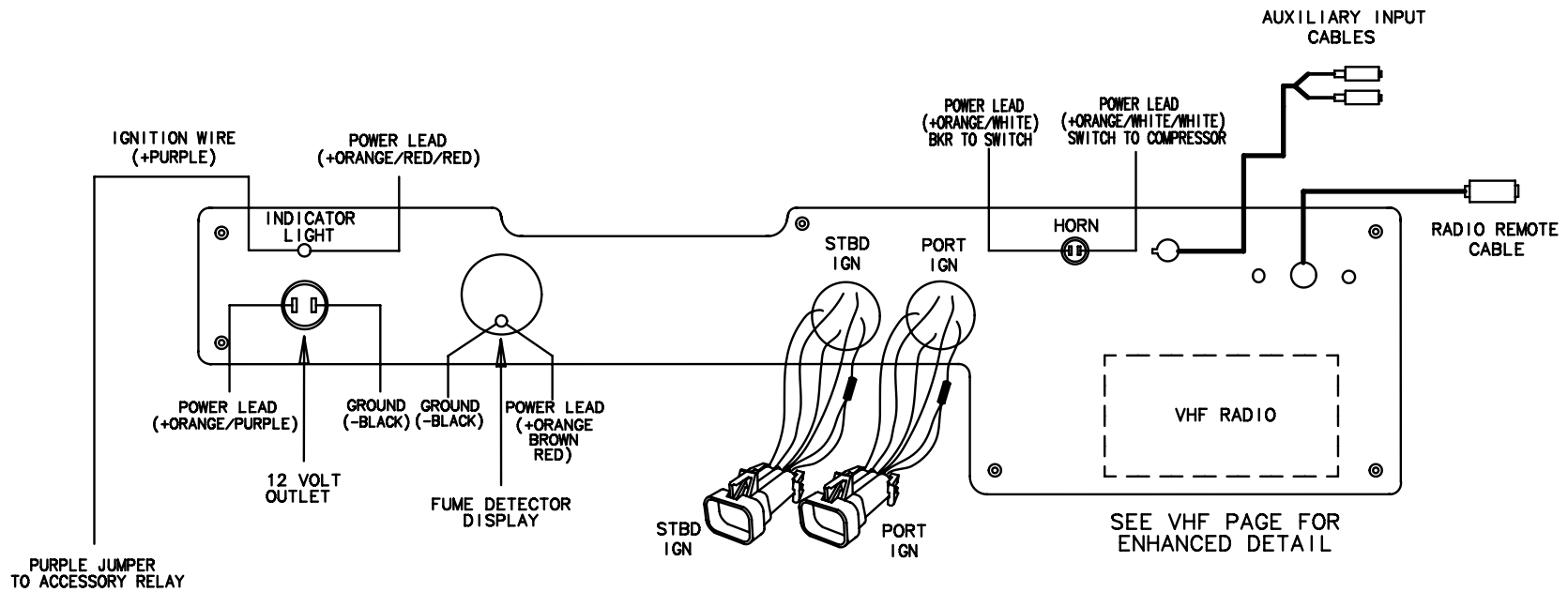
(REAR VIEW)



BREAKER SIZES ARE SUBJECT TO CHANGE WITHOUT NOTICE.

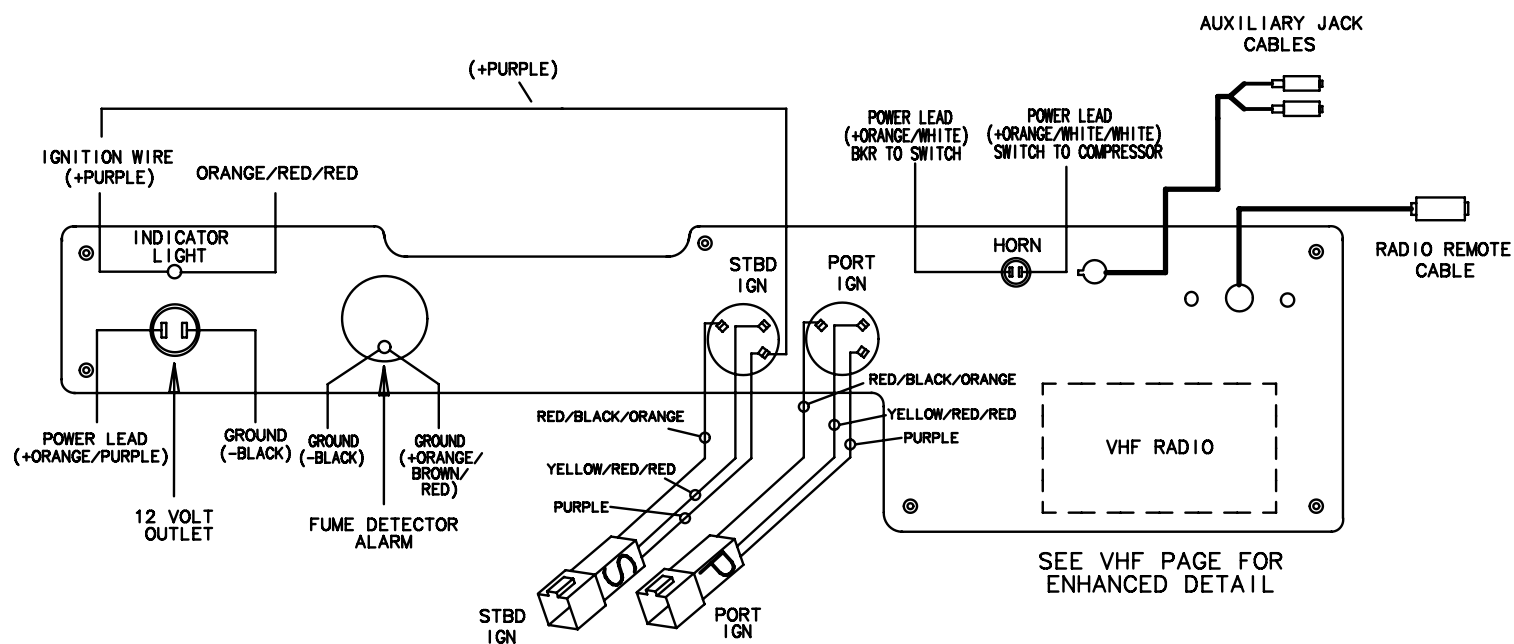
TITLE: DASH BREAKER PANEL		THUNDERBIRD PRODUCTS
		P.O. BOX 1003
MOD.: 290 SS	DR BY: KPP	DECATUR IN., 46733
NO.: 69	DATE: 3-11-16	(260) 724-9111

# GAS IGNITION PANEL (REAR VIEW)



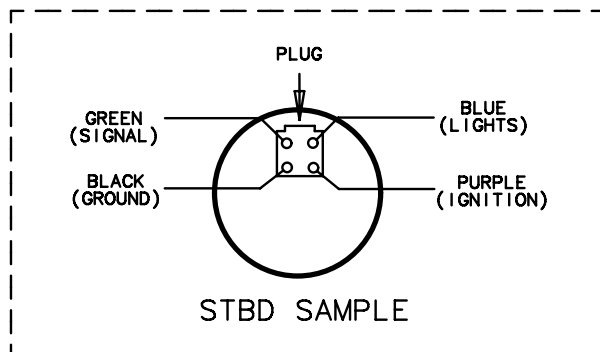
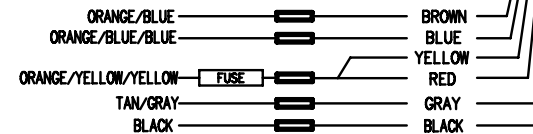
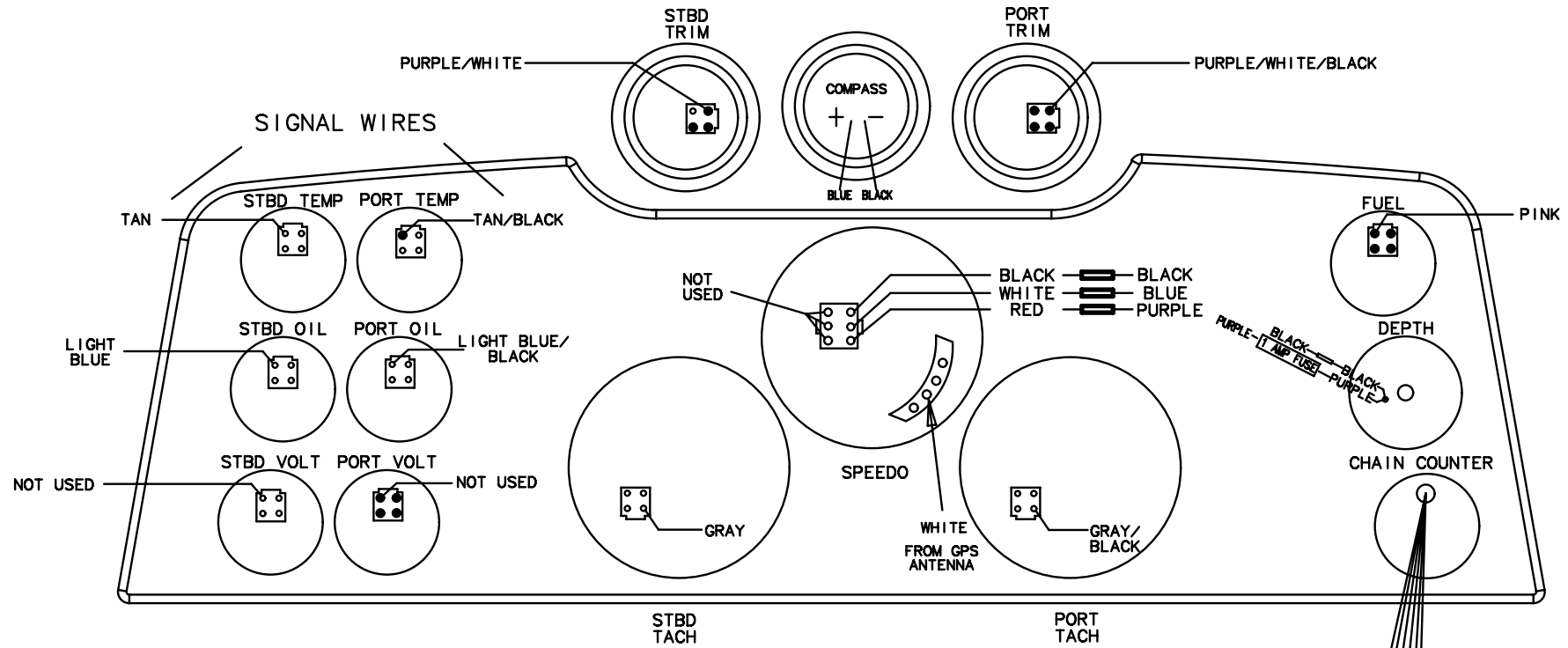
TITLE: IGNITION PANEL DTS		THUNDERBIRD PRODUCTS
		P.O. BOX 1003
MOD.: 290 SS	DR BY: KPP	DECATUR IN., 46733
NO.: 70	DATE: 3-11-16	(260) 724-9111

# GAS IGNITION PANEL (REAR VIEW)



TITLE: IGNITION PANEL STANDARD		THUNDERBIRD PRODUCTS
		P.O. BOX 1003
MOD.: 290 SS	DR BY: KPP	DECATUR IN., 46733
NO.: 71	DATE: 3-11-16	(260) 724-9111

# MAIN DASH PANEL (REAR VIEW)



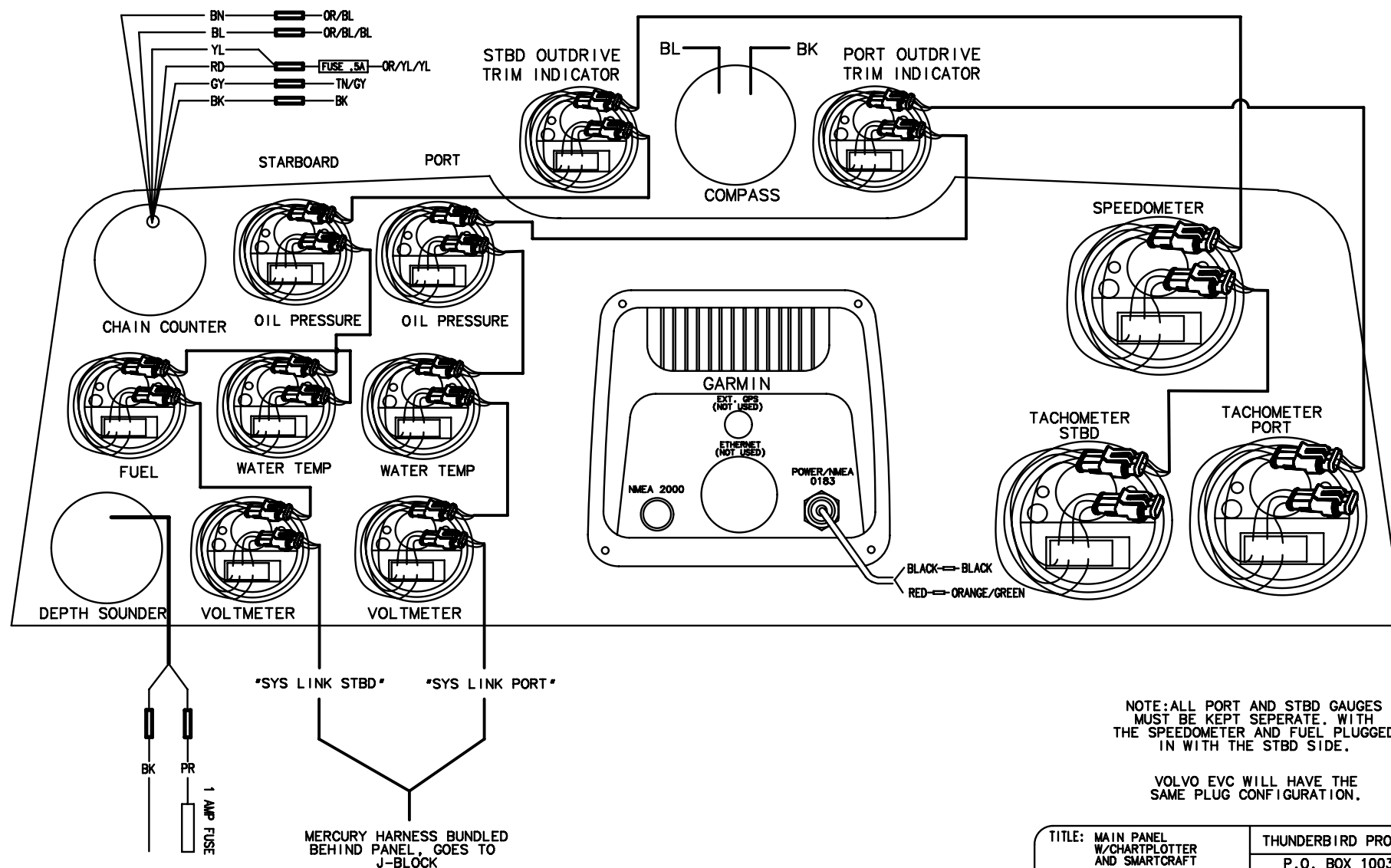
NOTE: FUEL AND SPEEDO WILL USE STBD IGNITION WIRE (PURPLE).  
ALL PORT INSTRUMENTS WILL USE PORT IGNITION WIRE (PURPLE/BLACK).

TITLE: DASH INSTRUMENTS (PERFORMANCE GAUGES)		THUNDERBIRD PRODUCTS
MOD.: 290 SS		P.O. BOX 1003
NO.: 72		DECATUR IN., 46733
DATE: 3-11-16		(260) 724-9111



CODE	COLOR	STRIPE	STRIPE
BL	BLUE		
RD	RED		
BN	BROWN		
YL	YELLOW		
BL	BLUE		
GY	GRAY		
BK	BLACK		
PR	PURPLE		
TN/GY	TAN	GRAY	
OR/BL	ORANGE	BLUE	
OR/BL/BL	ORANGE	BLUE	BLUE
OR/YL/YL	ORANGE	YELLOW	YELLOW

## MAIN DASH PANEL (REAR VIEW)

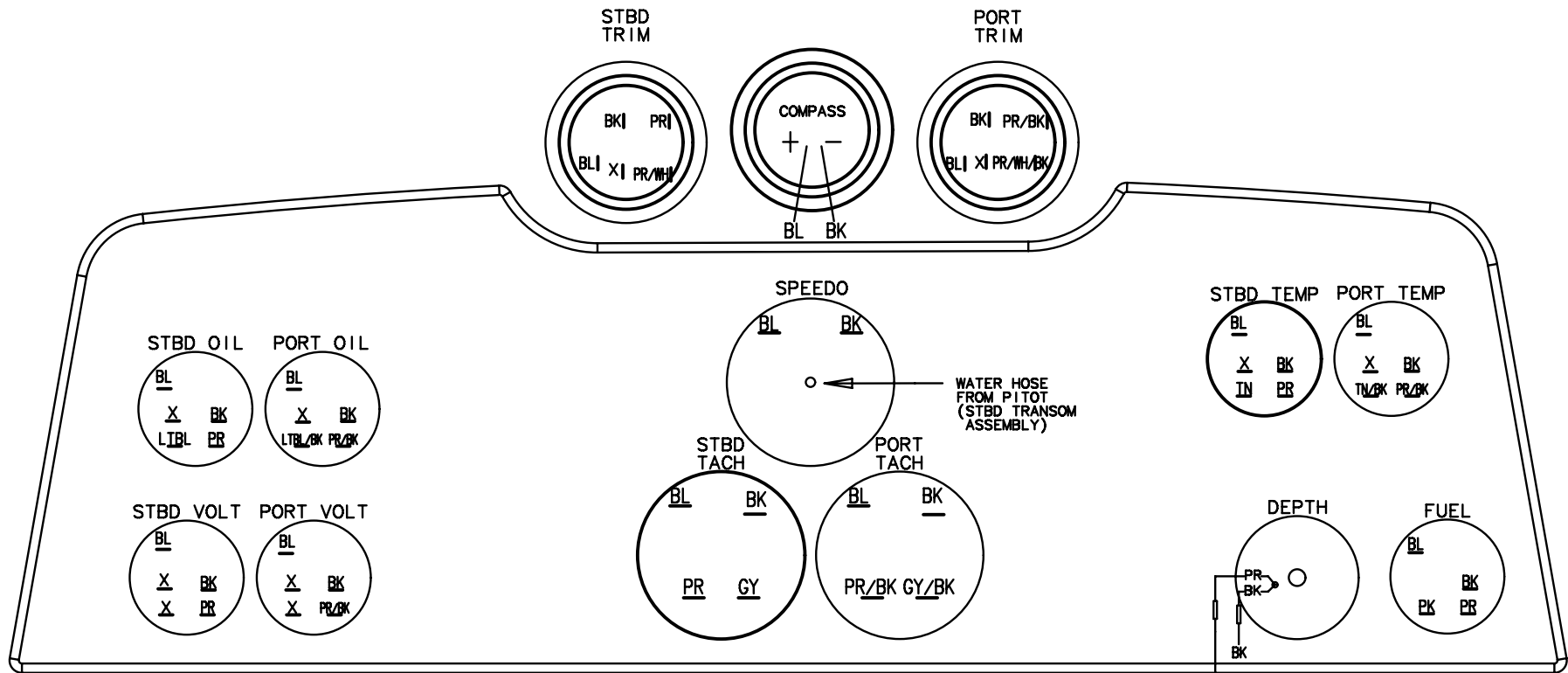


NOTE: ALL PORT AND STBD GAUGES MUST BE KEPT SEPERATE. WITH THE SPEEDOMETER AND FUEL PLUGGED IN WITH THE STBD SIDE.

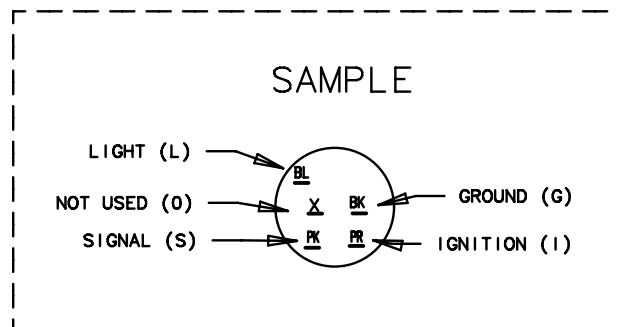
VOLVO EVC WILL HAVE THE SAME PLUG CONFIGURATION.

TITLE: MAIN PANEL W/CHARTPLOTTER AND SMARTCRAFT		THUNDERBIRD PRODUCTS
		P.O. BOX 1003
MOD.: 290 SS	DR BY: KPP	DECATUR IN., 46733
NO.: 73	DATE: 3-11-16	(260) 724-9111

# MAIN DASH PANEL (REAR VIEW)



PR 1 AMP FUSE

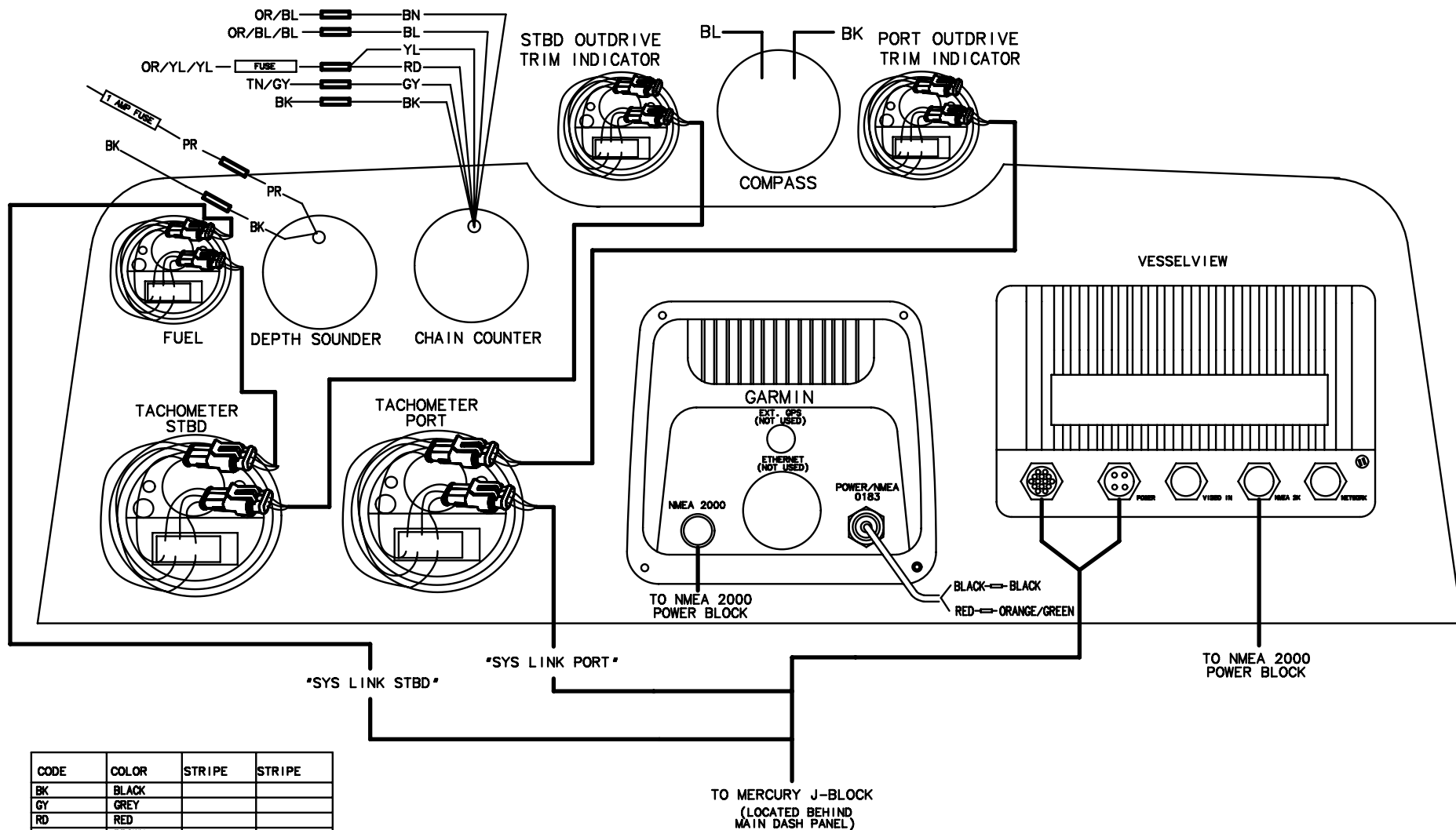


CODE	COLOR	STRIPE	STRIPE
BK	BLACK		
GY	GREY		
BL	BLUE		
BN	BROWN		
PR	PURPLE		
LTBL	LIGHT BLUE		
TN	TAN		
PK	PINK		
GY	GRAY		
LTBL/BK	LIGHT BLUE	BLACK	
PK/BK	PINK	BLACK	
PR/WH	PURPLE	WHITE	
PR/WH/BK	PURPLE	WHITE	BLACK
TN/BK	TAN	BLACK	
GY/BK	GRAY	BLACK	

TITLE: DASH INSTRUMENTS (MAIN PANEL) STANDARD		THUNDERBIRD PRODUCTS
MOD.: 290 SS		P.O. BOX 1003
DR BY: KPP		DECATUR IN., 46733
NO.: 74		DATE: 3-11-16 (260) 724-9111

# MAIN DASH PANEL (REAR VIEW)

NOTE: ALL PORT AND STBD GAUGES  
MUST BE KEPT SEPERATE. WITH  
FUEL ON STBD.



CODE	COLOR	STRIPE	STRIPE
BK	BLACK		
GY	GREY		
RD	RED		
BN	BROWN		
YL	YELLOW		
BL	BLUE		
PR	PURPLE		
TN/GY	TAN	GRAY	
OR/BL	ORANGE	BLUE	
OR/BL/BL	ORANGE	BLUE	BLUE
OR/YL/YL	ORANGE	YELLOW	YELLOW

TITLE: MAIN PANEL W/CHARTPLOTTER AND VESSELVIEW		THUNDERBIRD PRODUCTS
MOD.: 290 SS		P.O. BOX 1003
DR BY: KPP		DECATUR IN., 46733
NO.: 75		DATE: 3-11-16 (260) 724-9111

# LEGEND

CONNECTOR



DIODE



## TRIM PANEL (REAR VIEW)

PLUG FROM EIC RELAY MODULE  
(LOCATED IN ENGINE AREA)



TRIM  
TABS

PR

OR

PR

ZETTLER SEALED  
12 VOLT DC RELAY  
AZ973-1C-12DC4

CODE	COLOR	STRIPE	STRIPE
BK	BLACK		
OR	ORANGE		
BL	BLUE		
LTBL	LIGHT BLUE		
BL/GN	BLUE	GREEN	
BL/GN/GN	BLUE	GREEN	GREEN
PR	PURPLE		
PR/WT	PURPLE	WHITE	
PR/WT/WT	PURPLE	WHITE	WHITE
RD	RED		
RD/PR	RED	PURPLE	
RD/PR/PR	RED	PURPLE	PURPLE
GN	GREEN		
GN/WH	GREEN	WHITE	
GN/WH/WH	GREEN	WHITE	WHITE

PR/WH

TRAILER

DRIVES

BK

GN

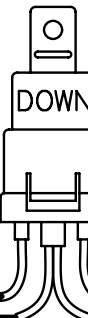
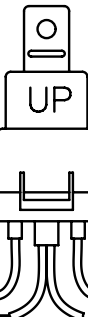
GN

RD

BL

BL

BL



BL

RELAYS LOCATED 6 INCHES UNDER  
CUPHOLDER. ACCESS BY REMOVING  
THE SHIFTER.

TITLE: TRIM PANEL  
STANDARD

THUNDERBIRD PRODUCTS

P.O. BOX 1003

MOD.: 290 SS

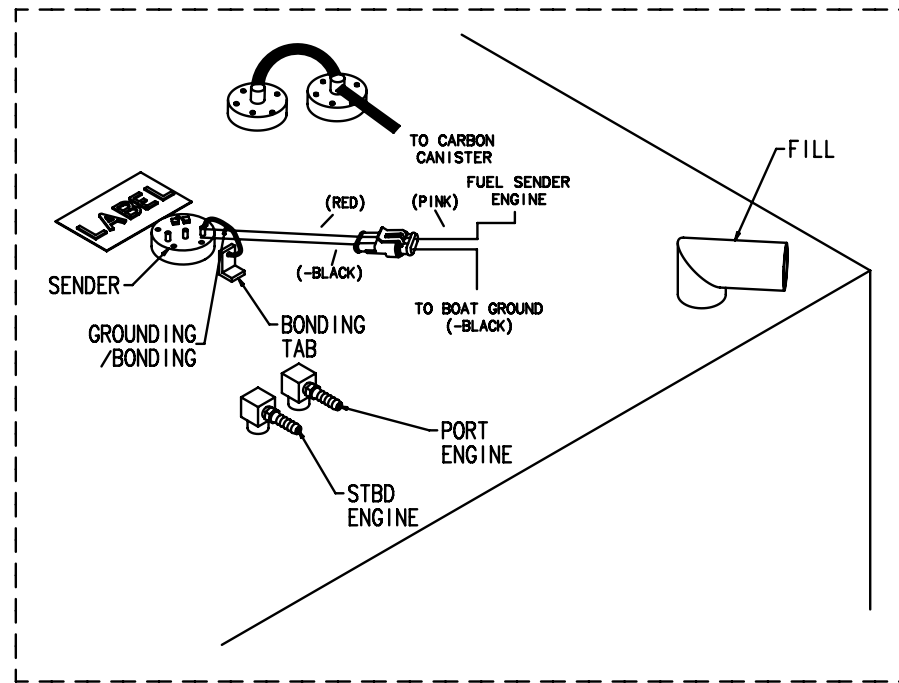
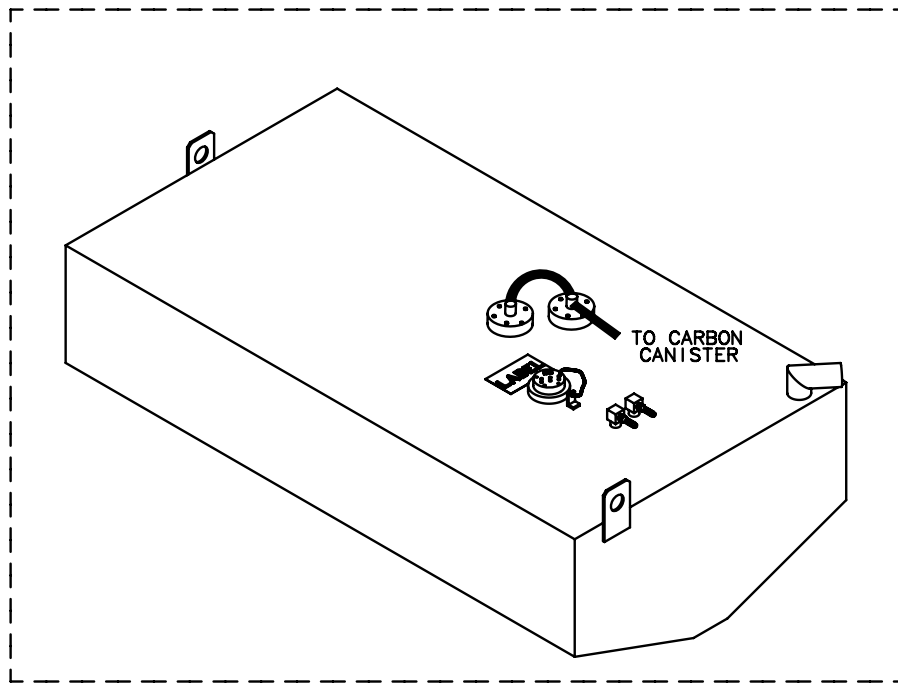
DR BY: KPP

DECATUR IN., 46733

NO.: 76

DATE: 3-11-16

(260) 724-9111



PORT  
ENGINE

STBD  
ENGINE

FUEL TANK

TITLE: FUEL SYSTEM		THUNDERBIRD PRODUCTS
		P.O. BOX 1003
MOD.: 290 SS	DR BY: KPP	DECATUR IN., 46733
NO.: 77	DATE: 3-11-16	(260) 724-9111

# LEGEND

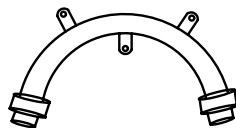
MOTOR/PUMP



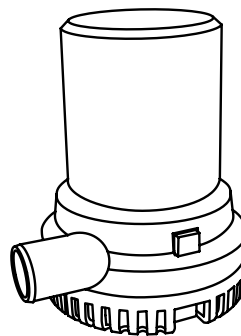
BILGE HOSE 1 1/8"



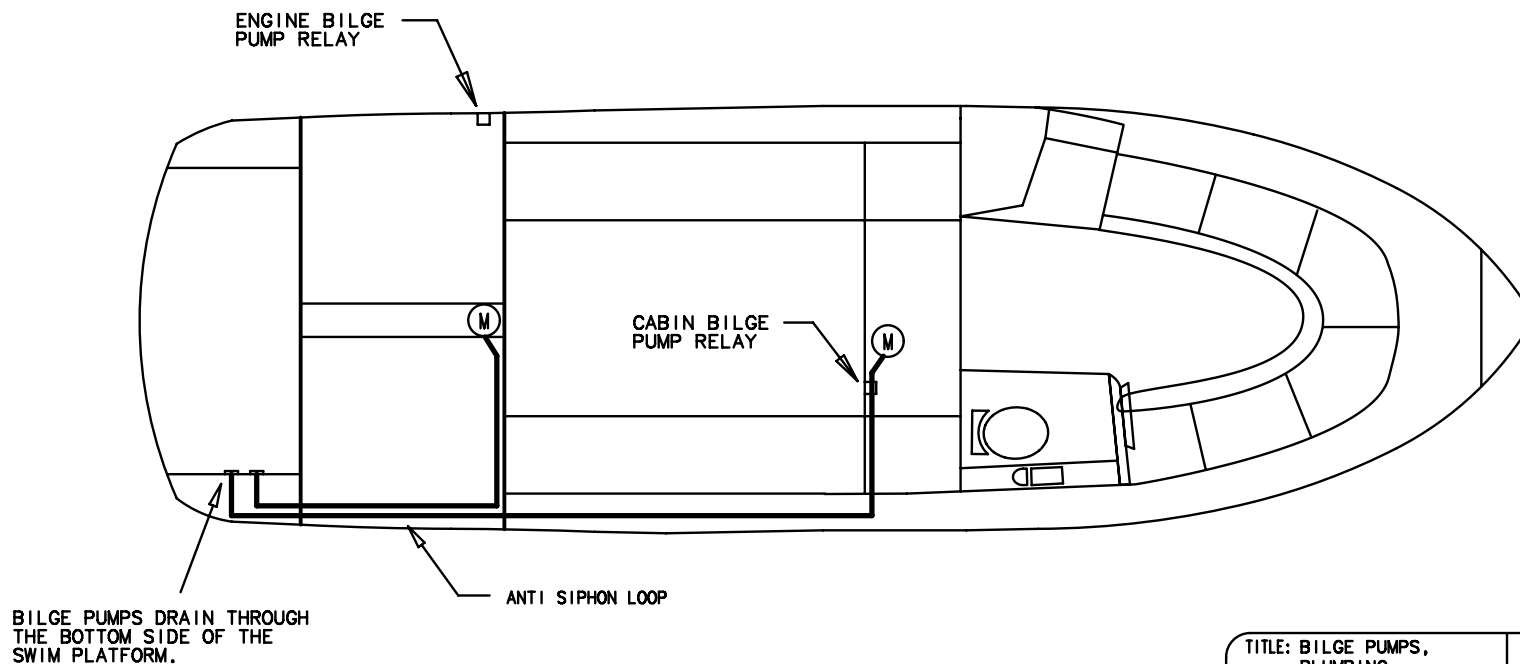
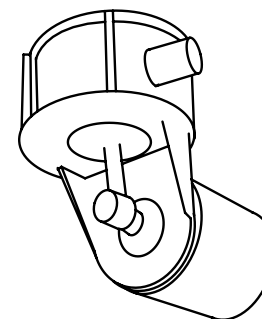
ANTI  
SIPHON  
LOOP



ENGINE BILGE PUMP  
(ENGINE BILGE)



CABIN BILGE PUMP  
(AFT CABIN STORAGE)



TITLE: BILGE PUMPS,  
PLUMBING

THUNDERBIRD PRODUCTS

P.O. BOX 1003

MOD.: 290 SS

DR BY: KPP

DECATUR IN., 46733

NO.: 78

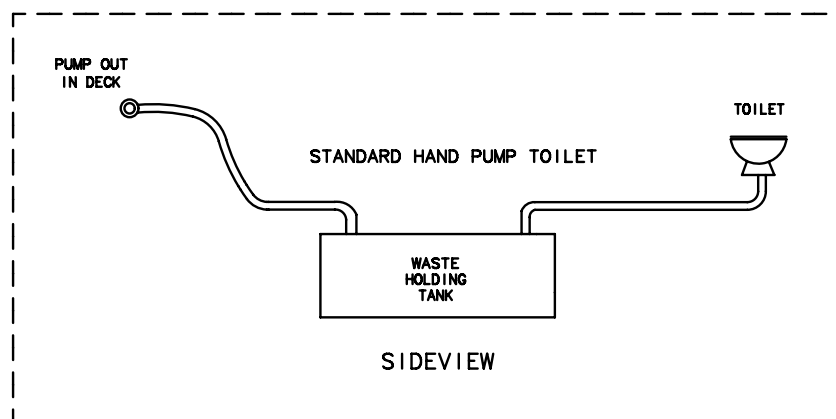
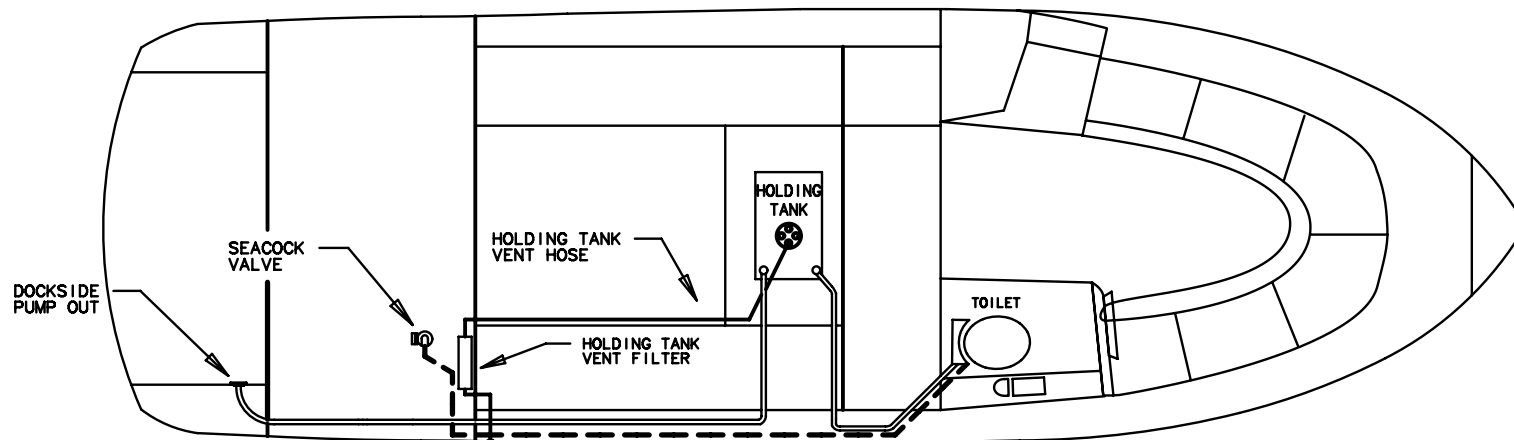
DATE: 3-11-16

(260) 724-9111

# LEGEND

1 1/4 INCH  
SANITATION HOSE

RAW WATER IN



TITLE: HAND PUMP TOILET  
PLUMBING

THUNDERBIRD PRODUCTS

P.O. BOX 1003

MOD.: 290 SS

DR BY: KPP

DECATUR IN., 46733

NO.: 79

DATE: 3-11-16

(260) 724-9111

# LEGEND

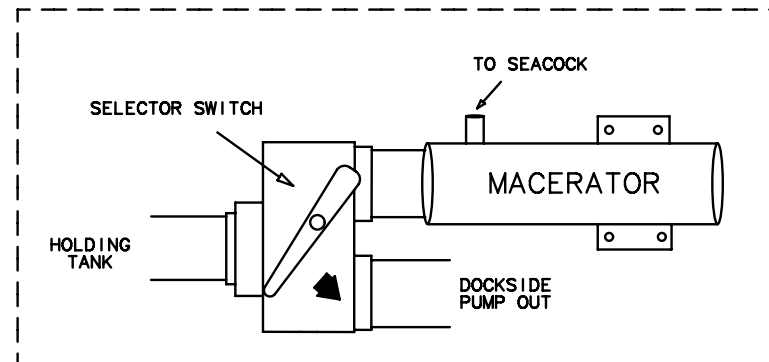
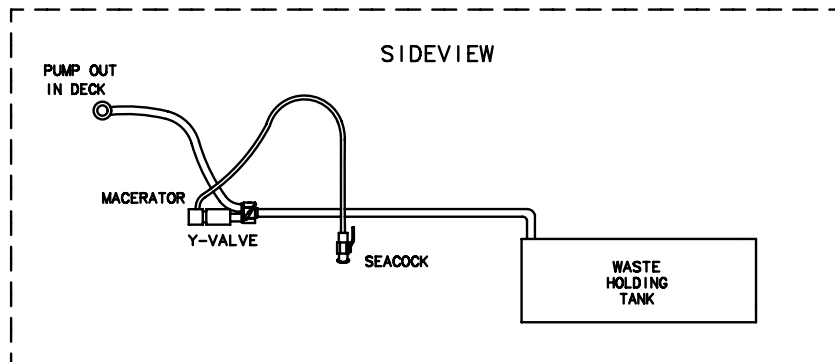
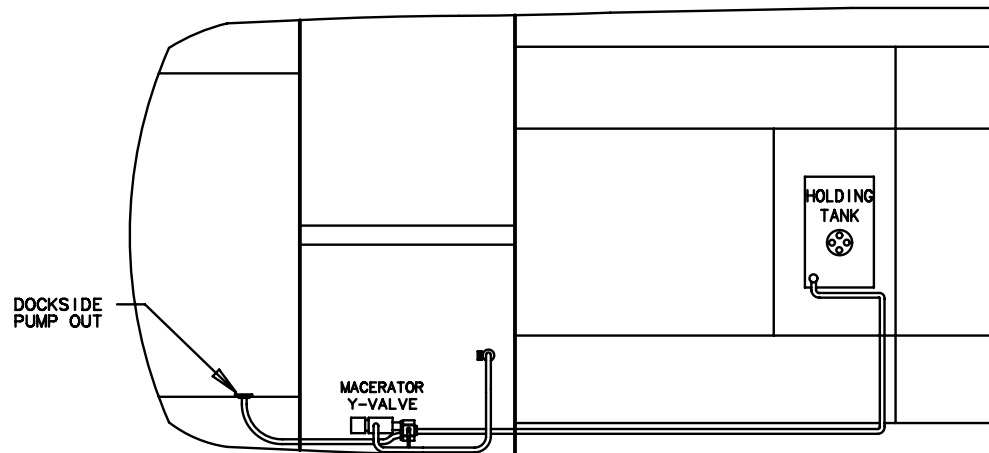
1 1/4 INCH  
SANITATION HOSE

## TO OPERATE:

1. TURN ON AUXILIARY POWER LOCATED UNDER THE WETBAR.
2. MAKE SURE THE 'MACERATOR' BREAKER IS PUSHED IN.
3. OPEN MACERATOR SEACOCK LOCATED IN ENGINE AREA.
4. LOCATE THE 'Y VALVE' ON THE STBD ENGINE WALL. FLIP THE HANDLE SO THE ARROW POINTING AT THE PUMP IS VISIBLE.
5. GO TO THE HEAD UNIT AND TURN THE KEY ALL THE WAY CLOCKWISE AND RELEASE TO ACTIVATE PUMP. PUMP WILL SHUT OFF AUTOMATICALLY.
6. FLIP THE HANDLE ON THE 'Y-VALVE' BACK TO ORIGINAL POSITION.
7. CLOSE SEACOCK.

## NOTE:

U.S. COAST GUARD REGULATION PROHIBITS THE DISCHARGE OF UNTREATED WASTE WITHIN 3 MILES OF SHORE.



TITLE: MACERATOR (PLUMBING)		THUNDERBIRD PRODUCTS
		P.O. BOX 1003
MOD.: 290 SS	DR BY: KPP	DECATUR IN., 46733
NO.: 80	DATE: 3-11-16	(260) 724-9111

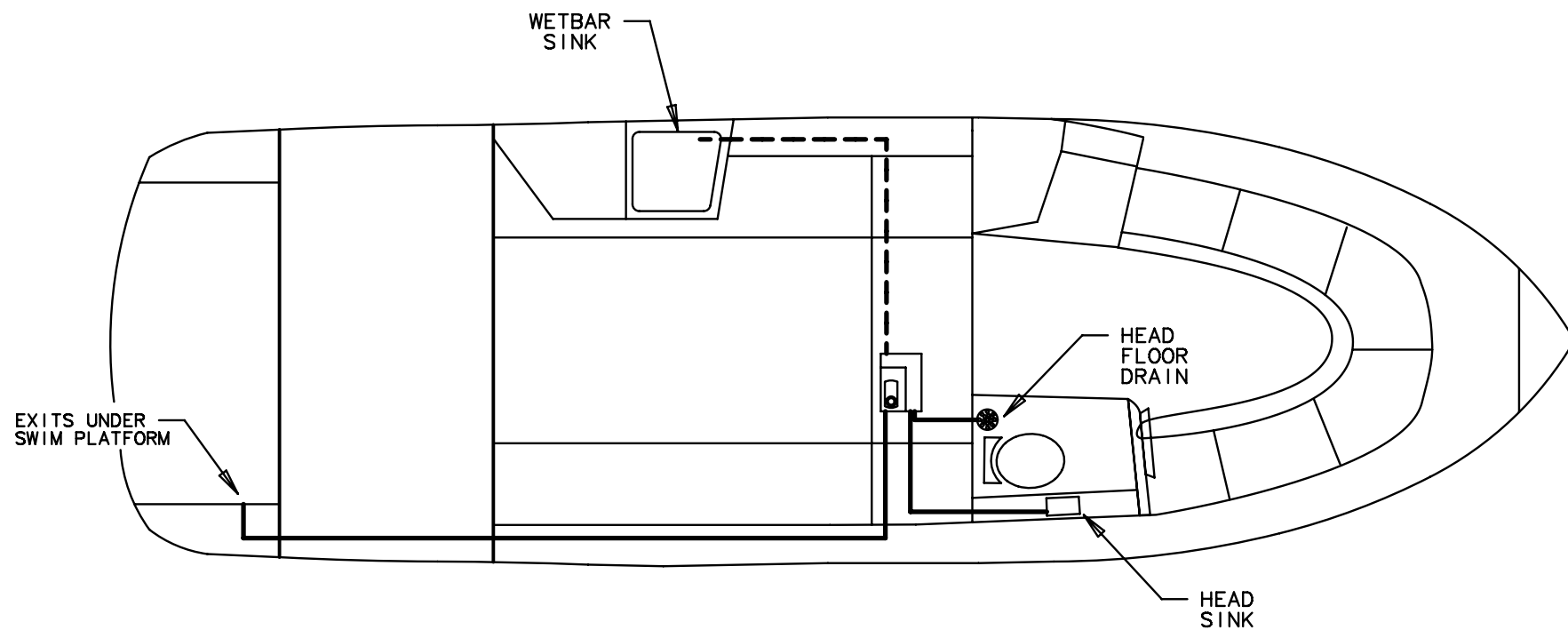


# LEGEND

SHOWER SUMP



GRAY WATER  
HOSE (OPTIONAL) - - -



TITLE: SHOWER SUMP  
PLUMBING

THUNDERBIRD PRODUCTS

P.O. BOX 1003

MOD.: 290 SS

DR BY: KPP

DECATUR IN., 46733

NO.: 81

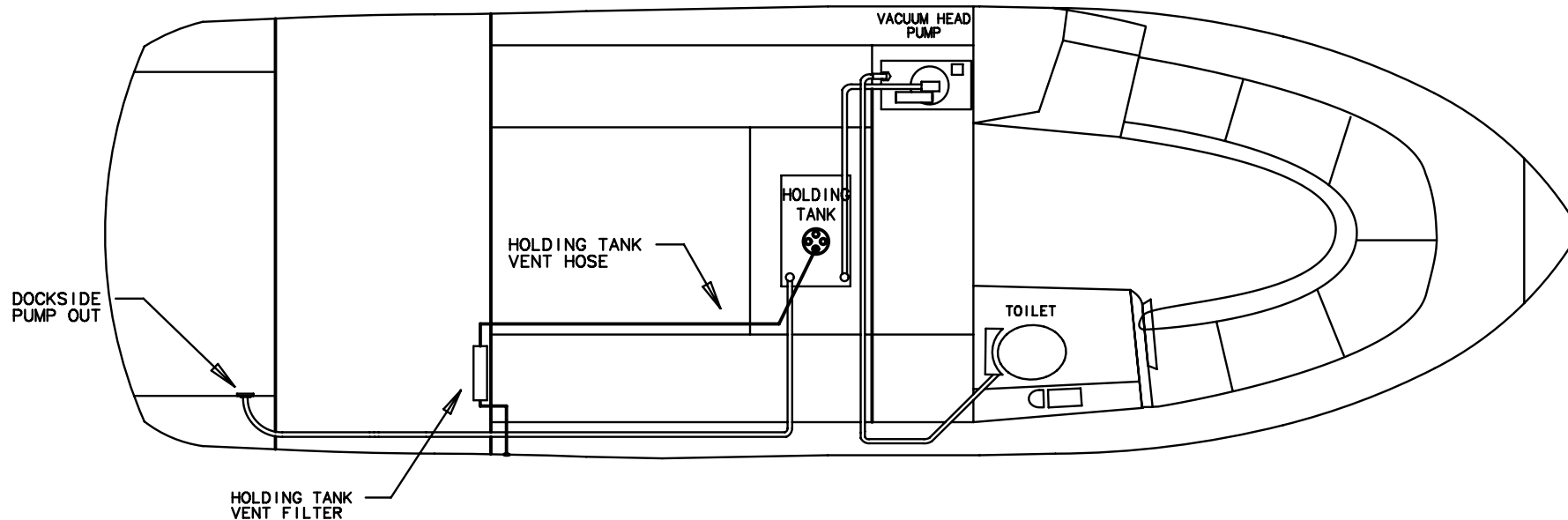
DATE: 3-11-16

(260) 724-9111

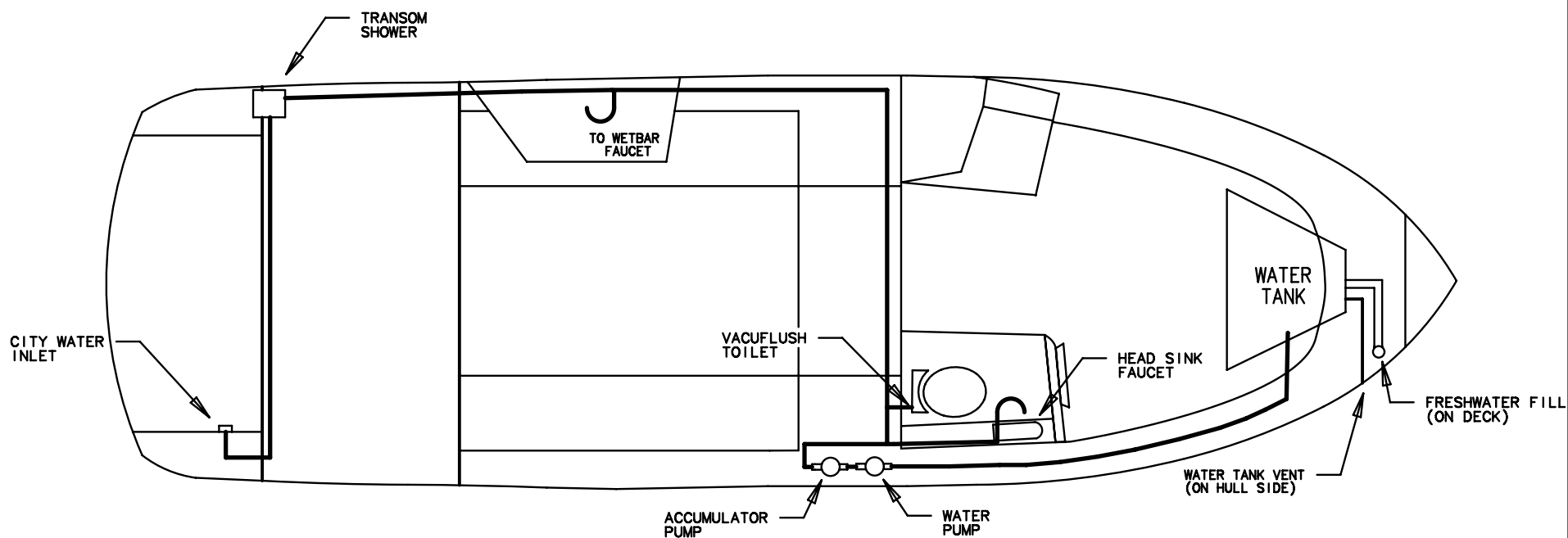
# LEGEND

1 1/4 INCH  
SANITATION HOSE

FLOAT SWITCH



TITLE: WASTE SYSTEM (VACUFLUSH PLUMBING)		THUNDERBIRD PRODUCTS
		P.O. BOX 1003
MOD.: 290 SS	DR BY: KPP	DECATUR IN., 46733
NO.: 82	DATE: 3-11-16	(260) 724-9111



NOTE: ACCESS TO WATER TANK  
UNDER BOARD IN V-BERTH

TITLE: WATER SYSTEM PLUMBING		THUNDERBIRD PRODUCTS
		P.O. BOX 1003
MOD.: 290 SS	DR BY: KPP	DECATUR IN., 46733
NO.: 83	DATE: 3-11-16	(260) 724-9111