

TO RESPECTIVE APPLIANCES THRU AC HARNESS #30-6108

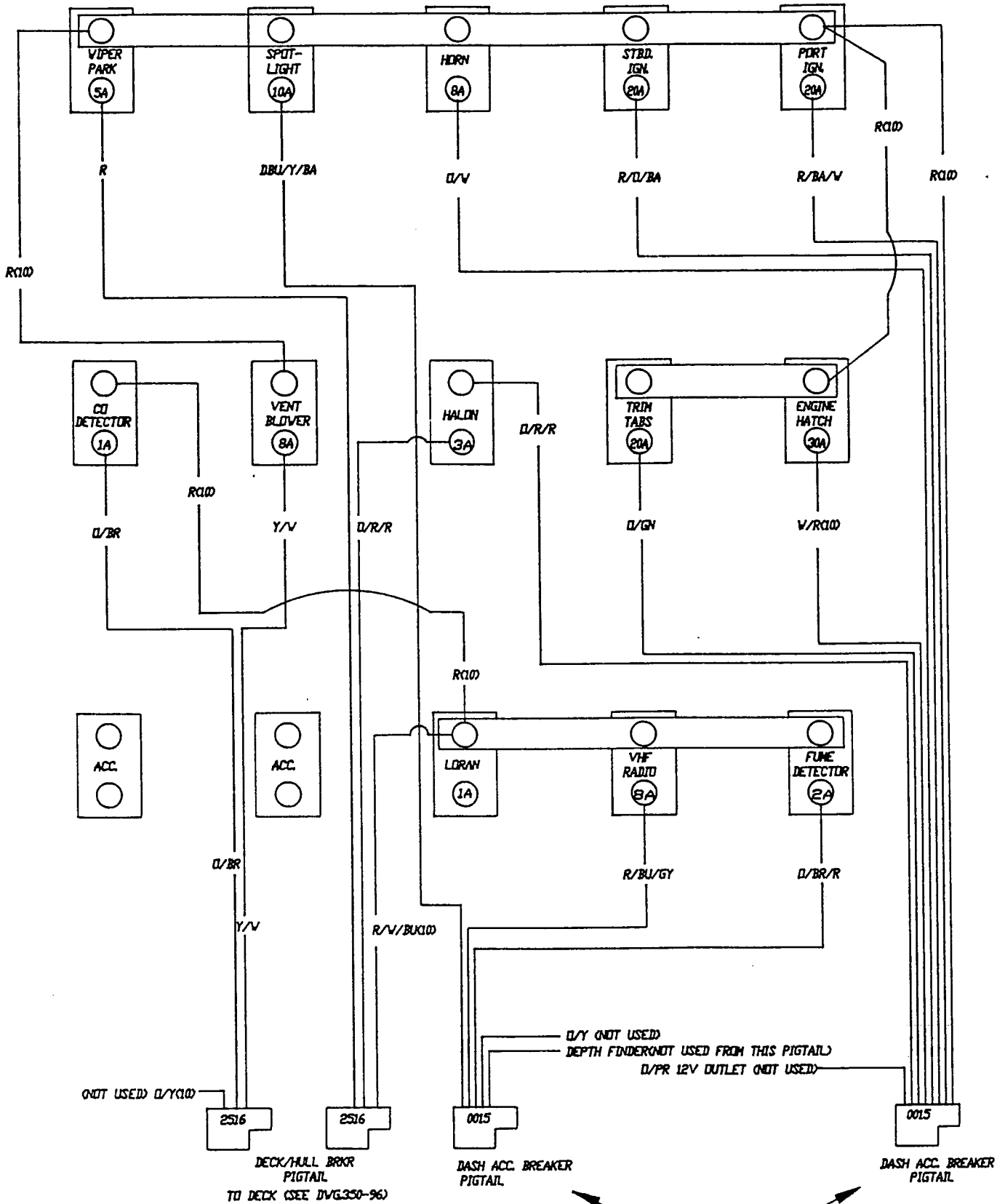
SEE DWG. 350-85 & 85C

- 1) ALL AC WIRE 8 GA. UNLESS SPECIFIED OTHERWISE (JUMPERS ARE COMMONLY TO GA.)
- 2) ALL DC WIRING IS 14 GA. UNLESS SPECIFIED OTHERWISE
- 3) * TO RESPECTIVE TERMINAL BLOCKS

THUNDERBIRD PRODUCTS	4	3	2	1	0	DR	CH	DATE	FROM HIN #	TO HIN #
P.O. BOX 501									FROM HIN #	TO HIN #
DECATUR, IN 46733									FROM HIN #	TO HIN #
(219) 724-9111									FROM HIN #	TO HIN #

TITLE: F-35 PC
 AC/DC PANEL
 WIRING DIAGRAM
 DR BY: KKR
 CH BY: NML
 DATE: 10/13/87 NO. 350-85E

NOTES
 1) ALL WIRES 14 GAUGE UNLESS SPECIFIED OTHERWISE.
 2) SOME ACC. BREAKERS ARE USED FOR "STANDARD" ELECTRICAL EQUIPMENT.



(NOT USED) O/Y/O

2516
 DECK/HULL BRKR PIGTAIL
 TO DECK (SEE DVG.350-96)

0015
 DASH ACC. BREAKER PIGTAIL

0015
 DASH ACC. BREAKER PIGTAIL

O/Y (NOT USED)
 DEPTH FINDER (NOT USED FROM THIS PIGTAIL)
 O/PR 12V OUTLET (NOT USED)

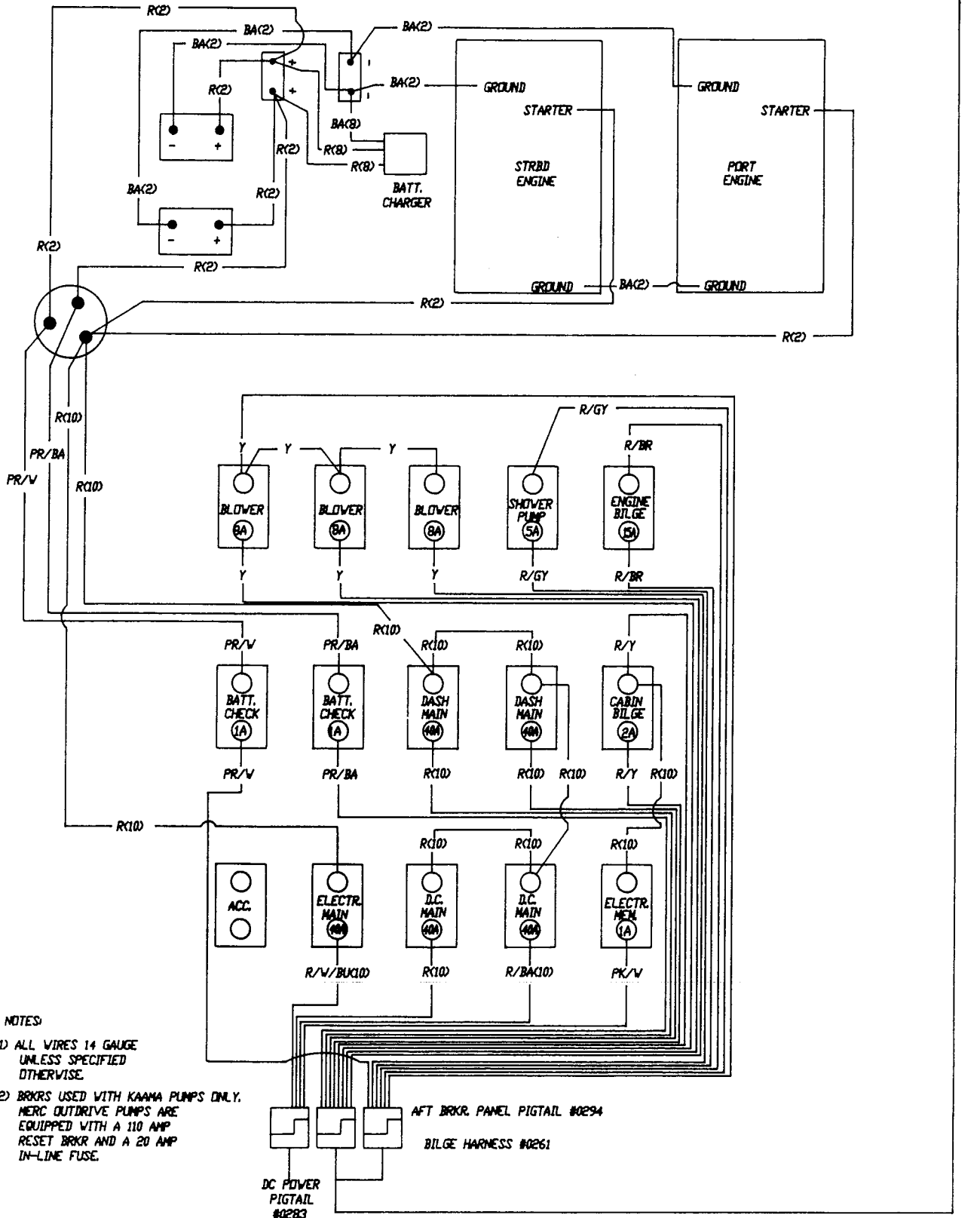
BOTH PLUG INTO
 DASH ACC. PIGTAIL #0016 (SEE DVG.350-96B)

TITLE:	F-35 PC	DASH BREAKER PANEL WIRING DIAGRAM
FROM HIN #	TO HIN #	DR BY: MKR
FROM HIN #	TO HIN #	DATE: 5-17-88
FROM HIN #	TO HIN #	IND: 350-96D
FROM HIN #	TO HIN #	
DR	CH	DATE
1		
2		
3		
4		
THUNDERBIRD PRODUCTS		
P.O. BOX 501		
DECATUR, IN 46733		
(719) 724-9111		

BILGE HARNESS
#0261

GENERATOR BA/V/R
DGN/R
DGN/V
DGN/D

STDB. HULL
HARNESS
#0205



NOTES

- 1) ALL WIRES 14 GAUGE UNLESS SPECIFIED OTHERWISE.
- 2) BRKR'S USED WITH KAAMA PUMPS ONLY. MERC OUTDRIVE PUMPS ARE EQUIPPED WITH A 110 AMP RESET BRKR AND A 20 AMP IN-LINE FUSE.

DC POWER PIGTAIL #0283

AFT BRKR. PANEL PIGTAIL #0294

BILGE HARNESS #0261

TITLE: F-35 PC
BILGE BREAKER PANEL
WIRING DIAGRAM

TO HIN #*
FROM HIN #*
TO HIN #*
TO HIN #*
TO HIN #*
FROM HIN #*
DATE

DR

CH

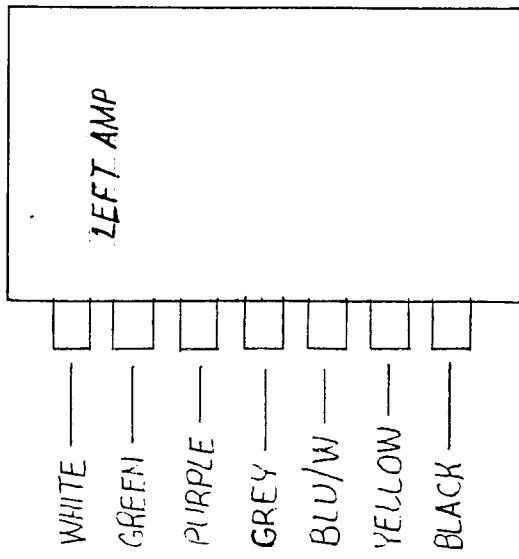
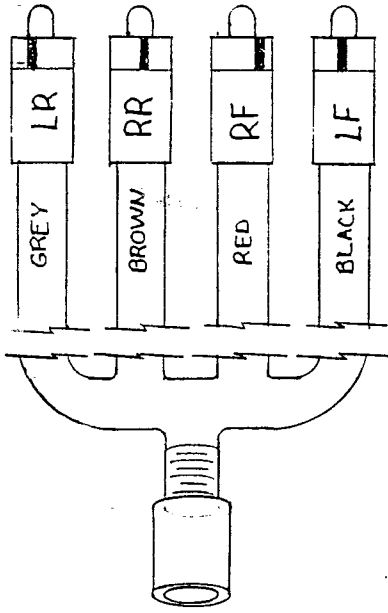
DATE

FROM HIN #*
FROM HIN #*
FROM HIN #*
FROM HIN #*
FROM HIN #*
FROM HIN #*
DATE

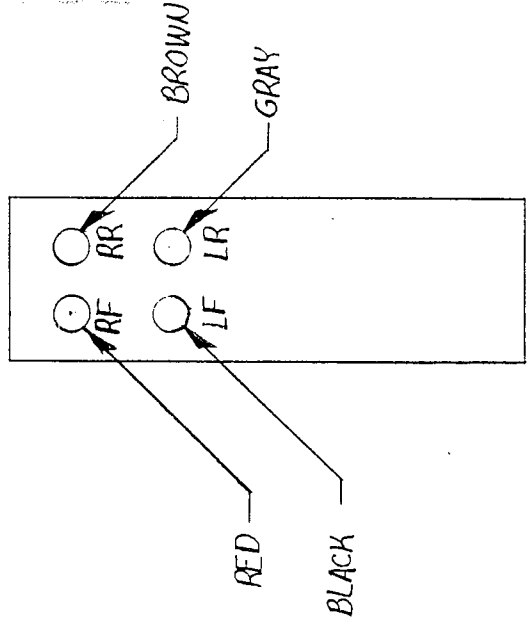
REVISIONS

4
3
2
1

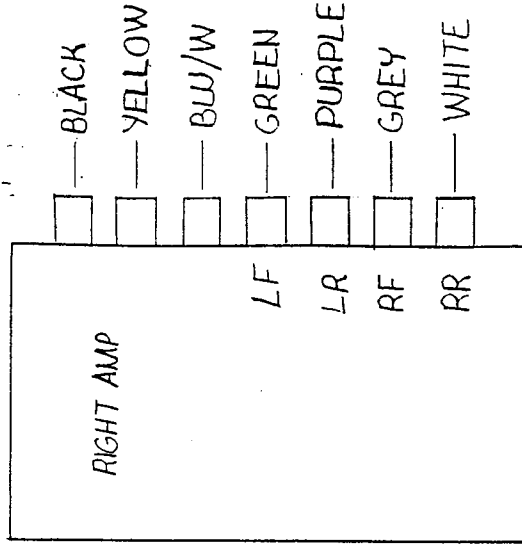
THUNDERBIRD PRODUCTS
P.O. BOX 501
DECATUR, IN 46733
(219) 724-9111



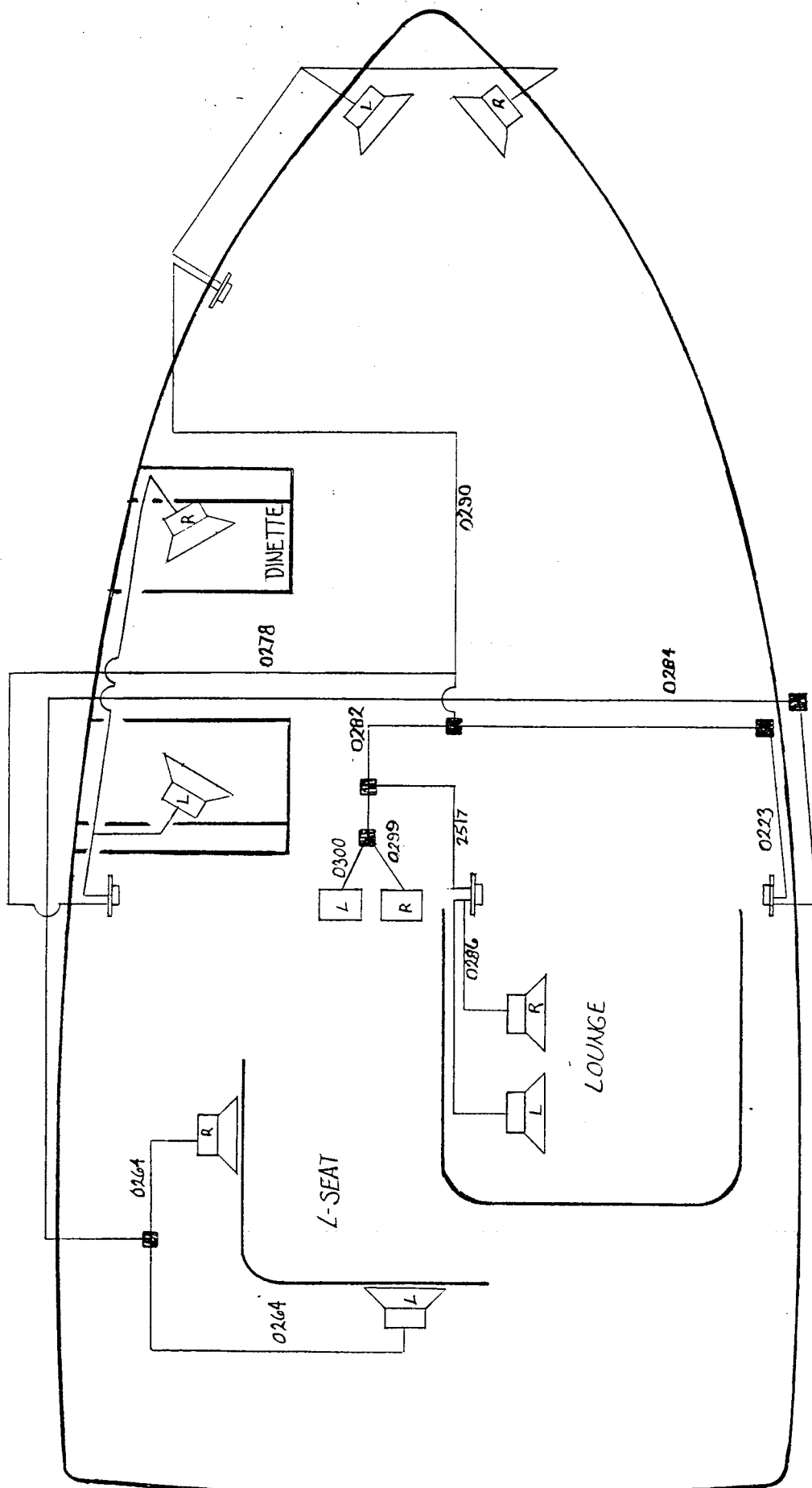
COCKPIT
AND
V-BERTH







DINETTE
AND
AFT CABIN



THUNDERBIRD PROD. P.O. BOX 501 DECATUR, IN 46733	TITLE F-35PC AMP DIAGRAM		DR BY JGH.	SCALE	TOLERANCES UNLESS SPC	3	MATERIALS VS 411	
	THUNDERBIRD PART NO. VS-411		CK BY	DATE 6-7-89	2	1		
					1	REV		BY

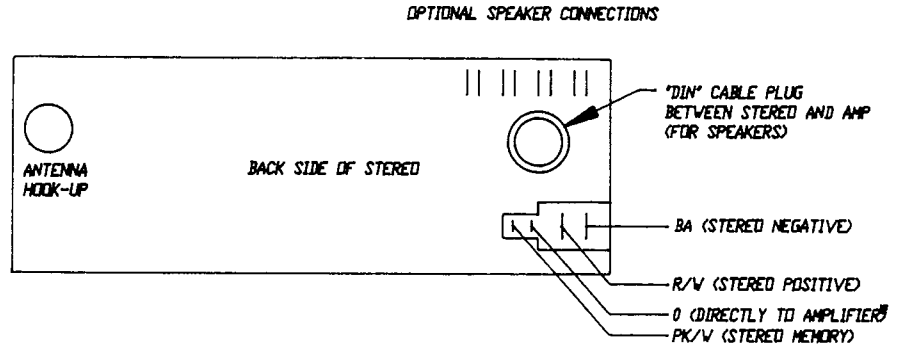


-  L-PAD
-  CONNECTION PLUG
-  AMPS
-  SPEAKER

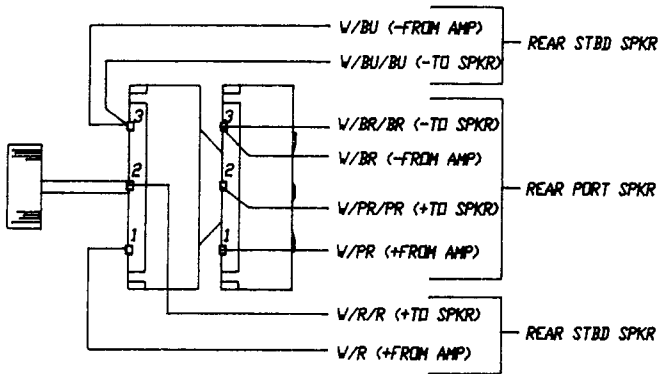
THUNDERBIRD PROD. P.O. BOX 501 DECATUR, IN 46733	TITLE F-35PC WIRE HARNESES SPEAKER SYSTEM		DR BY SCALE J.G.H	TOLERANCES UNLESS SPC.	MATERIALS
	THUNDERBIRD PART NO. YS-410		CK BY DATE J.M. 6-1-80	1	VS 410
				REV BY CK	DBW

NOTES

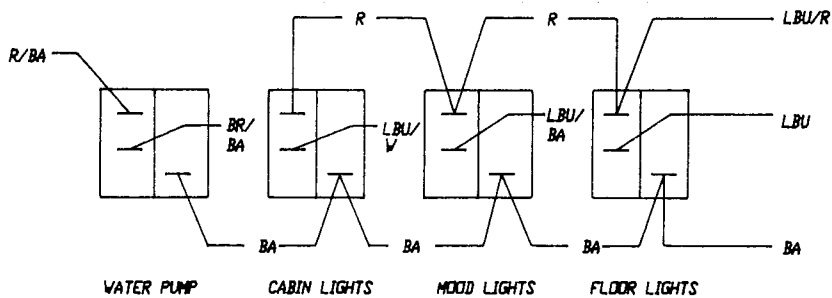
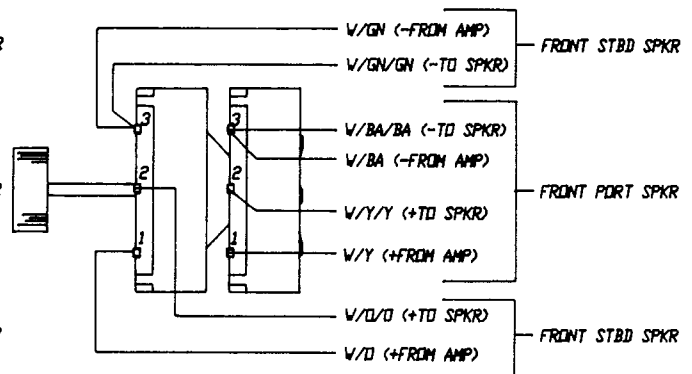
- 1) ALL WIRES FROM DC PANEL PIGTAIL #0282 (EXCEPT ORANGE)
- 2) ALL WIRES ARE 14 GAUGE UNLESS SPECIFIED OTHERWISE
- 3) # ORANGE ONLY USED WITH 7 PIN "DIN" CABLE, 8 PIN "DIN" INCLUDES TRIGGER WIRE.



DASH L-PAD FOR COCKPIT SPEAKERS
PIGTAIL #0223

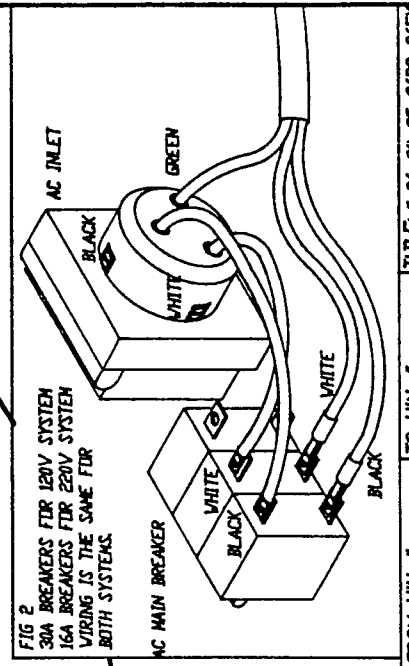
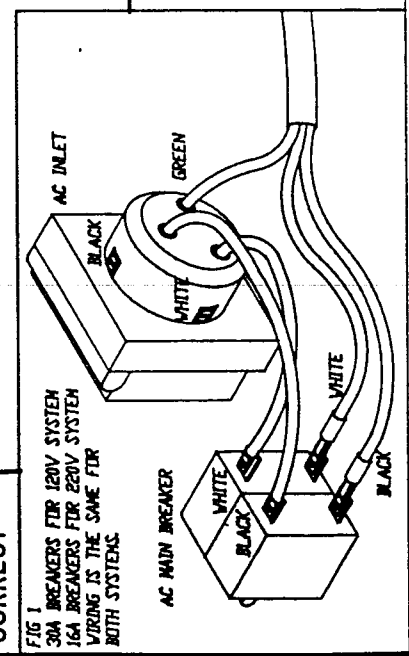
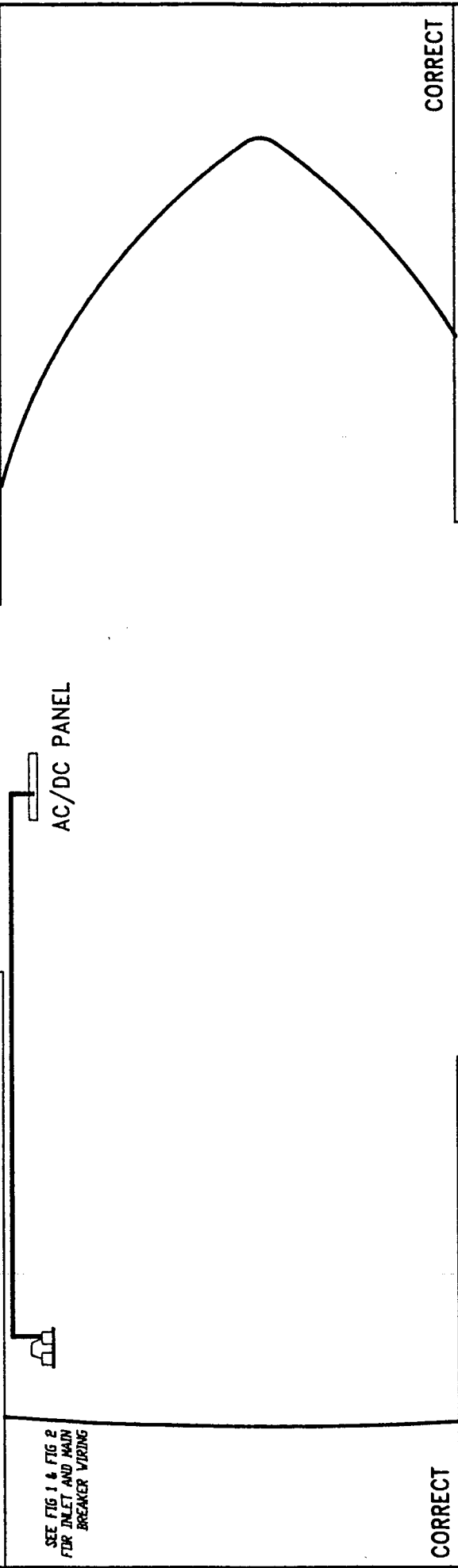
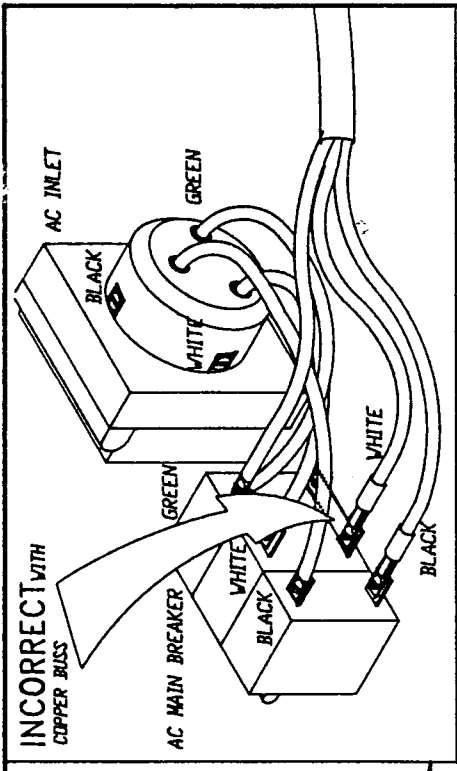
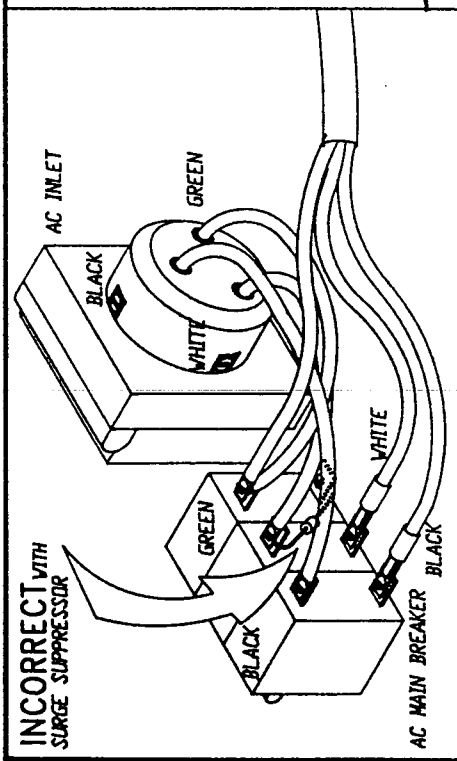


CABIN L-PAD FOR DINETTE SPEAKERS
HARNESS #0278



WIRES FROM DC PANEL PIGTAIL #0282

TITLE: F-35 PC		TO HIN # **	FROM HIN # **	DR	CH	DATE
CABIN SWITCH/STEREO		TO HIN # **	FROM HIN # **	BY: KKR	BY: KKR	NO.: 350-956
DR BY: KKR		TO HIN # **	FROM HIN # **	DATE: 6-8-88	NO.: 350-956	
NO.: 350-956		TO HIN # **	FROM HIN # **	DATE: 6-8-88	NO.: 350-956	
REVISIONS		TO HIN # **	FROM HIN # **	DATE	CH	DR
4	THUNDERBIRD PRODUCTS					
3	P.O. BOX 501					
2	DECATUR, IN 46733					
1	(219) 724-9111					

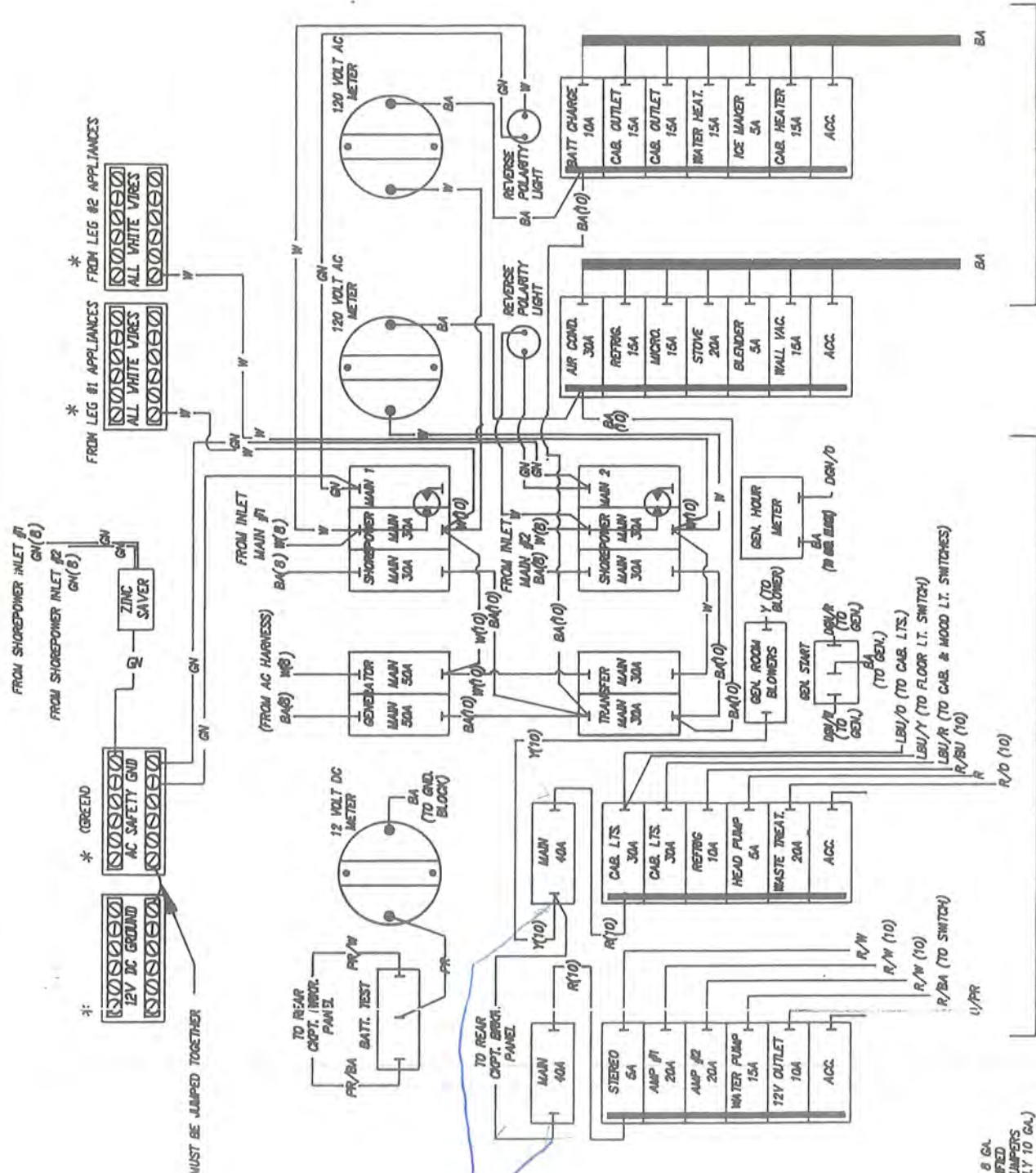


CORRECT

CORRECT

4	FROM HIN #	TO HIN #	TITLE: F-26 29 33 36PC 36CX
3	FROM HIN #	TO HIN #	MAIN INLET AND BREAKER WIRING
2	FROM HIN #	TO HIN #	(AFT SEAT PAD)
1	FROM HIN #	TO HIN #	DR BY: KKR CH BY: RE

THUNDERBIRD PRODUCTS
P.O. BOX 501
DECATUR, IN 46733



TO RESPECTIVE APPLIANCES THRU AC HARNESS #30-6108

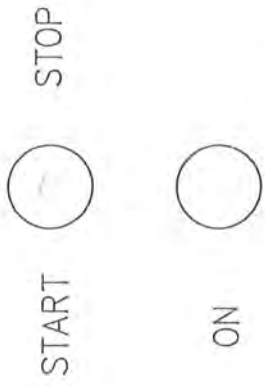
SEE DWG. 350-85 & 85G

- 1) ALL AC WIRE & GA. UNLESS SPECIFIED OTHERWISE (JUMPERS ARE COMMONLY TO GA.)
- 2) ALL DC WIRING IS 14 GA. UNLESS SPECIFIED OTHERWISE
- 3)* TO RESPECTIVE TERMINAL BLOCKS

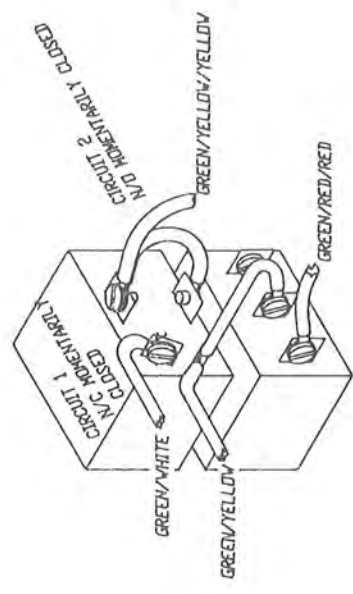
THUNDERBIRD PRODUCTS	4	3	2	1	#	DR	CH	DATE	FROM HIN #	TO HIN #
P.O. BOX 501									FROM HIN #	TO HIN #
DECATUR, IN 46733									FROM HIN #	TO HIN #
(219) 724-9111									FROM HIN #	TO HIN #

REVISIONS

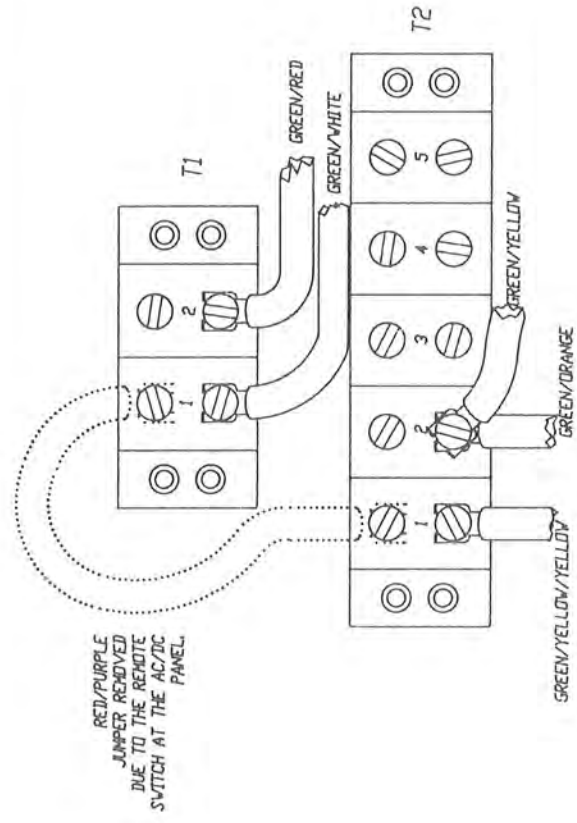
TITLE: F-35 PC AC/DC PANEL WIRING DIAGRAM
DR BY: KKR CH BY: NWL
DATE: 10/17/87 NO. 350-95E



VIEW OF PANEL FACE AND LABELING OF GENERATOR SWITCHES



VIEW OF START/STOP SWITCH (ON TOP) AND ON SWITCH (ON BOTTOM) FROM THE BACK SIDE OF PANEL WHEN THE AC/DC PANEL DOOR IS OPEN.



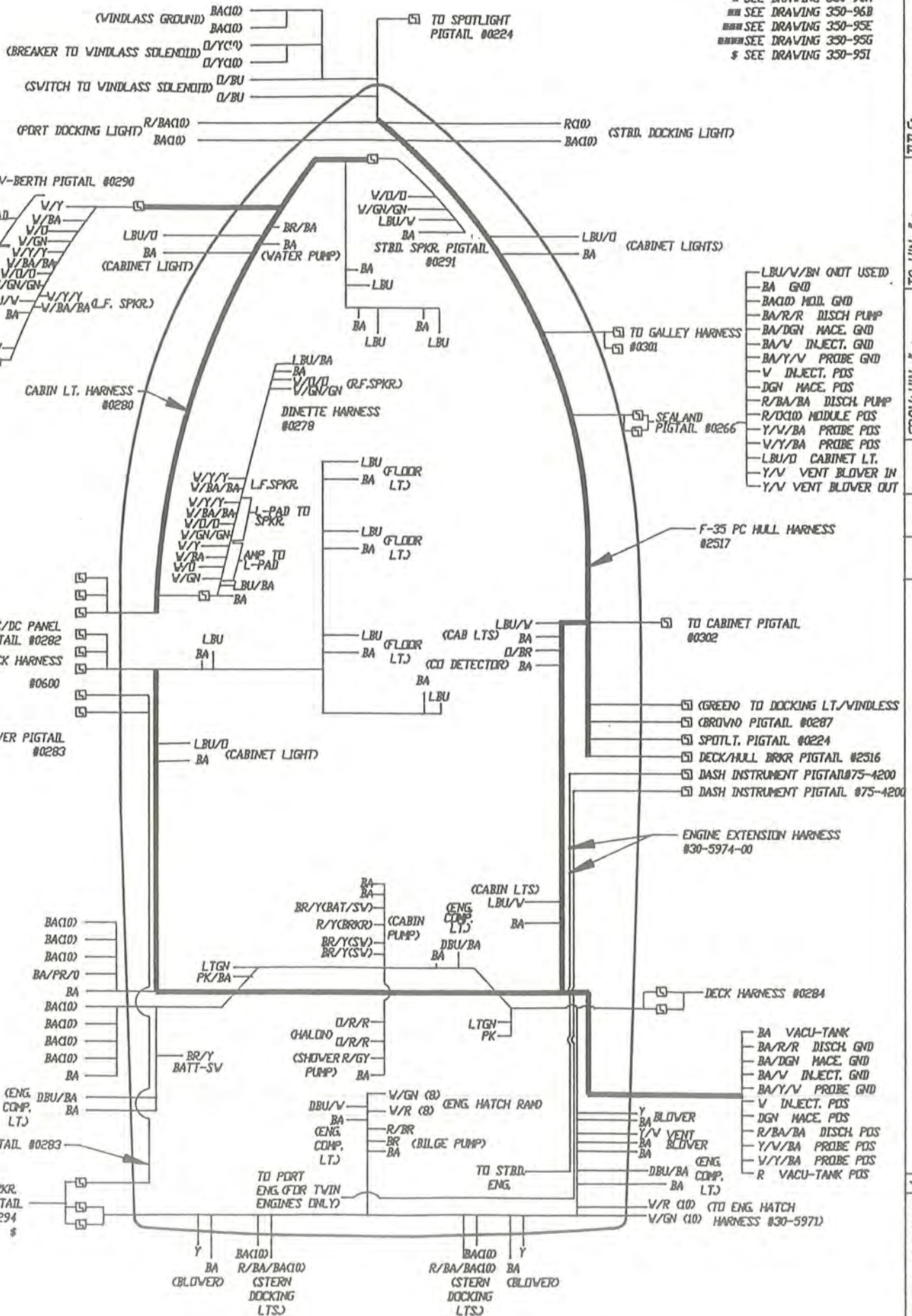
VIEW OF CONNECTION POINTS FOUND UNDER LABELLED COVER OF THE VESTERBEKE GENERATOR.

NOTE: SEE VESTERBEKE LIT. FOR SCHEMATIC OF GENERATORS INTERNAL DC CONNECTIONS.

THUNDERBIRD PRODUCTS	4								TO HIN #
P.O. BOX 501	3								TO HIN #
DECATUR, IN 46733	2								TO HIN #
(219) 724-9111	1								TO HIN #
	#								TO HIN #

REVISIONS

DR BY: KKR CH BY: RL
DATE: 1-25-99



SEE DRAWING 350-96A
 SEE DRAWING 350-96B
 SEE DRAWING 350-95E
 SEE DRAWING 350-95G
 SEE DRAWING 350-95I

TO HIN # *
 TO HIN # *
 TO HIN # *
 TO HIN # *
 TO HIN # *

FROM HIN # *
 FROM HIN # *
 FROM HIN # *
 FROM HIN # *
 FROM HIN # *
 FROM HIN # *
 FROM HIN # *
 FROM HIN # *

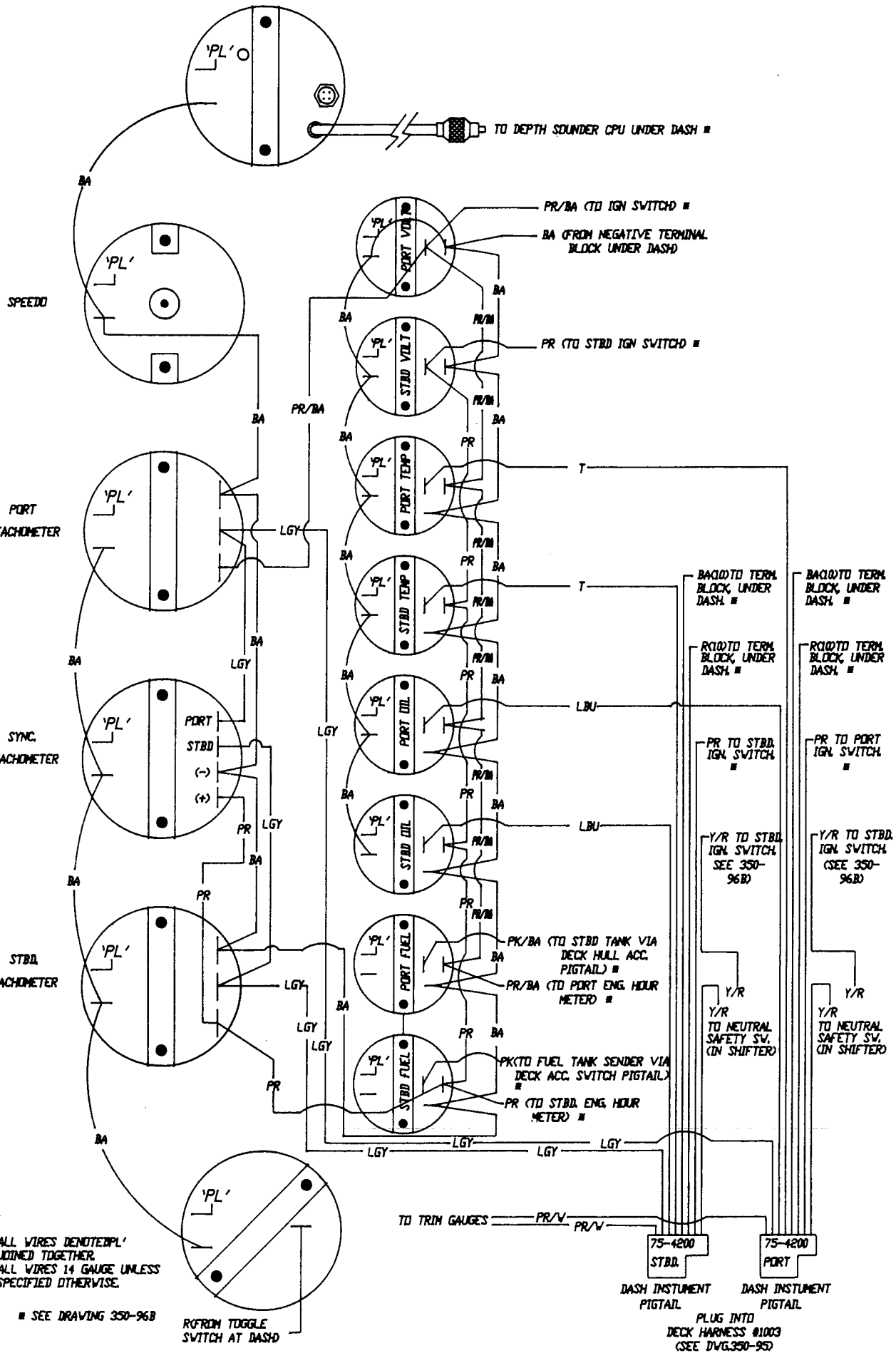
DR. BY: KCR
 DATE: 4-29-88

CH. BY: J.S.
 NO.: 350-95

THUNDERBIRD PRODUCTS
 P.O. BOX 501
 DECATUR, IN 46733
 (219) 724-9111

REVISIONS

NO.	DATE	CH	DR
1			
2			
3			
4			



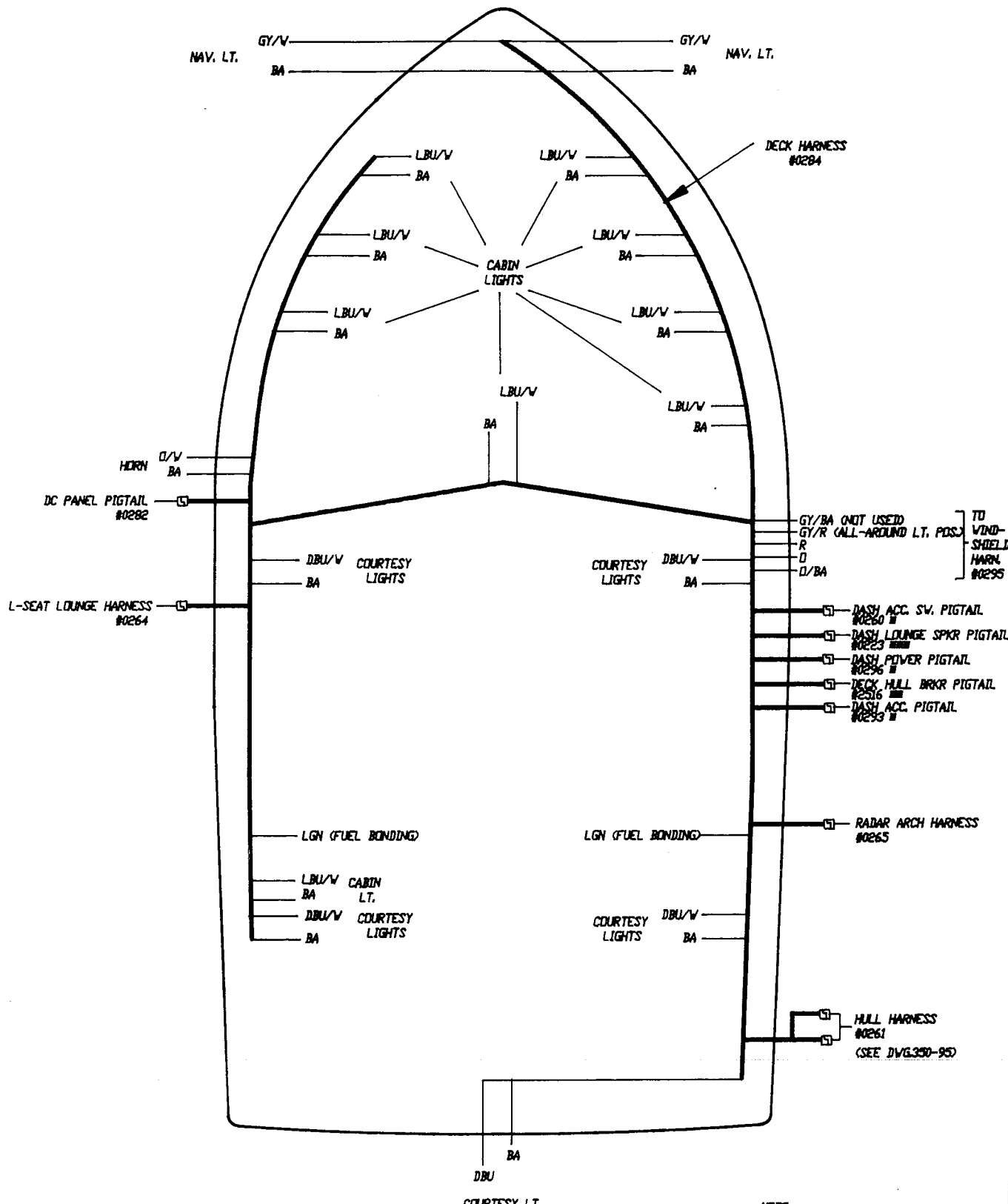
NOTES:
 1) ALL WIRES DENOTED 'PL' JOINED TOGETHER.
 2) ALL WIRES 14 GAUGE UNLESS SPECIFIED OTHERWISE.
 ■ SEE DRAWING 350-96B

TITLE: UPPER DASH WIRING F-35 PC
 DR BY: MBR
 DATE: 3-88
 GH BY: JPL
 NO.: 350-96A

FROM HIN #	TO HIN #	FROM HIN #	TO HIN #	DATE	OR	GH	REVISIONS

THUNDERBIRD PRODUCTS
 P.O. BOX 501
 DECATUR, IN 46733
 (219) 724-9111

SEE DRAWING 350-96B
 SEE DRAWING 350-96D
 SEE DRAWING 350-95G



NOTE:
 1) ALL WIRES 14 GAUGE UNLESS SPECIFIED OTHERWISE.

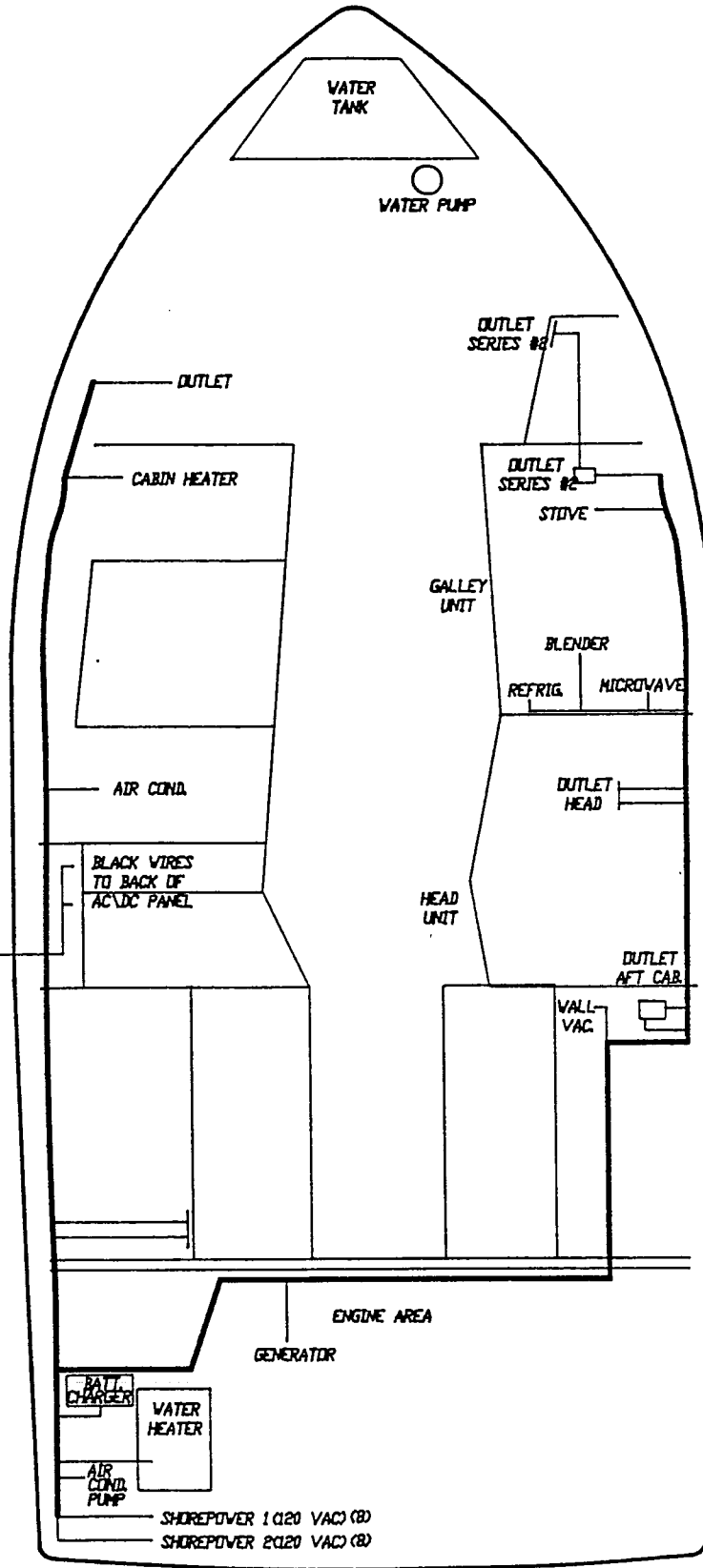
TITLE: F-35 PC DECK LAYOUT DIAGRAM		TO HIN #	FROM HIN #	DR	CH	DATE
		TO HIN #	FROM HIN #			
		TO HIN #	FROM HIN #			
		TO HIN #	FROM HIN #			
			REVISIONS			
1	2	3	4	THUNDERBIRD PRODUCTS		
2	1			P.O. BOX 501		
1				DECATUR, IN 46733		
				(219) 724-9111		

FOR PROPER AC/DC PANEL WIRING REFER TO DVG.350-95E (110) DVG.350-95Ee (2210)

LEG 2 WHITE WIRES

LEG 1 WHITE WIRES

GREEN WIRES



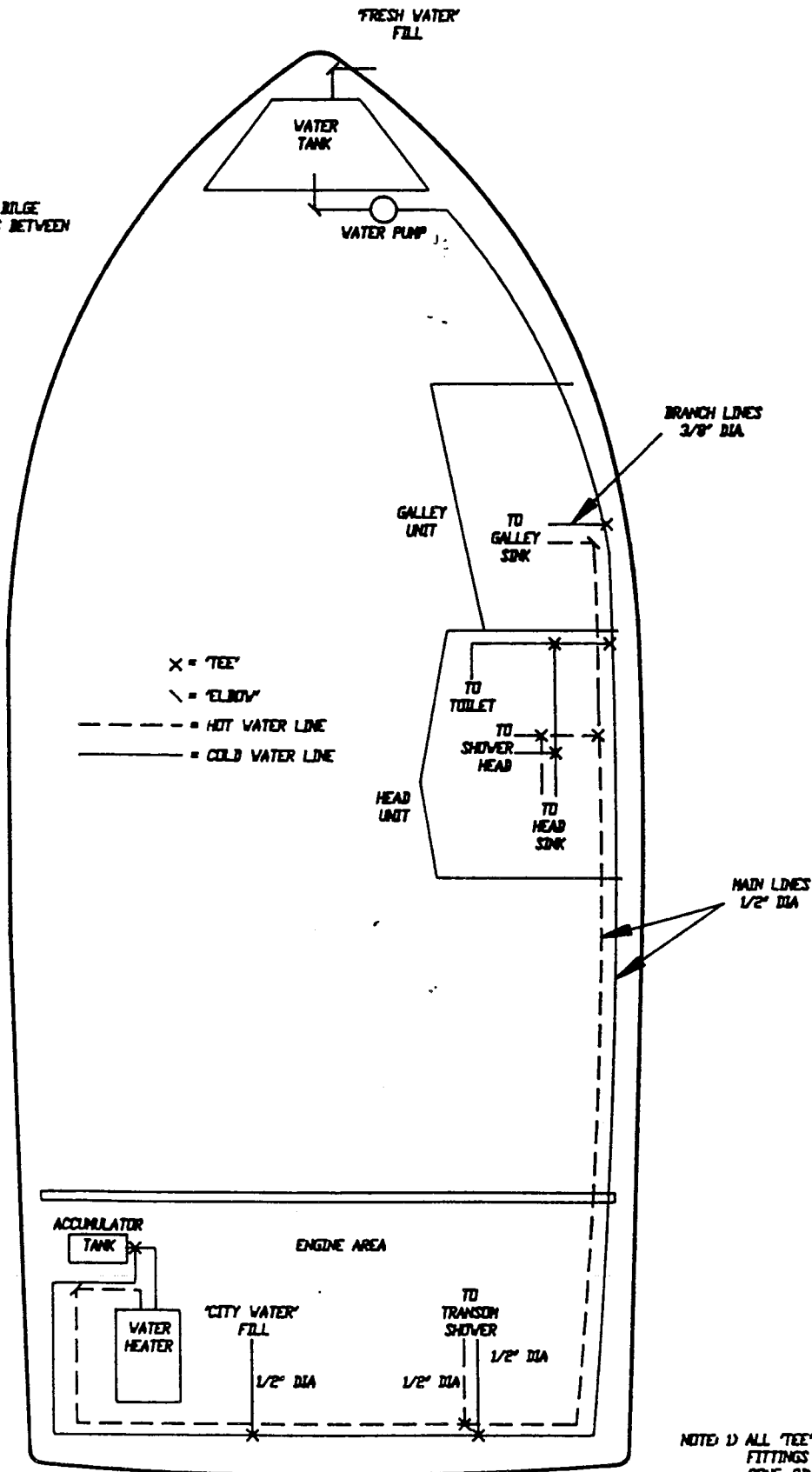
NOTES
 1) ALL AC WIRES ARE 12/3 STRANDED CONDUCTOR.
 2) A 'ZINC SAVER' IS INCLUDED ON THE INCOMING SHOREPOWER GREEN SAFETY GROUND. THIS 'ZINC SAVER' IS LOCATED BEHIND THE AC/DC PANEL.

TITLE: F-35 PC AC WIRING DIAGRAM		TO HIN #	FROM HIN #	DR	CH	DATE
		TO HIN #	FROM HIN #			
		TO HIN #	FROM HIN #			
		TO HIN #	FROM HIN #			
		TO HIN #	FROM HIN #			
		TO HIN #	FROM HIN #			
		TO HIN #	FROM HIN #			

REV	DATE	BY	CHK	REVISIONS
4				
3				
2				
1				
1				

THUNDERBIRD PRODUCTS
 P.O. BOX 501
 DECATUR, IN 46733
 (219) 724-9111

IMPORTANT:
6" TRAPS MUST BE IN ALL RIDGE
AND SHOWER OUTLET HOSES BETWEEN
THE PUMP AND THRU-HULL.

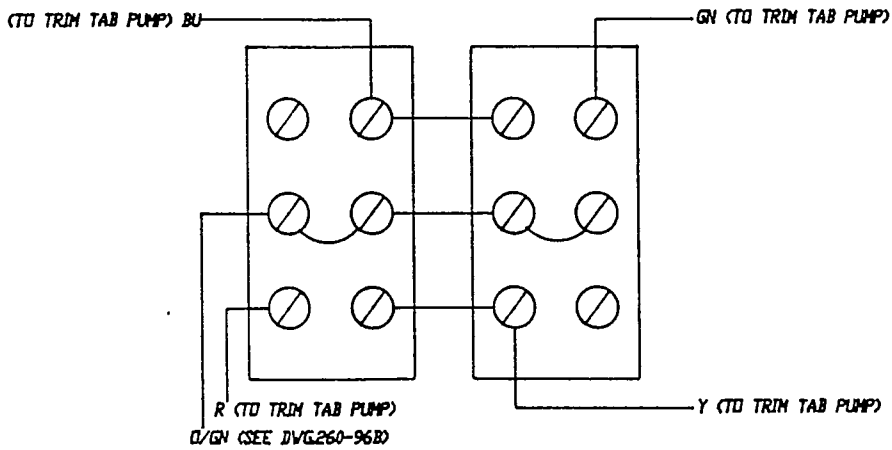


NOTE: 1) ALL 'TEE' AND 'ELBOW'
FITTINGS USE THE NUT,
CONE, RING CONFIGURATION.

PLUMBING DIAGRAM		TO HIN #	FROM HIN #	DR	CH	DATE	REVISIONS
1							
2							
3							
4							

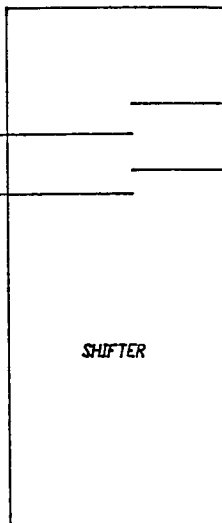
DR BY: KKR CH BY: JJK
DATE: 8-22-88 NO.: 880-28

THUNDERBIRD PRODUCTS
P.O. BOX 501
DECATUR, IN 46733
(219) 724-9111



NEUTRAL SAFETY SWITCH
(SEE DWG.350-96A)

Y/R
Y/R



NEUTRAL SAFETY SWITCH
(SEE DWG.350-96A)

Y/R
Y/R

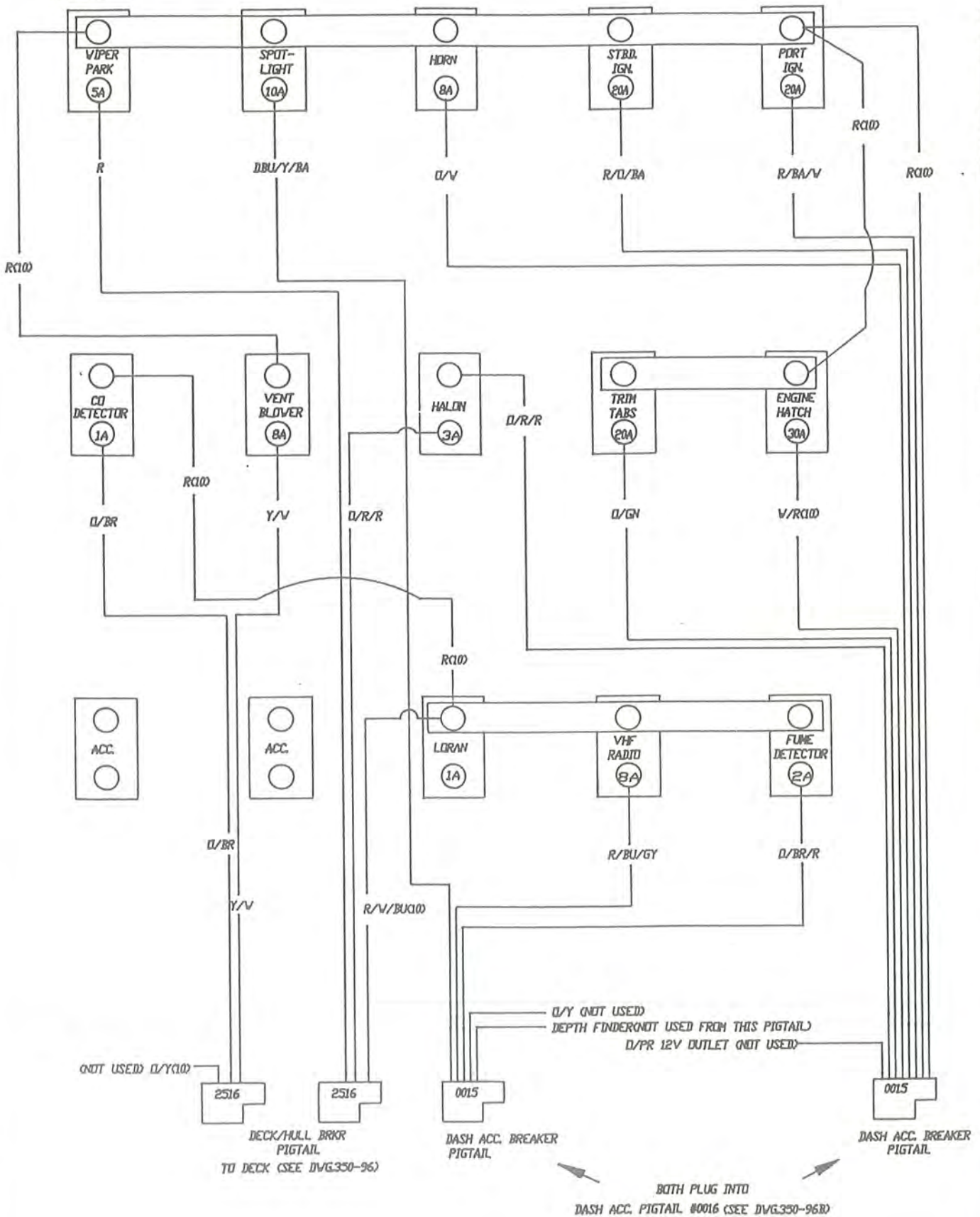
NOTES
1) ALL WIRES 14 GA UNLESS
SPECIFIED OTHERWISE.

4	THUNDERBIRD PRODUCTS	TO HIN #	FROM HIN #	DR	CH	DATE	TO HIN #	FROM HIN #	TITLE: F-35 PC TRIM TABS DIAGRAM
3	P.O. BOX 501	TO HIN #	FROM HIN #				TO HIN #	FROM HIN #	DR BY: KCR
2	DECATUR, IN 46733	TO HIN #	FROM HIN #				TO HIN #	FROM HIN #	CH BY: J. J.
1	(219) 724-9111	TO HIN #	FROM HIN #				TO HIN #	FROM HIN #	DATE: 1/13/88
		TO HIN #	FROM HIN #				TO HIN #	FROM HIN #	NO. 350-96L

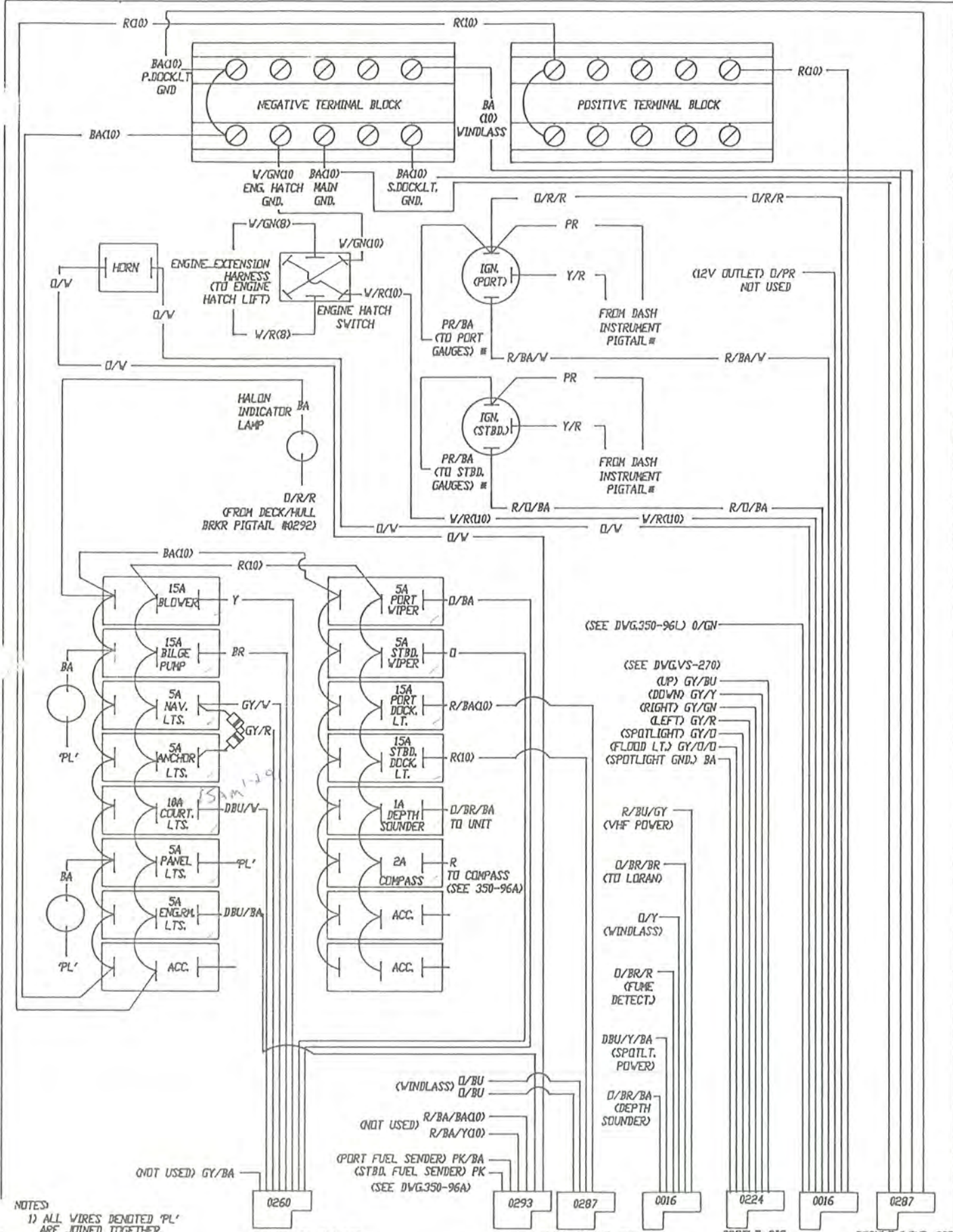
REVISIONS

NOTES:

- 1) ALL WIRES 14 GAUGE UNLESS SPECIFIED OTHERWISE.
- 2) SOME ACC. BREAKERS ARE USED FOR 'STANDARD' ELECTRICAL EQUIPMENT.



TITLE:	DASH BREAKER PANEL WIRING DIAGRAM	
FROM HIN #	TO HIN #	DR BY: KKR
FROM HIN #	TO HIN #	CH BY: JFL
FROM HIN #	TO HIN #	DATE: 5-17-88
FROM HIN #	TO HIN #	NO.: 350-96D
DR	CH	DATE
4		
3		
2		
1		
THUNDERBIRD PRODUCTS		
P.O. BOX 501		
DECATUR, IN 46733		
(219) 724-9111		



- NOTES:
- 1) ALL WIRES DENOTED "PL" ARE JOINED TOGETHER.
 - 2) ALL WIRES 14 GAUGE UNLESS SPECIFIED OTHERWISE.
 - 3) FOR L-PAD WIRING SEE (DVG.290-95G)

DR	CH	DATE	FROM HIN #	TO HIN #	REVISIONS
			FROM HIN #	TO HIN #	1
			FROM HIN #	TO HIN #	2
			FROM HIN #	TO HIN #	3
			FROM HIN #	TO HIN #	4

TITLE: F-35 PC LOWER DASH WIRING

DR BY: KKR CH BY: JAC

DATE: 5-21-88 NO.: 350-96B

THUNDERBIRD PRODUCTS

P.O. BOX 501

DECATUR, IN 46733

(219) 724-9111